


Student Solutions Manual

to accompany

ORGANIC CHEMISTRY

fifth edition



Robert C. Atkins
Francis A. Carey.

CONTENTS

Preface v
To the Student vii

CHAPTER	1	CHEMICAL BONDING	1
CHAPTER	2	ALKANES	25
CHAPTER	3	CONFORMATIONS OF ALKANES AND CYCLOALKANES	46
CHAPTER	4	ALCOHOLS AND ALKYL HALIDES	67
CHAPTER	5	STRUCTURE AND PREPARATION OF ALKENES: ELIMINATION REACTIONS	90
CHAPTER	6	REACTIONS OF ALKENES: ADDITION REACTIONS	124
CHAPTER	7	STEREOCHEMISTRY	156
CHAPTER	8	NUCLEOPHILIC SUBSTITUTION	184
CHAPTER	9	ALKYNES	209
CHAPTER	10	CONJUGATION IN ALKADIENES AND ALLYLIC SYSTEMS	230
CHAPTER	11	ARENES AND AROMATICITY	253
CHAPTER	12	REACTIONS OF ARENES: ELECTROPHILIC AROMATIC SUBSTITUTION	279

CHAPTER 13	SPECTROSCOPY	320
CHAPTER 14	ORGANOMETALLIC COMPOUNDS	342
CHAPTER 15	ALCOHOLS, DIOLS, AND THIOLS	364
CHAPTER 16	ETHERS, EPOXIDES, AND SULFIDES	401
CHAPTER 17	ALDEHYDES AND KETONES: NUCLEOPHILIC ADDITION TO THE CARBONYL GROUP	426
CHAPTER 18	ENOLS AND ENOLATES	470
CHAPTER 19	CARBOXYLIC ACIDS	502
CHAPTER 20	CARBOXYLIC ACID DERIVATIVES: NUCLEOPHILIC ACYL SUBSTITUTION	536
CHAPTER 21	ESTER ENOLATES	576
CHAPTER 22	AMINES	604
CHAPTER 23	ARYL HALIDES	656
CHAPTER 24	PHENOLS	676
CHAPTER 25	CARBOHYDRATES	701
CHAPTER 26	LIPIDS	731
CHAPTER 27	AMINO ACIDS, PEPTIDES, AND PROTEINS. NUCLEIC ACIDS	752
APPENDIX A	ANSWERS TO THE SELF-TESTS	775
APPENDIX B	TABLES	821
	B-1 Bond Dissociation Energies of Some Representative Compounds	821
	B-2 Acid Dissociation Constants	822
	B-3 Chemical Shifts of Representative Types of Protons	822
	B-4 Chemical Shifts of Representative Carbons	823
	B-5 Infrared Absorption Frequencies of Some Common Structural Units	823

PREFACE

It is our hope that in writing this *Study Guide and Solutions Manual* we will make the study of organic chemistry more meaningful and worthwhile. To be effective, a study guide should be more than just an answer book. What we present here was designed with that larger goal in mind.

The *Study Guide and Solutions Manual* contains detailed solutions to all the problems in the text. Learning how to solve a problem is, in our view, more important than merely knowing the correct answer. To that end we have included solutions sufficiently detailed to provide the student with the steps leading to the solution of each problem.

In addition, the Self-Test at the conclusion of each chapter is designed to test the student's mastery of the material. Both fill-in and multiple-choice questions have been included to truly test the student's understanding. Answers to the self-test questions may be found in Appendix A at the back of the book.

The completion of this guide was made possible through the time and talents of numerous people. Our thanks and appreciation also go to the many users of the third edition who provided us with helpful suggestions, comments, and corrections. We also wish to acknowledge the assistance and understanding of Kent Peterson, Terry Stanton, and Peggy Selle of McGraw-Hill. Many thanks also go to Linda Davoli for her skillful copyediting. Last, we thank our wives and families for their understanding of the long hours invested in this work.

Francis A. Carey
Robert C. Atkins

TO THE STUDENT

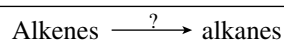
Before beginning the study of organic chemistry, a few words about “how to do it” are in order. You’ve probably heard that organic chemistry is difficult; there’s no denying that. It need not be overwhelming, though, when approached with the right frame of mind and with sustained effort.

First of all you should realize that organic chemistry tends to “build” on itself. That is, once you have learned a reaction or concept, you will find it being used again and again later on. In this way it is quite different from general chemistry, which tends to be much more compartmentalized. In organic chemistry you will continually find previously learned material cropping up and being used to explain and to help you understand new topics. Often, for example, you will see the preparation of one class of compounds using reactions of other classes of compounds studied earlier in the year.

How to keep track of everything? It might be possible to memorize every bit of information presented to you, but you would still lack a fundamental understanding of the subject. It is far better to *generalize* as much as possible.

You will find that the early chapters of the text will emphasize concepts of *reaction theory*. These will be used, as the various classes of organic molecules are presented, to describe *mechanisms* of organic reactions. A relatively few fundamental mechanisms suffice to describe almost every reaction you will encounter. Once learned and understood, these mechanisms provide a valuable means of categorizing the reactions of organic molecules.

There will be numerous facts to learn in the course of the year, however. For example, chemical reagents necessary to carry out specific reactions must be learned. You might find a study aid known as *flash cards* helpful. These take many forms, but one idea is to use 3×5 index cards. As an example of how the cards might be used, consider the reduction of alkenes (compounds with carbon–carbon double bonds) to alkanes (compounds containing only carbon–carbon single bonds). The front of the card might look like this:



The reverse of the card would show the reagents necessary for this reaction:



The card can actually be studied in two ways. You may ask yourself: What reagents will convert alkenes into alkanes? Or, using the back of the card: What chemical reaction is carried out with hydrogen and a platinum or palladium catalyst? This is by no means the only way to use the cards—be creative! Just making up the cards will help you to study.

Although study aids such as flash cards will prove helpful, there is only one way to truly master the subject matter in organic chemistry—*do the problems!* The more you work, the more you will learn. Almost certainly the grade you receive will be a reflection of your ability to solve problems.

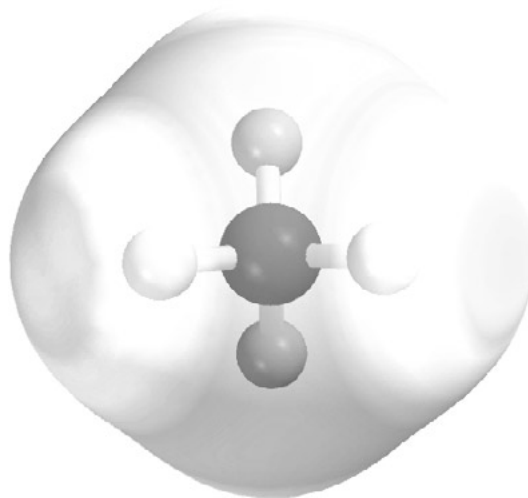
Don't just think over the problems, either; write them out as if you were handing them in to be graded. Also, be careful of how you use the *Study Guide*. The solutions contained in this book have been intended to provide explanations to help you understand the problem. Be sure to write out *your* solution to the problem first and only then look it up to see if you have done it correctly.

Students frequently feel that they understand the material but don't do as well as expected on tests. One way to overcome this is to "test" yourself. Each chapter in the *Study Guide* has a self-test at the end. Work the problems in these tests *without* looking up how to solve them in the text. You'll find it is much harder this way, but it is also a closer approximation to what will be expected of you when taking a test in class.

Success in organic chemistry depends on skills in analytical reasoning. Many of the problems you will be asked to solve require you to proceed through a series of logical steps to the correct answer. Most of the individual concepts of organic chemistry are fairly simple; stringing them together in a coherent fashion is where the challenge lies. By doing exercises conscientiously you should see a significant increase in your overall reasoning ability. Enhancement of their analytical powers is just one fringe benefit enjoyed by those students who attack the course rather than simply attend it.

Gaining a mastery of organic chemistry is hard work. We hope that the hints and suggestions outlined here will be helpful to you and that you will find your efforts rewarded with a knowledge and understanding of an important area of science.

Francis A. Carey
Robert C. Atkins



CHAPTER 1

CHEMICAL BONDING

SOLUTIONS TO TEXT PROBLEMS

- 1.1** The element carbon has atomic number 6, and so it has a total of six electrons. Two of these electrons are in the $1s$ level. The four electrons in the $2s$ and $2p$ levels (the valence shell) are the valence electrons. Carbon has four valence electrons.
- 1.2** Electron configurations of elements are derived by applying the following principles:
- The number of electrons in a neutral atom is equal to its atomic number Z .
 - The maximum number of electrons in any orbital is 2.
 - Electrons are added to orbitals in order of increasing energy, filling the $1s$ orbital before any electrons occupy the $2s$ level. The $2s$ orbital is filled before any of the $2p$ orbitals, and the $3s$ orbital is filled before any of the $3p$ orbitals.
 - All the $2p$ orbitals ($2p_x$, $2p_y$, $2p_z$) are of equal energy, and each is singly occupied before any is doubly occupied. The same holds for the $3p$ orbitals.

With this as background, the electron configuration of the third-row elements is derived as follows [$2p^6 = 2p_x^2 2p_y^2 2p_z^2$]:

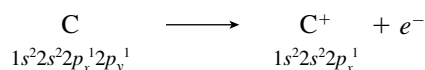
Na ($Z = 11$)	$1s^2 2s^2 2p^6 3s^1$
Mg ($Z = 12$)	$1s^2 2s^2 2p^6 3s^2$
Al ($Z = 13$)	$1s^2 2s^2 2p^6 3s^2 3p_x^1$
Si ($Z = 14$)	$1s^2 2s^2 2p^6 3s^2 3p_x^1 3p_y^1$
P ($Z = 15$)	$1s^2 2s^2 2p^6 3s^2 3p_x^1 3p_y^1 3p_z^1$
S ($Z = 16$)	$1s^2 2s^2 2p^6 3s^2 3p_x^2 3p_y^1 3p_z^1$
Cl ($Z = 17$)	$1s^2 2s^2 2p^6 3s^2 3p_x^2 3p_y^2 3p_z^1$
Ar ($Z = 18$)	$1s^2 2s^2 2p^6 3s^2 3p_x^2 3p_y^2 3p_z^2$

1.3 The electron configurations of the designated ions are:

Ion	Z	Number of Electrons in Ion	Electron Configuration of Ion
(b) He ⁺	2	1	1s ¹
(c) H ⁻	1	2	1s ²
(d) O ⁻	8	9	1s ² 2s ² 2p _x ² 2p _y ² 2p _z ¹
(e) F ⁻	9	10	1s ² 2s ² 2p ⁶
(f) Ca ²⁺	20	18	1s ² 2s ² 2p ⁶ 3s ² 3p ⁶

Those with a noble gas configuration are H⁻, F⁻, and Ca²⁺.

1.4 A positively charged ion is formed when an electron is removed from a neutral atom. The equation representing the ionization of carbon and the electron configurations of the neutral atom and the ion is:



A negatively charged carbon is formed when an electron is added to a carbon atom. The additional electron enters the 2p_z orbital.



Neither C⁺ nor C⁻ has a noble gas electron configuration.

1.5 Hydrogen has one valence electron, and fluorine has seven. The covalent bond in hydrogen fluoride arises by sharing the single electron of hydrogen with the unpaired electron of fluorine.

Combine H· and ·F: to give the Lewis structure for hydrogen fluoride H:F:

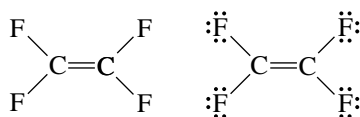
1.6 We are told that C₂H₆ has a carbon–carbon bond.

Thus, we combine two ·C· and six H· to write the Lewis structure of ethane

$$\begin{array}{c} \text{H} \quad \text{H} \\ | \quad | \\ \text{H}:\text{C}:\text{C}:\text{H} \\ | \quad | \\ \text{H} \quad \text{H} \end{array}$$

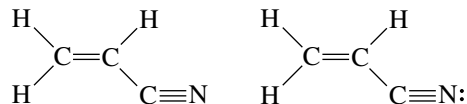
There are a total of 14 valence electrons distributed as shown. Each carbon is surrounded by eight electrons.

1.7 (b) Each carbon contributes four valence electrons, and each fluorine contributes seven. Thus, C₂F₄ has 36 valence electrons. The octet rule is satisfied for carbon only if the two carbons are attached by a double bond and there are two fluorines on each carbon. The pattern of connections shown (below left) accounts for 12 electrons. The remaining 24 electrons are divided equally (six each) among the four fluorines. The complete Lewis structure is shown at right below.



(c) Since the problem states that the atoms in C₃H₃N are connected in the order CCCN and all hydrogens are bonded to carbon, the order of attachments can only be as shown (below left) so as to have four bonds to each carbon. Three carbons contribute 12 valence electrons, three hydrogens contribute 3, and nitrogen contributes 5, for a total of 20 valence electrons. The nine

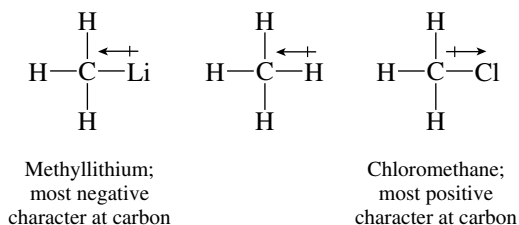
bonds indicated in the partial structure account for 18 electrons. Since the octet rule is satisfied for carbon, add the remaining two electrons as an unshared pair on nitrogen (below right).



- 1.8 The degree of positive or negative character at carbon depends on the difference in electronegativity between the carbon and the atoms to which it is attached. From Table 1.2, we find the electronegativity values for the atoms contained in the molecules given in the problem are:

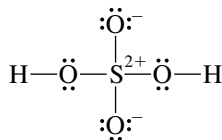
Li	1.0
H	2.1
C	2.5
Cl	3.0

Thus, carbon is more electronegative than hydrogen and lithium, but less electronegative than chlorine. When bonded to carbon, hydrogen and lithium bear a partial positive charge, and carbon bears a partial negative charge. Conversely, when chlorine is bonded to carbon, it bears a partial negative charge, and carbon becomes partially positive. In this group of compounds, lithium is the least electronegative element, chlorine the most electronegative.



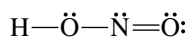
- 1.9 (b) The formal charges in sulfuric acid are calculated as follows:

	Valence Electrons in Neutral Atom	Electron Count	Formal Charge
Hydrogen:	1	$\frac{1}{2}(2) = 1$	0
Oxygen (of OH):	6	$\frac{1}{2}(4) + 4 = 6$	0
Oxygen:	6	$\frac{1}{2}(2) + 6 = 7$	-1
Sulfur:	6	$\frac{1}{2}(8) + 0 = 4$	+2

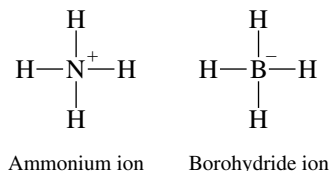


- (c) The formal charges in nitrous acid are calculated as follows:

	Valence Electrons in Neutral Atom	Electron Count	Formal Charge
Hydrogen:	1	$\frac{1}{2}(2) = 1$	0
Oxygen (of OH):	6	$\frac{1}{2}(4) + 4 = 6$	0
Oxygen:	6	$\frac{1}{2}(4) + 4 = 6$	0
Nitrogen:	5	$\frac{1}{2}(6) + 2 = 5$	0

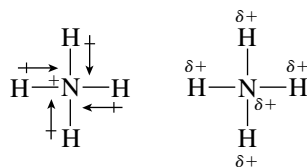


- 1.10 The electron counts of nitrogen in ammonium ion and boron in borohydride ion are both 4 (one half of 8 electrons in covalent bonds).

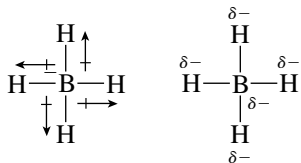


Since a neutral nitrogen has 5 electrons in its valence shell, an electron count of 4 gives it a formal charge of +1. A neutral boron has 3 valence electrons, and so an electron count of 4 in borohydride ion corresponds to a formal charge of -1.

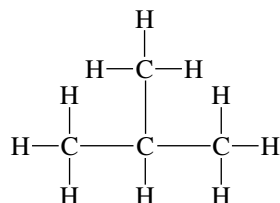
- 1.11 As shown in the text in Table 1.2, nitrogen is more electronegative than hydrogen and will draw the electrons in N—H bonds toward itself. Nitrogen with a formal charge of +1 is even more electronegative than a neutral nitrogen.



Boron (electronegativity = 2.0) is, on the other hand, slightly less electronegative than hydrogen (electronegativity = 2.1). Boron with a formal charge of -1 is less electronegative than a neutral boron. The electron density in the B—H bonds of BH_4^- is therefore drawn toward hydrogen and away from boron.

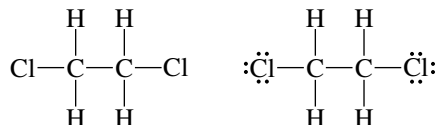


- 1.12 (b) The compound $(\text{CH}_3)_3\text{CH}$ has a central carbon to which are attached three CH_3 groups and a hydrogen.

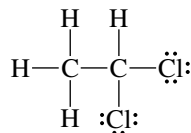


Four carbons and 10 hydrogens contribute 26 valence electrons. The structure shown has 13 covalent bonds, and so all the valence electrons are accounted for. The molecule has no unshared electron pairs.

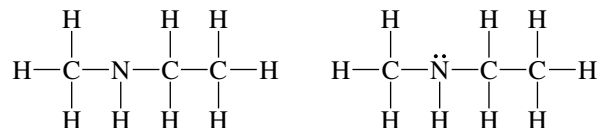
- (c) The number of valence electrons in $\text{ClCH}_2\text{CH}_2\text{Cl}$ is 26 ($2\text{Cl} = 14$; $4\text{H} = 4$; $2\text{C} = 8$). The constitution at the left below shows seven covalent bonds accounting for 14 electrons. The remaining 12 electrons are divided equally between the two chlorines as unshared electron pairs. The octet rule is satisfied for both carbon and chlorine in the structure at the right below.



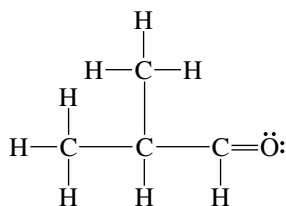
- (d) This compound has the same molecular formula as the compound in part (c), but a different structure. It, too, has 26 valence electrons, and again only chlorine has unshared pairs.



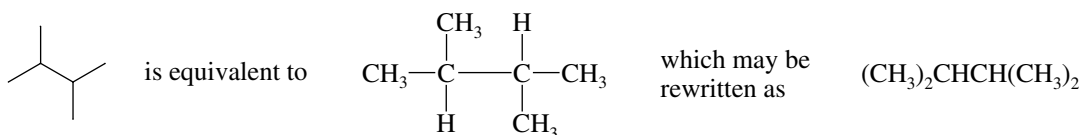
- (e) The constitution of $\text{CH}_3\text{NHCH}_2\text{CH}_3$ is shown (below left). There are 26 valence electrons, and 24 of them are accounted for by the covalent bonds in the structural formula. The remaining two electrons complete the octet of nitrogen as an unshared pair (below right).



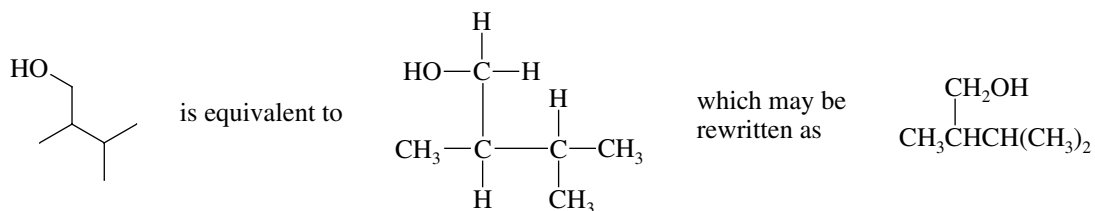
- (f) Oxygen has two unshared pairs in $(\text{CH}_3)_2\text{CHCH}=\text{O}$.



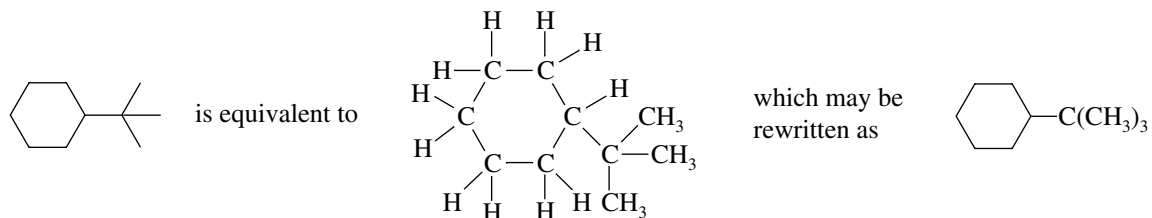
- 1.13 (b) This compound has a four-carbon chain to which are appended two other carbons.



- (c) The carbon skeleton is the same as that of the compound in part (b), but one of the terminal carbons bears an OH group in place of one of its hydrogens.

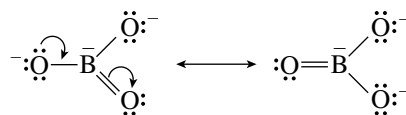


- (d) The compound is a six-membered ring that bears a $-\text{C}(\text{CH}_3)_3$ substituent.

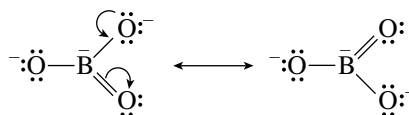


- 1.14 The problem specifies that nitrogen and both oxygens of carbamic acid are bonded to carbon and one of the carbon-oxygen bonds is a double bond. Since a neutral carbon is associated with four

(d) Resonance in borate ion is exactly analogous to that in carbonate.

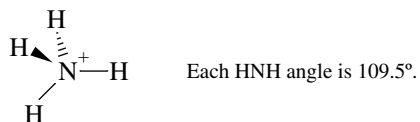


and



1.17 There are four B—H bonds in BH_4^- . The four electron pairs surround boron in a tetrahedral orientation. The H—B—H angles are 109.5° .


1.18 (b) Nitrogen in ammonium ion is surrounded by 8 electrons in four covalent bonds. These four bonds are directed toward the corners of a tetrahedron.



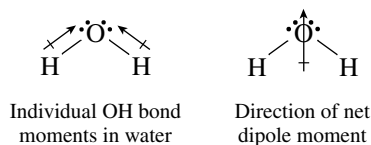
(c) Double bonds are treated as a single unit when deducing the shape of a molecule using the VSEPR model. Thus azide ion is linear.



(d) Since the double bond in carbonate ion is treated as if it were a single unit, the three sets of electrons are arranged in a trigonal planar arrangement around carbon.

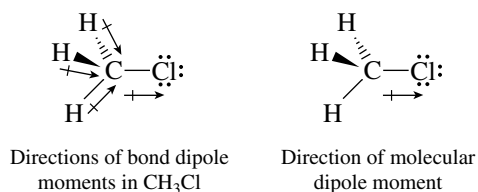


1.19 (b) Water is a bent molecule, and so the individual O—H bond dipole moments do not cancel. Water has a dipole moment.

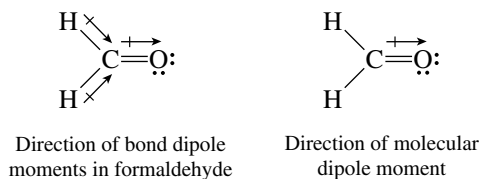


(c) Methane, CH_4 , is perfectly tetrahedral, and so the individual (small) C—H bond dipole moments cancel. Methane has no dipole moment.


(d) Methyl chloride has a dipole moment.



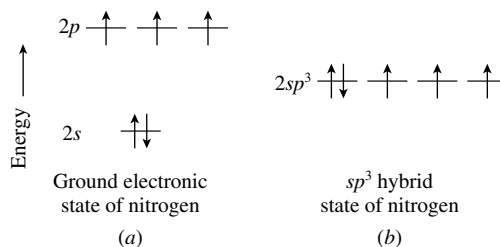
- (e) Oxygen is more electronegative than carbon and attracts electrons from it. Formaldehyde has a dipole moment.



- (f) Nitrogen is more electronegative than carbon. Hydrogen cyanide has a dipole moment.

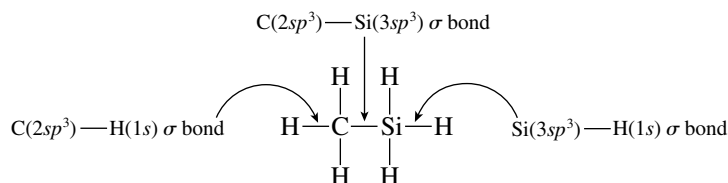


- 1.20** The orbital diagram for sp^3 -hybridized nitrogen is the same as for sp^3 -hybridized carbon, except nitrogen has one more electron.



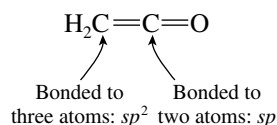
The unshared electron pair in ammonia ($:\text{NH}_3$) occupies an sp^3 -hybridized orbital of nitrogen. Each N—H bond corresponds to overlap of a half-filled sp^3 hybrid orbital of nitrogen and a $1s$ orbital of hydrogen.

- 1.21** Silicon lies below carbon in the periodic table, and it is reasonable to assume that both carbon and silicon are sp^3 -hybridized in H_3CSiH_3 . The C—Si bond and all of the C—H and Si—H bonds are σ bonds.

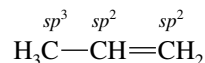


The principal quantum number of the carbon orbitals that are hybridized is 2; the principal quantum number for the silicon orbitals is 3.

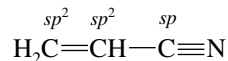
- 1.22** (b) Carbon in formaldehyde ($\text{H}_2\text{C}=\text{O}$) is directly bonded to three other atoms (two hydrogens and one oxygen). It is sp^2 -hybridized.
 (c) Ketene has two carbons in different hybridization states. One is sp^2 -hybridized; the other is sp -hybridized.



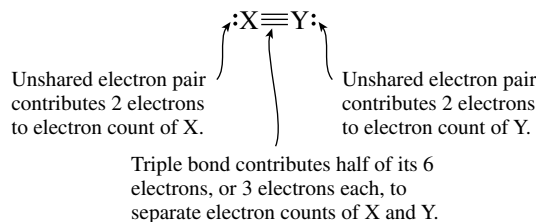
- (d) One of the carbons in propene is sp^3 -hybridized. The carbons of the double bond are sp^2 -hybridized.



- (e) The carbons of the CH_3 groups in acetone $[(\text{CH}_3)_2\text{C}=\text{O}]$ are sp^3 -hybridized. The $\text{C}=\text{O}$ carbon is sp^2 -hybridized.
 (f) The carbons in acrylonitrile are hybridized as shown:



- 1.23** All these species are characterized by the formula $:\text{X}\equiv\text{Y}:$, and each atom has an electron count of 5.



$$\text{Electron count X} = \text{electron count Y} = 2 + 3 = 5$$

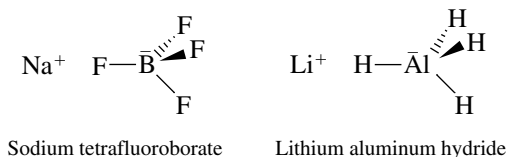
- (a) $:\text{N}\equiv\text{N}:$ A neutral nitrogen atom has 5 valence electrons; therefore, each atom is electrically neutral in molecular nitrogen.
 (b) $:\text{C}\equiv\text{N}:$ Nitrogen, as before, is electrically neutral. A neutral carbon has 4 valence electrons, and so carbon in this species, with an electron count of 5, has a unit negative charge. The species is cyanide anion; its net charge is -1 .
 (c) $:\text{C}\equiv\text{C}:$ There are two negatively charged carbon atoms in this species. It is a dianion; its net charge is -2 .
 (d) $:\text{N}\equiv\text{O}:$ Here again is a species with a neutral nitrogen atom. Oxygen, with an electron count of 5, has 1 less electron in its valence shell than a neutral oxygen atom. Oxygen has a formal charge of $+1$; the net charge is $+1$.
 (e) $:\text{C}\equiv\text{O}:$ Carbon has a formal charge of -1 ; oxygen has a formal charge of $+1$. Carbon monoxide is a neutral molecule.

- 1.24** All these species are of the type $:\ddot{\text{Y}}=\text{X}=\ddot{\text{Y}}:$. Atom X has an electron count of 4, corresponding to half of the 8 shared electrons in its four covalent bonds. Each atom Y has an electron count of 6; 4 unshared electrons plus half of the 4 electrons in the double bond of each Y to X.

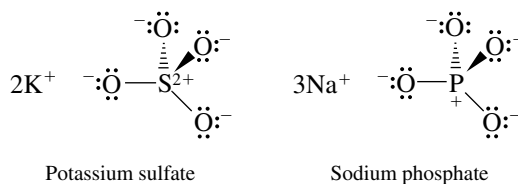
- (a) $:\ddot{\text{O}}=\text{C}=\ddot{\text{O}}:$ Oxygen, with an electron count of 6, and carbon, with an electron count of 4, both correspond to the respective neutral atoms in the number of electrons they "own." Carbon dioxide is a neutral molecule, and neither carbon nor oxygen has a formal charge in this Lewis structure.
 (b) $:\ddot{\text{N}}=\text{N}=\ddot{\text{N}}:$ The two terminal nitrogens each have an electron count (6) that is one more than a neutral atom and thus each has a formal charge of -1 . The central N has an electron count (4) that is one less than a neutral nitrogen; it has a formal charge of $+1$. The net charge on the species is $(-1 + 1 - 1)$, or -1 .
 (c) $:\ddot{\text{O}}=\text{N}=\ddot{\text{O}}:$ As in part (b), the central nitrogen has a formal charge of $+1$. As in part (a), each oxygen is electrically neutral. The net charge is $+1$.

- 1.25** (a, b) The problem specifies that ionic bonding is present and that the anion is tetrahedral. The cations are the group I metals Na^+ and Li^+ . Both boron and aluminum are group III

elements, and thus have a formal charge of -1 in the tetrahedral anions BF_4^- and AlH_4^- respectively.

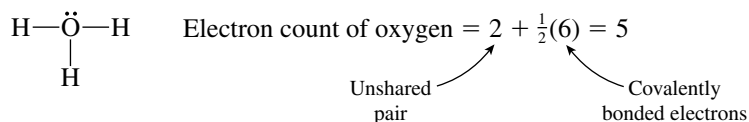


- (c, d) Both of the tetrahedral anions have 32 valence electrons. Sulfur contributes 6 valence electrons and phosphorus 5 to the anions. Each oxygen contributes 6 electrons. The double negative charge in sulfate contributes 2 more, and the triple negative charge in phosphate contributes 3 more.



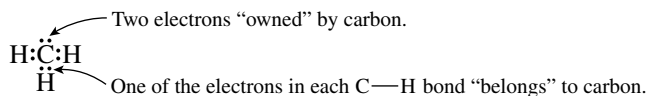
The formal charge on each oxygen in both ions is -1 . The formal charge on sulfur in sulfate is $+2$; the charge on phosphorus is $+1$. The net charge of sulfate ion is -2 ; the net charge of phosphate ion is -3 .

- 1.26 (a) Each hydrogen has a formal charge of 0, as is always the case when hydrogen is covalently bonded to one substituent. Oxygen has an electron count of 5.



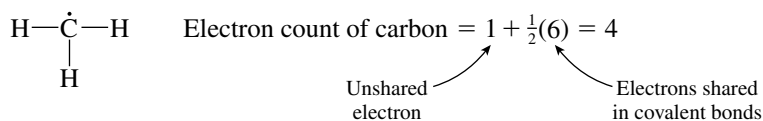
A neutral oxygen atom has 6 valence electrons; therefore, oxygen in this species has a formal charge of $+1$. The species as a whole has a unit positive charge. It is the hydronium ion, H_3O^+ .

- (b) The electron count of carbon is 5; there are 2 electrons in an unshared pair, and 3 electrons are counted as carbon's share of the three covalent bonds to hydrogen.



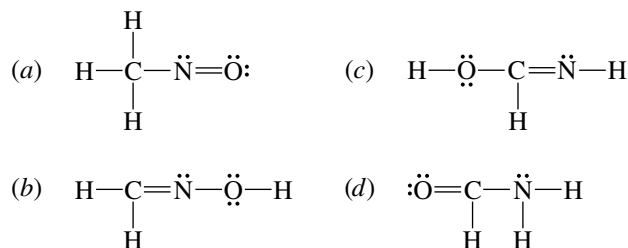
An electron count of 5 is one more than that for a neutral carbon atom. The formal charge on carbon is -1 , as is the net charge on this species.

- (c) This species has 1 less electron than that of part (b). None of the atoms bears a formal charge. The species is neutral.

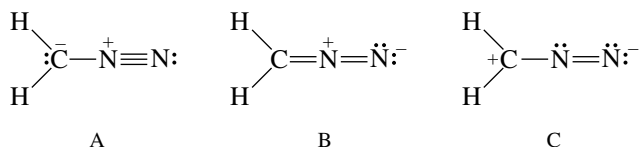


- (d) The formal charge of carbon in this species is $+1$. Its only electrons are those in its three covalent bonds to hydrogen, and so its electron count is 3. This corresponds to 1 less electron than in a neutral carbon atom, giving it a unit positive charge.

- 1.29 Place hydrogens on the given atoms so that carbon has four bonds, nitrogen three, and oxygen two. Place unshared electron pairs on nitrogen and oxygen so that nitrogen has an electron count of 5 and oxygen has an electron count of 6. These electron counts satisfy the octet rule when nitrogen has three bonds and oxygen two.

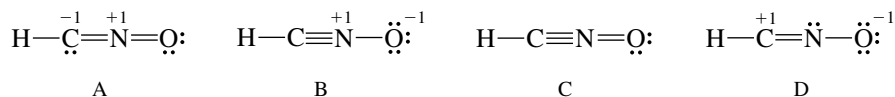


- 1.30 (a) Species A, B, and C have the same molecular formula, the same atomic positions, and the same number of electrons. They differ only in the arrangement of their electrons. They are therefore resonance forms of a single compound.



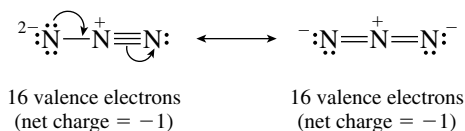
- (b) Structure A has a formal charge of -1 on carbon.
 (c) Structure C has a formal charge of $+1$ on carbon.
 (d) Structures A and B have formal charges of $+1$ on the internal nitrogen.
 (e) Structures B and C have a formal charge of -1 on the terminal nitrogen.
 (f) All resonance forms of a particular species must have the same net charge. In this case, the net charge on A, B, and C is 0.
 (g) Both A and B have the same number of covalent bonds, but the negative charge is on a more electronegative atom in B (nitrogen) than it is in A (carbon). Structure B is more stable.
 (h) Structure B is more stable than structure C. Structure B has one more covalent bond, all of its atoms have octets of electrons, and it has a lesser degree of charge separation than C. The carbon in structure C does not have an octet of electrons.
 (i) The CNN unit is linear in A and B, but bent in C according to VSEPR. This is an example of how VSEPR can fail when comparing resonance structures.

- 1.31 The structures given and their calculated formal charges are:

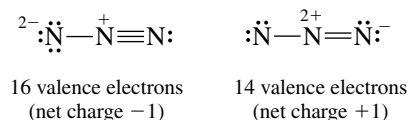


- (a) Structure D contains a positively charged carbon.
 (b) Structures A and B contain a positively charged nitrogen.
 (c) None of the structures contain a positively charged oxygen.
 (d) Structure A contains a negatively charged carbon.
 (e) None of the structures contain a negatively charged nitrogen.
 (f) Structures B and D contain a negatively charged oxygen.
 (g) All the structures are electrically neutral.
 (h) Structure B is the most stable. All the atoms except hydrogen have octets of electrons, and the negative charge resides on the most electronegative element (oxygen).
 (i) Structure C is the least stable. Nitrogen has five bonds (10 electrons), which violates the octet rule.

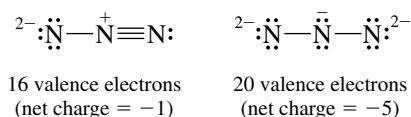
- 1.32 (a) These two structures are resonance forms since they have the same atomic positions and the same number of electrons.



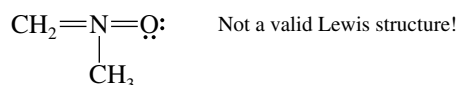
- (b) The two structures have different numbers of electrons and, therefore, can't be resonance forms of each other.



- (c) These two structures have different numbers of electrons; they are not resonance forms.

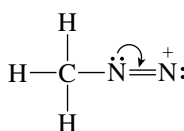


- 1.33 Structure C has 10 electrons surrounding nitrogen, but the octet rule limits nitrogen to 8 electrons. Structure C is incorrect.

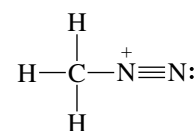


- 1.34 (a) The terminal nitrogen has only 6 electrons; therefore, use the unshared pair of the adjacent nitrogen to form another covalent bond.

By moving electrons of the nitrogen lone pair as shown by the arrow

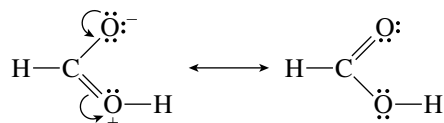


a structure that has octets about both nitrogen atoms is obtained.

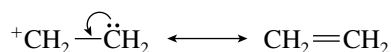


In general, move electrons from sites of high electron density toward sites of low electron density. Notice that the location of formal charge has changed, but the net charge on the species remains the same.

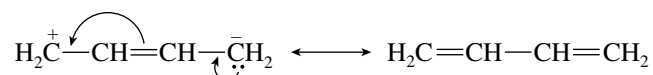
- (b) The dipolar Lewis structure given can be transformed to one that has no charge separation by moving electron pairs as shown:



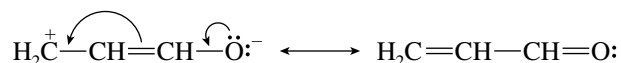
- (c) Move electrons toward the positive charge. Sharing the lone pair gives an additional covalent bond and avoids the separation of opposite charges.



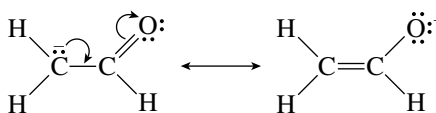
- (d) Octets of electrons at all the carbon atoms can be produced by moving the electrons toward the site of positive charge.



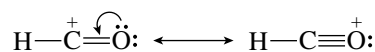
- (e) As in part (d), move the electron pairs toward the carbon atom that has only 6 electrons.



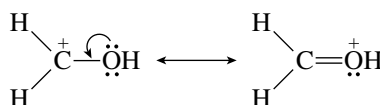
- (f) The negative charge can be placed on the most electronegative atom (oxygen) in this molecule by moving electrons as indicated.



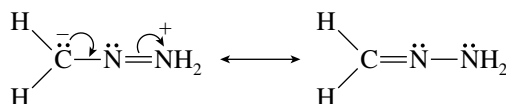
- (g) Octets of electrons are present around both carbon and oxygen if an oxygen unshared electron pair is moved toward the positively charged carbon to give an additional covalent bond.



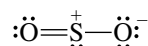
- (h) This exercise is similar to part (g); move electrons from oxygen to carbon so as to produce an additional bond and satisfy the octet rule for both carbon and oxygen.



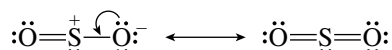
- (i) By moving electrons from the site of negative charge toward the positive charge, a structure that has no charge separation is generated.



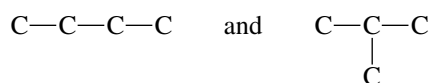
- 1.35** (a) Sulfur is in the same group of the periodic table as oxygen (group VI A) and, like oxygen, has 6 valence electrons. Sulfur dioxide, therefore, has 18 valence electrons. A Lewis structure in which sulfur and both oxygens have complete octets of electrons is:



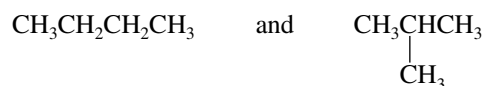
- (b) Move an electron pair from the singly bonded oxygen in part (a) to generate a second double bond. The resulting Lewis structure has 10 valence electrons around sulfur. It is a valid Lewis structure because sulfur can expand its valence shell beyond 8 electrons by using its 3d orbitals.



- 1.36** (a) To generate constitutionally isomeric structures having the molecular formula C_4H_{10} , you need to consider the various ways in which four carbon atoms can be bonded together. These are

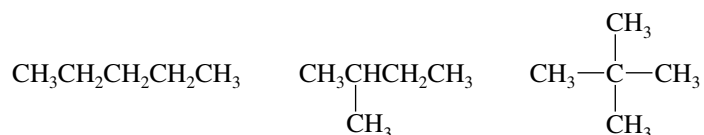


Filling in the appropriate hydrogens gives the correct structures:

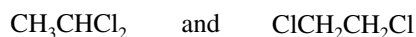


Continue with the remaining parts of the problem using the general approach outlined for part (a).

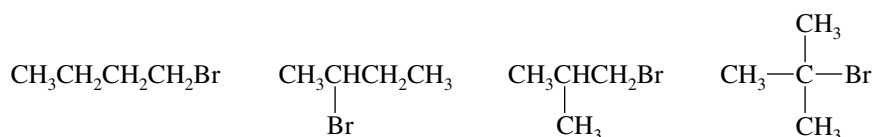
(b) C_5H_{12}



(c) $\text{C}_2\text{H}_4\text{Cl}_2$



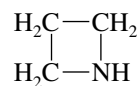
(d) $\text{C}_4\text{H}_9\text{Br}$



(e) $\text{C}_3\text{H}_9\text{N}$

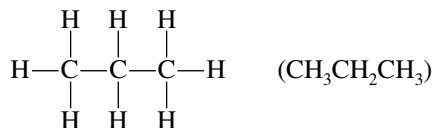


Note that when the three carbons and the nitrogen are arranged in a ring, the molecular formula based on such a structure is $\text{C}_3\text{H}_7\text{N}$, not $\text{C}_3\text{H}_9\text{N}$ as required.

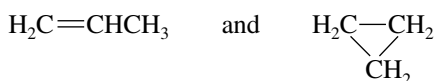


(not an isomer)

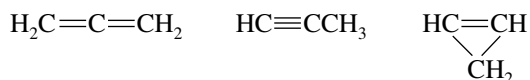
- 1.37 (a) All three carbons must be bonded together, and each one has four bonds; therefore, the molecular formula C_3H_8 uniquely corresponds to:



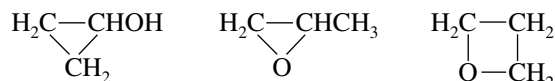
- (b) With two fewer hydrogen atoms than the preceding compound, either C_3H_6 must contain a carbon-carbon double bond or its carbons must be arranged in a ring; thus the following structures are constitutional isomers:



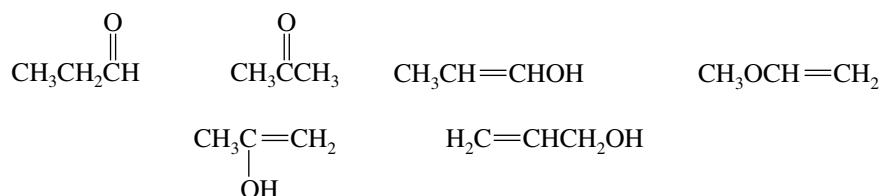
- (c) The molecular formula C_3H_4 is satisfied by the structures



- 1.38 (a) The only atomic arrangements of C_3H_6O that contain only single bonds must have a ring as part of their structure.



- (b) Structures corresponding to C_3H_6O are possible in noncyclic compounds if they contain a carbon-carbon or carbon-oxygen double bond.

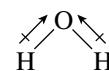


- 1.39 The direction of a bond dipole is governed by the electronegativity of the atoms it connects. In each of the parts to this problem, the more electronegative atom is partially negative and the less electronegative atom is partially positive. Electronegativities of the elements are given in Table 1.2 of the text.

- (a) Chlorine is more electronegative than hydrogen.



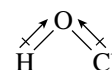
- (d) Oxygen is more electronegative than hydrogen.



- (b) Chlorine is more electronegative than iodine.



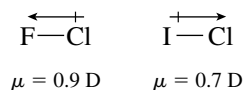
- (e) Oxygen is more electronegative than either hydrogen or chlorine.



- (c) Iodine is more electronegative than hydrogen.

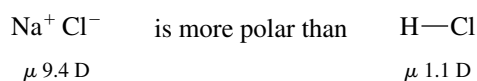


- 1.40 The direction of a bond dipole is governed by the electronegativity of the atoms involved. Among the halogens the order of electronegativity is $F > Cl > Br > I$. Fluorine therefore attracts electrons away from chlorine in FCl , and chlorine attracts electrons away from iodine in ICl .

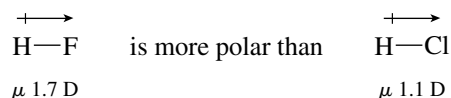


Chlorine is the positive end of the dipole in FCl and the negative end in ICl .

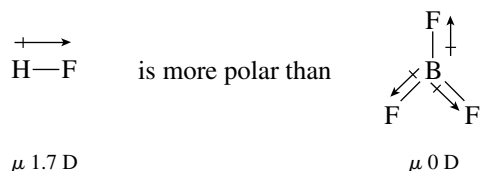
- 1.41 (a) Sodium chloride is ionic; it has a unit positive charge and a unit negative charge separated from each other. Hydrogen chloride has a polarized bond but is a covalent compound. Sodium chloride has a larger dipole moment. The measured values are as shown.



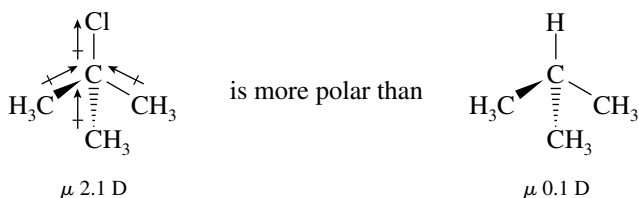
- (b) Fluorine is more electronegative than chlorine, and so its bond to hydrogen is more polar, as the measured dipole moments indicate.



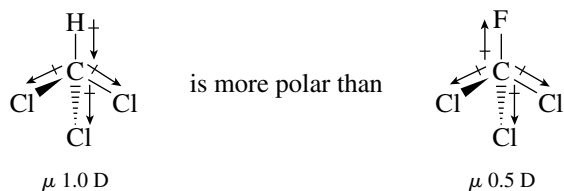
- (c) Boron trifluoride is planar. Its individual B—F bond dipoles cancel. It has no dipole moment.



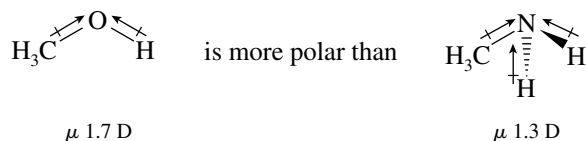
- (d) A carbon–chlorine bond is strongly polar; carbon–hydrogen and carbon–carbon bonds are only weakly polar.



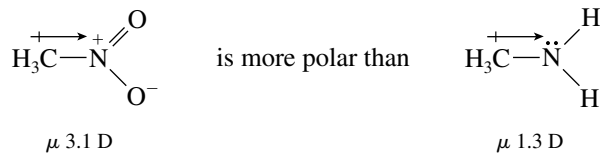
- (e) A carbon–fluorine bond in CCl_3F opposes the polarizing effect of the chlorines. The carbon–hydrogen bond in CHCl_3 reinforces it. CHCl_3 therefore has a larger dipole moment.



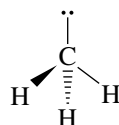
- (f) Oxygen is more electronegative than nitrogen; its bonds to carbon and hydrogen are more polar than the corresponding bonds formed by nitrogen.



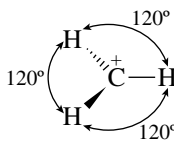
- (g) The Lewis structure for CH_3NO_2 has a formal charge of +1 on nitrogen, making it more electron-attracting than the uncharged nitrogen of CH_3NH_2 .



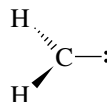
- 1.42** (a) There are four electron pairs around carbon in $\text{:}\bar{\text{C}}\text{H}_3$; they are arranged in a tetrahedral fashion. The atoms of this species are in a trigonal pyramidal arrangement.



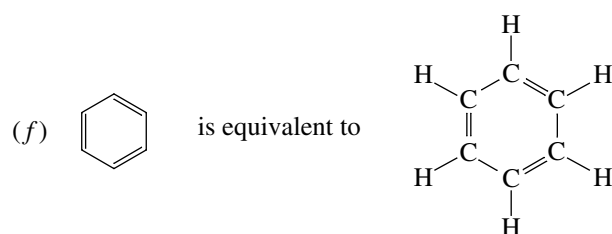


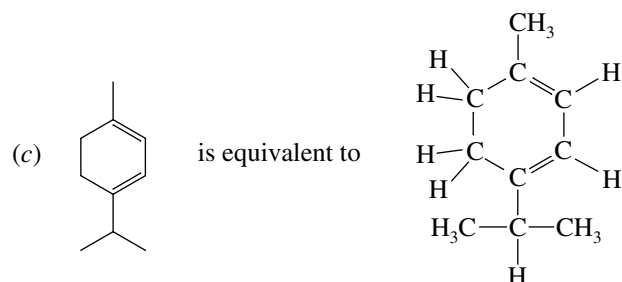
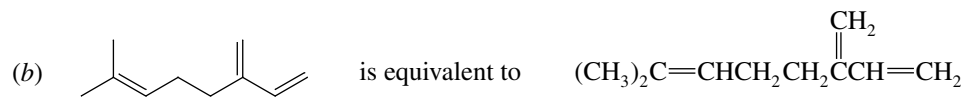
- (b) Only three electron pairs are present in $\overset{+}{\text{C}}\text{H}_3$, and so it is trigonal planar.

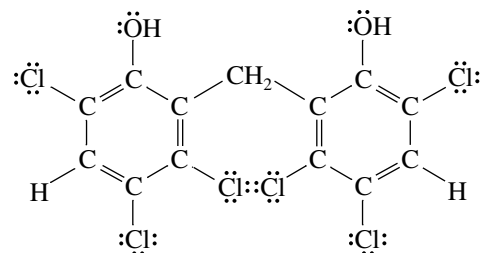
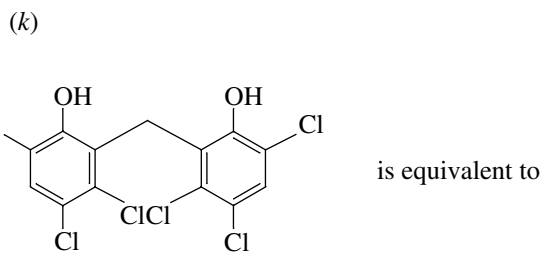
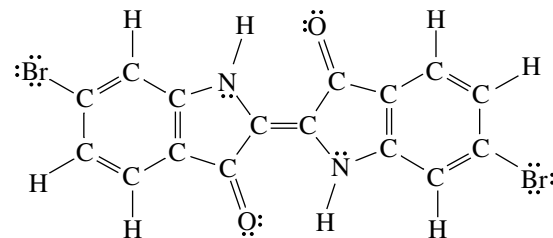
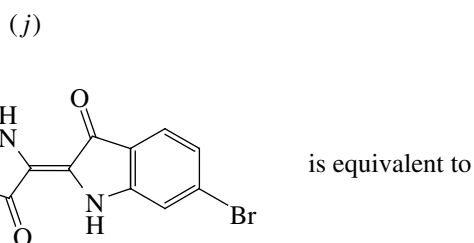
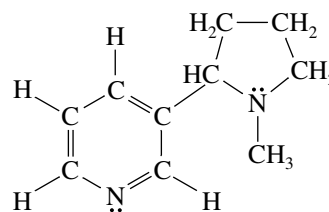
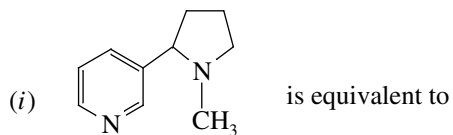
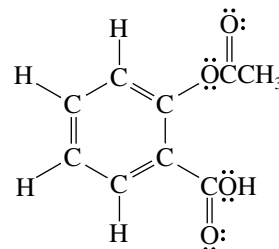
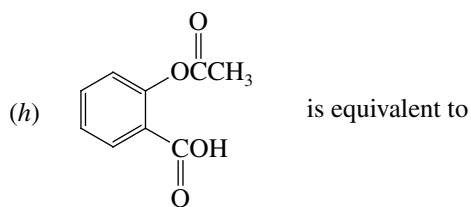
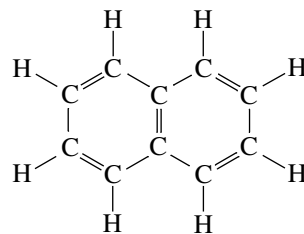
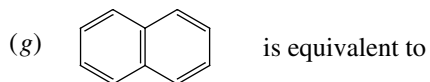


- (c) As in part (b), there are three electron pairs. When these electron pairs are arranged in a plane, the atoms in :CH_2 are not collinear. The atoms of this species are arranged in a bent structure according to VSEPR considerations.



- 1.43** The structures, written in a form that indicates hydrogens and unshared electrons, are as shown. Remember: A neutral carbon has four bonds, a neutral nitrogen has three bonds plus one unshared electron pair, and a neutral oxygen has two bonds plus two unshared electron pairs. Halogen substituents have one bond and three unshared electron pairs.

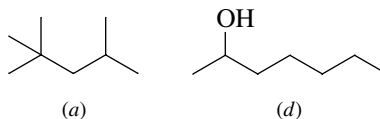




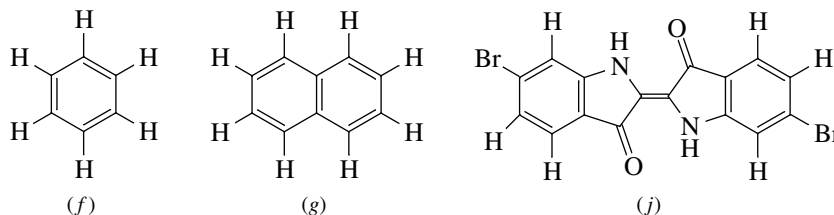
- 1.44** (a) C_8H_{18} (g) $C_{10}H_8$
 (b) $C_{10}H_{16}$ (h) $C_9H_8O_4$
 (c) $C_{10}H_{16}$ (i) $C_{10}H_{14}N_2$
 (d) $C_7H_{16}O$ (j) $C_{16}H_8Br_2N_2O_2$
 (e) $C_7H_{14}O$ (k) $C_{13}H_6Cl_6O_2$
 (f) C_6H_6

Isomers are different compounds that have the same molecular formula. Two of these compounds, (b) and (c), have the same molecular formula and are isomers of each other.

- 1.45 (a) Carbon is sp^3 -hybridized when it is directly bonded to four other atoms. Compounds (a) and (d) in Problem 1.43 are the only ones in which *all* of the carbons are sp^3 -hybridized.



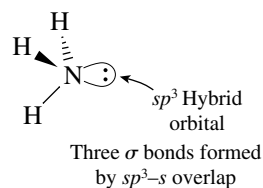
- (b) Carbon is sp^2 -hybridized when it is directly bonded to three other atoms. Compounds (f), (g), and (j) in Problem 1.43 have only sp^2 -hybridized carbons.



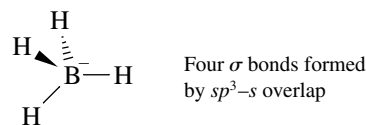
None of the compounds in Problem 1.43 contain an sp -hybridized carbon.

- 1.46 The problem specifies that the second-row element is sp^3 -hybridized in each of the compounds. Any unshared electron pairs therefore occupy sp^3 -hybridized orbitals, and bonded pairs are located in σ orbitals.

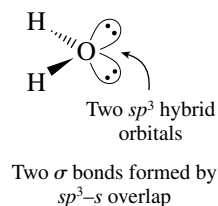
- (a) Ammonia



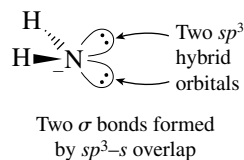
- (e) Borohydride anion



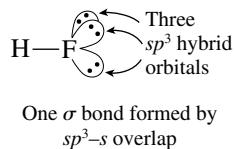
- (b) Water



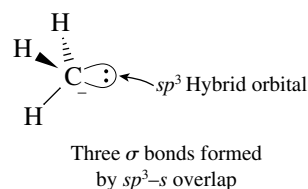
- (f) Amide anion



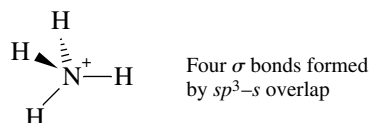
- (c) Hydrogen fluoride



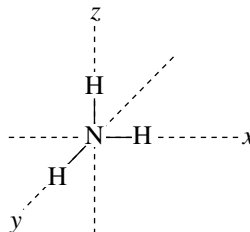
- (g) Methyl anion



- (d) Ammonium ion



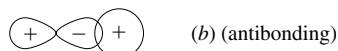
- 1.47 (a) The electron configuration of N is $1s^2 2s^2 2p_x^1 2p_y^1 2p_z^1$. If the half-filled $2p_x$, $2p_y$, and $2p_z$ orbitals are involved in bonding to H, then the unshared pair would correspond to the two electrons in the $2s$ orbital.
- (b) The three p orbitals $2p_x$, $2p_y$, and $2p_z$ have their axes at right angles to one another. The H—N—H angles would therefore be 90° .



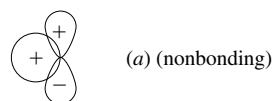
- 1.48 A bonding interaction exists when two orbitals overlap “in phase” with each other, that is, when the algebraic signs of their wave functions are the same in the region of overlap. The following orbital is a bonding orbital. It involves overlap of an s orbital with the lobe of a p orbital of the same sign.



On the other hand, the overlap of an s orbital with the lobe of a p orbital of opposite sign is antibonding.



Overlap in the manner shown next is nonbonding. Both the positive lobe and the negative lobe of the p orbital overlap with the spherically symmetrical s orbital. The bonding overlap between the s orbital and one lobe of the p orbital is exactly canceled by an antibonding interaction between the s orbital and the lobe of opposite sign.



- 1.49–1.55 Solutions to molecular modeling exercises are not provided in this *Study Guide and Solutions Manual*. You should use *Learning By Modeling* for these exercises.

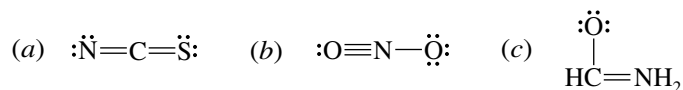
SELF-TEST

PART A

A-1. Write the electronic configuration for each of the following:

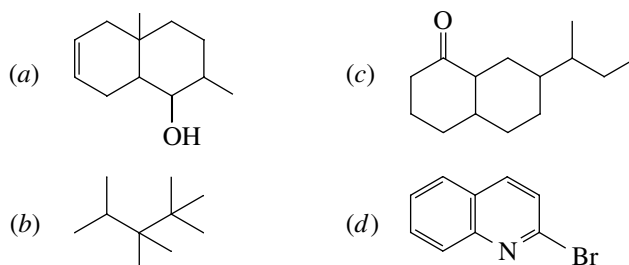
- (a) Phosphorus (b) Sulfide ion in Na_2S

A-2. Determine the formal charge of each atom and the net charge for each of the following species:

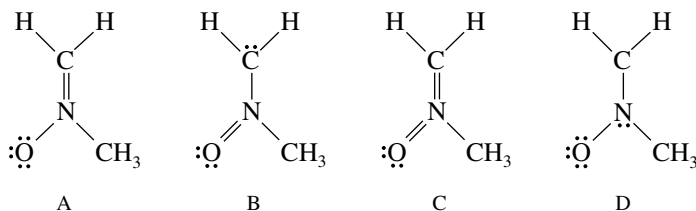


A-3. Write a second Lewis structure that satisfies the octet rule for each of the species in Problem A-2, and determine the formal charge of each atom. Which of the Lewis structures for each species in this and Problem A-2 is more stable?

- A-4.** Write a correct Lewis structure for each of the following. Be sure to show explicitly any unshared pairs of electrons.
- (a) Methylamine, CH_3NH_2
- (b) Acetaldehyde, $\text{C}_2\text{H}_4\text{O}$ (the atomic order is CCO; all the hydrogens are connected to carbon.)
- A-5.** What is the molecular formula of each of the structures shown? Clearly draw any unshared electron pairs that are present.

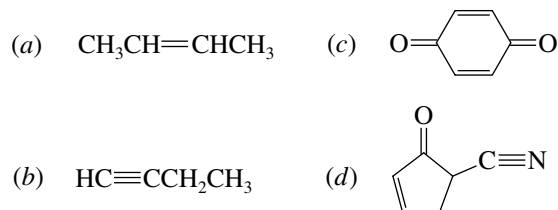


- A-6.** Which compound in Problem A-5 has
- (a) Only sp^3 -hybridized carbons
- (b) Only sp^2 -hybridized carbons
- (c) A single sp^2 -hybridized carbon atom
- A-7.** Account for the fact that all three sulfur–oxygen bonds in SO_3 are the same by drawing the appropriate Lewis structure(s).
- A-8.** The cyanate ion contains 16 valence electrons, and its three atoms are arranged in the order OCN. Write the most stable Lewis structure for this species, and assign a formal charge to each atom. What is the net charge of the ion?
- A-9.** Using the VSEPR method,
- (a) Describe the geometry at each carbon atom and the oxygen atom in the following molecule: $\text{CH}_3\text{OCH}=\text{CHCH}_3$.
- (b) Deduce the shape of NCl_3 , and draw a three-dimensional representation of the molecule. Is NCl_3 polar?
- A-10.** Assign the shape of each of the following as either linear or bent.
- (a) CO_2 (b) NO_2^+ (c) NO_2^-
- A-11.** Consider structures A, B, C, and D:



- (a) Which structure (or structures) contains a positively charged carbon?
- (b) Which structure (or structures) contains a positively charged nitrogen?
- (c) Which structure (or structures) contains a positively charged oxygen?
- (d) Which structure (or structures) contains a negatively charged carbon?
- (e) Which structure (or structures) contains a negatively charged nitrogen?
- (f) Which structure (or structures) contains a negatively charged oxygen?
- (g) Which structure is the most stable?
- (h) Which structure is the least stable?

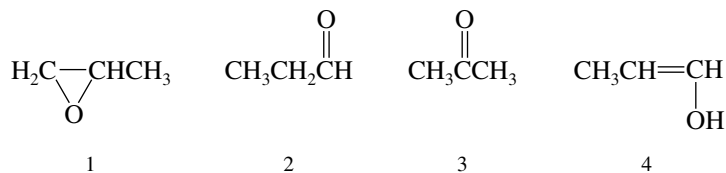
- A-12.** Given the following information, write a Lewis structure for urea, $\text{CH}_4\text{N}_2\text{O}$. The oxygen atom and both nitrogen atoms are bonded to carbon, there is a carbon–oxygen double bond, and none of the atoms bears a formal charge. Be sure to include all unshared electron pairs.
- A-13.** How many σ and π bonds are present in each of the following?



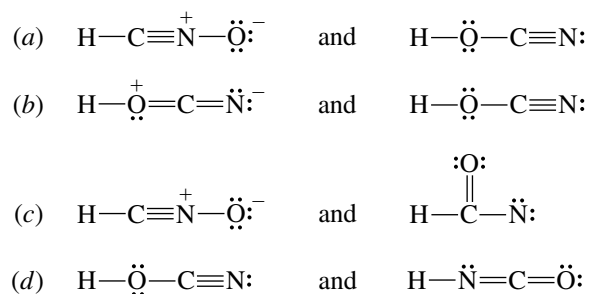
- A-14.** Give the hybridization of each carbon atom in the preceding problem.

PART B

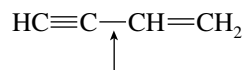
- B-1.** Which one of the following is most likely to have ionic bonds?
(a) HCl (b) Na_2O (c) N_2O (d) NCl_3
- B-2.** Which of the following is *not* an electronic configuration for an atom in its ground state?
(a) $1s^2 2s^2 2p_x^2 2p_y^1 2p_z^1$ (c) $1s^2 2s^2 2p_x^2 2p_y^2 2p_z^1$
(b) $1s^2 2s^2 2p_x^2 2p_y^2 2p_z^0$ (d) $1s^2 2s^2 2p_x^2 2p_y^2 2p_z^2$
- B-3.** The formal charge on phosphorus in $(\text{CH}_3)_4\text{P}$ is
(a) 0 (b) -1 (c) +1 (d) +2
- B-4.** Which of the following is an isomer of compound 1?



- (a) 2 (c) 2 and 3
(b) 4 (d) All are isomers.
- B-5.** In which of the following is oxygen the positive end of the bond dipole?
(a) $\text{O}-\text{F}$ (b) $\text{O}-\text{N}$ (c) $\text{O}-\text{S}$ (d) $\text{O}-\text{H}$
- B-6.** What two structural formulas are resonance forms of one another?

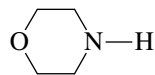


B-7. The bond identified (with the arrow) in the following structure is best described as:



- (a) $2sp-2sp^2 \sigma$ (c) $2sp^2-2sp^3 \sigma$ (e) $2p-2p \sigma$
 (b) $2p-2p \pi$ (d) $2sp^2-2sp^2 \sigma$

B-8. The total number of *unshared pairs* of electrons in the molecule



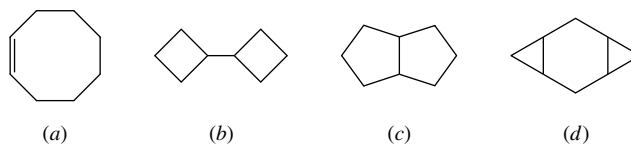
is

- (a) 0 (b) 1 (c) 2 (d) 3

B-9. Which of the following contains a triple bond?

- (a) SO_2 (b) HCN (c) C_2H_4 (d) NH_3

B-10. Which one of the compounds shown is *not* an isomer of the other three?



B-11. Which one of the following is the most stable Lewis structure? The answer must be correct in terms of bonds, unshared pairs of electrons, and formal charges.

- (a) $:\ddot{\text{O}}=\text{N}=\text{CH}_2$ (c) $:\ddot{\text{O}}=\ddot{\text{N}}-\overset{-}{\text{C}}\text{H}_2$ (e) $:\ddot{\text{O}}-\overset{+}{\text{N}}-\overset{-}{\text{C}}\text{H}_2$
 (b) $^-\ddot{\text{O}}-\ddot{\text{N}}=\text{CH}_2$ (d) $:\ddot{\text{O}}=\overset{-}{\text{N}}=\text{CH}_2$

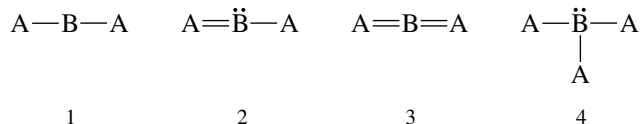
B-12. Repeat the previous question for the following Lewis structures.

- (a) $:\ddot{\text{N}}-\overset{+}{\text{N}}-\overset{-}{\text{C}}\text{H}_2$ (c) $:\ddot{\text{N}}=\overset{-}{\text{N}}-\overset{-}{\text{C}}\text{H}_2$ (e) $^-\ddot{\text{N}}=\overset{+}{\text{N}}=\text{CH}_2$
 (b) $:\ddot{\text{N}}-\ddot{\text{N}}=\text{CH}_2$ (d) $:\text{N}\equiv\overset{+}{\text{N}}-\text{CH}_2$

B-13. Which of the following molecules would you expect to be *nonpolar*?

1. CH_2F_2 2. CO_2 3. CF_4 4. CH_3OCH_3
 (a) 1 and 2 (b) 1 and 3 (c) 1 and 4 (d) 2 and 3 (e) 2, 3, and 4

The remaining two questions refer to the hypothetical compounds:

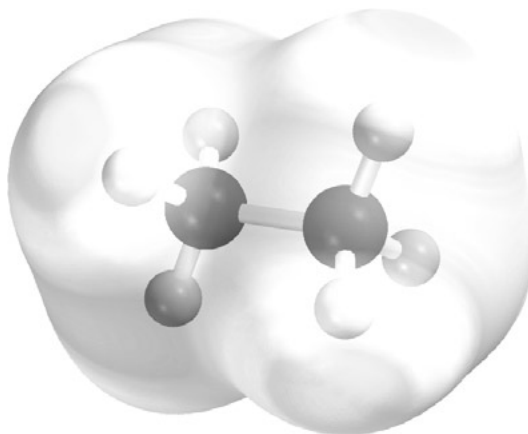


B-14. Which substance(s) is (are) linear?

- (a) 1 only (b) 1 and 3 (c) 1 and 2 (d) 3 only

B-15. Assuming A is more electronegative than B, which substance(s) is (are) polar?

- (a) 1 and 3 (b) 2 only (c) 4 only (d) 2 and 4

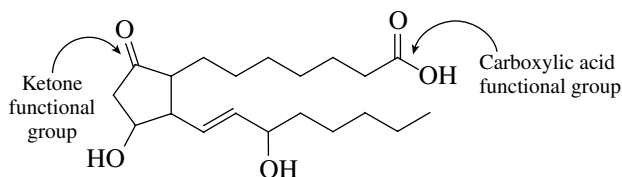


CHAPTER 2

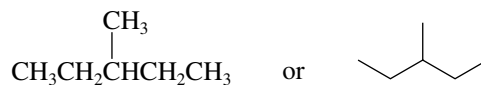
ALKANES

SOLUTIONS TO TEXT PROBLEMS

- 2.1 A carbonyl group is C=O. Of the two carbonyl functions in prostaglandin E₁ one belongs to the ketone family, the other to the carboxylic acids.



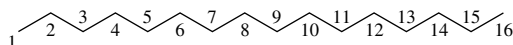
- 2.2 An unbranched alkane (*n*-alkane) of 28 carbons has 26 methylene (CH₂) groups flanked by a methyl (CH₃) group at each end. The condensed formula is CH₃(CH₂)₂₆CH₃.
- 2.3 The alkane represented by the carbon skeleton formula has 11 carbons. The general formula for an alkane is C_{*n*}H_{2*n*+2}, and thus there are 24 hydrogens. The molecular formula is C₁₁H₂₄; the condensed structural formula is CH₃(CH₂)₉CH₃.
- 2.4 In addition to CH₃(CH₂)₄CH₃ and (CH₃)₂CHCH₂CH₂CH₃, there are three more isomers. One has a five-carbon chain with a one-carbon (methyl) branch:



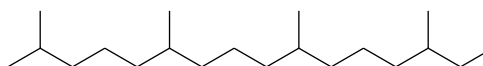
The remaining two isomers have two methyl branches on a four-carbon chain.



- 2.5 (b) Octacosane is not listed in Table 2.4, but its structure can be deduced from its systematic name. The suffix -cosane pertains to alkanes that contain 20–29 carbons in their longest continuous chain. The prefix octa- means “eight.” Octacosane is therefore the unbranched alkane having 28 carbon atoms. It is $\text{CH}_3(\text{CH}_2)_{26}\text{CH}_3$.
- (c) The alkane has an unbranched chain of 11 carbon atoms and is named **undecane**.
- 2.6 The ending -hexadecane reveals that the longest continuous carbon chain has 16 carbon atoms.



There are four methyl groups (represented by tetramethyl-), and they are located at carbons 2, 6, 10, and 14.



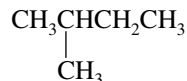
2,6,10,14-Tetramethylhexadecane
(phytane)

- 2.7 (b) The systematic name of the unbranched C_5H_{12} isomer is **pentane** (Table 2.4).



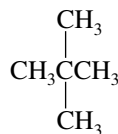
IUPAC name: **pentane**
Common name: *n*-pentane

A second isomer, $(\text{CH}_3)_2\text{CHCH}_2\text{CH}_3$, has four carbons in the longest continuous chain and so is named as a derivative of butane. Since it has a methyl group at C-2, it is **2-methylbutane**.



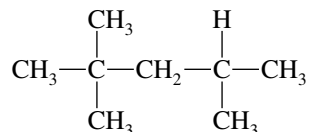
IUPAC name: **2-methylbutane**
Common name: isopentane
methyl group at C-2

The remaining isomer, $(\text{CH}_3)_4\text{C}$, has three carbons in its longest continuous chain and so is named as a derivative of propane. There are two methyl groups at C-2, and so it is a 2,2-dimethyl derivative of propane.



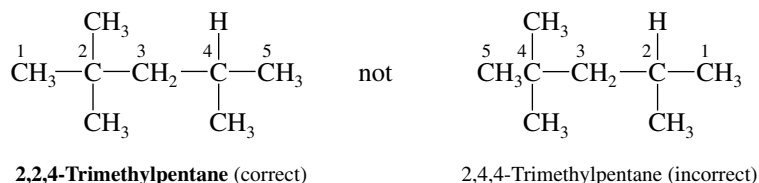
IUPAC name: **2,2-dimethylpropane**
Common name: neopentane

- (c) First write out the structure in more detail, and identify the longest continuous carbon chain.

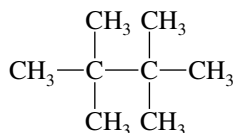


There are five carbon atoms in the longest chain, and so the compound is named as a derivative of pentane. This five-carbon chain has three methyl substituents attached to it, making it

a trimethyl derivative of pentane. Number the chain in the direction that gives the lowest numbers to the substituents at the first point of difference.

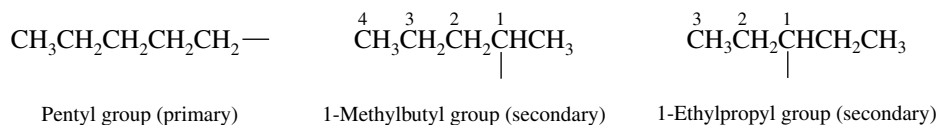


(d) The longest continuous chain in $(\text{CH}_3)_3\text{CC}(\text{CH}_3)_3$ contains four carbon atoms.

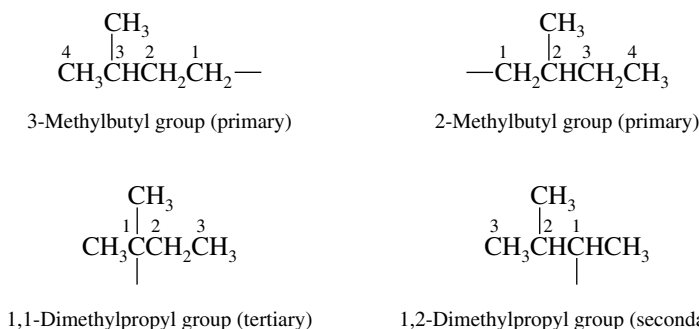


The compound is named as a tetramethyl derivative of butane; it is **2,2,3,3-tetramethylbutane**.

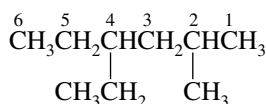
2.8 There are three C_5H_{11} alkyl groups with unbranched carbon chains. One is primary, and two are secondary. The IUPAC name of each group is given beneath the structure. Remember to number the alkyl groups from the point of attachment.



Four alkyl groups are derived from $(\text{CH}_3)_2\text{CHCH}_2\text{CH}_3$. Two are primary, one is secondary, and one is tertiary.

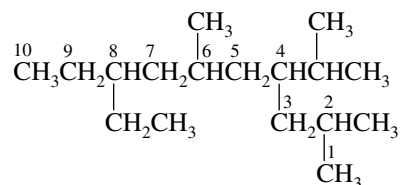


2.9 (b) Begin by writing the structure in more detail, showing each of the groups written in parentheses. The compound is named as a derivative of hexane, because it has six carbons in its longest continuous chain.



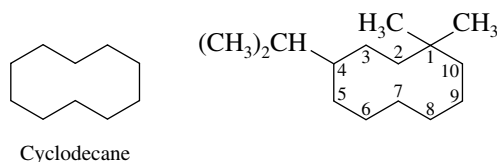
The chain is numbered so as to give the lowest number to the substituent that appears closest to the end of the chain. In this case it is numbered so that the substituents are located at C-2 and C-4 rather than at C-3 and C-5. In alphabetical order the groups are ethyl and methyl; they are listed in alphabetical order in the name. The compound is 4-ethyl-2-methylhexane.

- (c) The longest continuous chain is shown in the structure; it contains ten carbon atoms. The structure also shows the numbering scheme that gives the lowest number to the substituent at the first point of difference.



In alphabetical order, the substituents are ethyl (at C-8), isopropyl at (C-4), and two methyl groups (at C-2 and C-6). The alkane is 8-ethyl-4-isopropyl-2,6-dimethyldecane. The systematic name for the isopropyl group (1-methylethyl) may also be used, and the name becomes 8-ethyl-2,6-dimethyl-4-(1-methylethyl)decane.

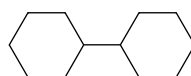
- 2.10** (b) There are ten carbon atoms in the ring in this cycloalkane, thus it is named as a derivative of cyclodecane.



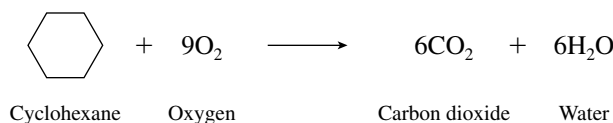
Cyclodecane

The numbering pattern of the ring is chosen so as to give the lowest number to the substituent at the first point of difference between them. Thus, the carbon bearing two methyl groups is C-1, and the ring is numbered counterclockwise, placing the isopropyl group on C-4 (numbering clockwise would place the isopropyl on C-8). Listing the substituent groups in alphabetical order, the correct name is 4-isopropyl-1,1-dimethylcyclodecane. Alternatively, the systematic name for isopropyl (1-methylethyl) could be used, and the name would become 1,1-dimethyl-4-(1-methylethyl)cyclodecane.

- (c) When two cycloalkyl groups are attached by a single bond, the compound is named as a cycloalkyl-substituted cycloalkane. This compound is cyclohexylcyclohexane.



- 2.11** The alkane that has the most carbons (nonane) has the highest boiling point (151°C). Among the others, all of which have eight carbons, the unbranched isomer (octane) has the highest boiling point (126°C) and the most branched one (2,2,3,3-tetramethylbutane) the lowest (106°C). The remaining alkane, 2-methylheptane, boils at 116°C.
- 2.12** All hydrocarbons burn in air to give carbon dioxide and water. To balance the equation for the combustion of cyclohexane (C₆H₁₂), first balance the carbons and the hydrogens on the right side. Then balance the oxygens on the left side.



- 2.13** (b) Icosane (Table 2.4) is C₂₀H₄₂. It has four more methylene (CH₂) groups than hexadecane, the last unbranched alkane in Table 2.5. Its calculated heat of combustion is therefore (4 × 653 kJ/mol) higher.

$$\begin{aligned}
 \text{Heat of combustion of icosane} &= \text{heat of combustion of hexadecane} + 4 \times 653 \text{ kJ/mol} \\
 &= 10,701 \text{ kJ/mol} + 2612 \text{ kJ/mol} \\
 &= 13,313 \text{ kJ/mol}
 \end{aligned}$$

- 2.14** Two factors that influence the heats of combustion of alkanes are, in order of decreasing importance, (1) the number of carbon atoms and (2) the extent of chain branching. Pentane, isopentane, and neopentane are all C_5H_{12} ; hexane is C_6H_{14} . Hexane has the largest heat of combustion. Branching leads to a lower heat of combustion; neopentane is the most branched and has the lowest heat of combustion.

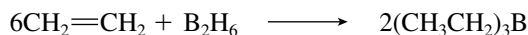
Hexane	$CH_3(CH_2)_4CH_3$	Heat of combustion 4163 kJ/mol (995.0 kcal/mol)
Pentane	$CH_3CH_2CH_2CH_2CH_3$	Heat of combustion 3527 kJ/mol (845.3 kcal/mol)
Isopentane	$(CH_3)_2CHCH_2CH_3$	Heat of combustion 3529 kJ/mol (843.4 kcal/mol)
Neopentane	$(CH_3)_4C$	Heat of combustion 3514 kJ/mol (839.9 kcal/mol)

- 2.15** (b) In the reaction



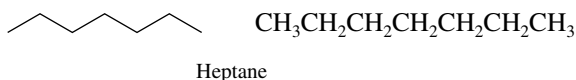
carbon becomes bonded to an atom (Br) that is more electronegative than itself. Carbon is *oxidized*.

- (c) In the reaction

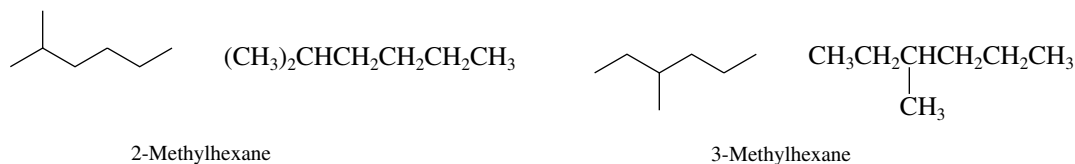


one carbon becomes bonded to hydrogen and is, therefore, *reduced*. The other carbon is also reduced, because it becomes bonded to boron, which is less electronegative than carbon.

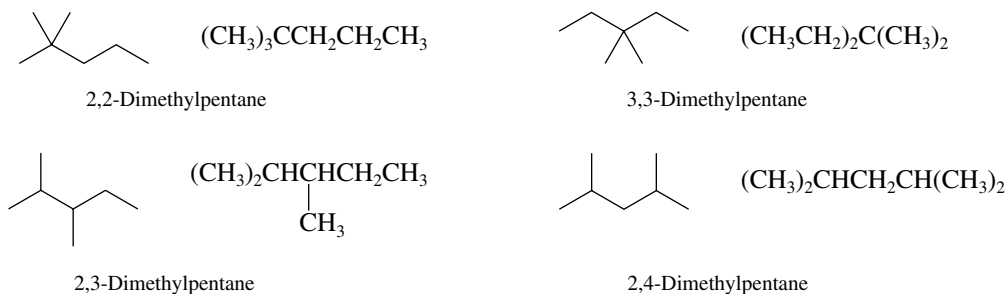
- 2.16** It is best to approach problems of this type systematically. Since the problem requires all the isomers of C_7H_{16} to be written, begin with the unbranched isomer heptane.



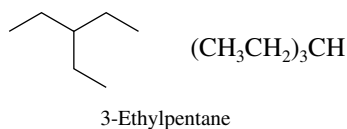
Two isomers have six carbons in their longest continuous chain. One bears a methyl substituent at C-2, the other a methyl substituent at C-3.



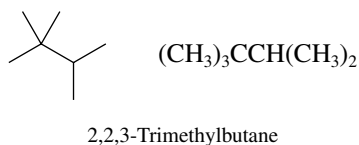
Now consider all the isomers that have two methyl groups as substituents on a five-carbon continuous chain.



There is one isomer characterized by an ethyl substituent on a five-carbon chain:

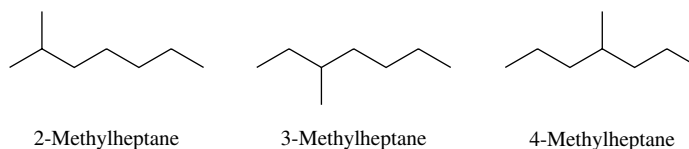


The remaining isomer has three methyl substituents attached to a four-carbon chain.



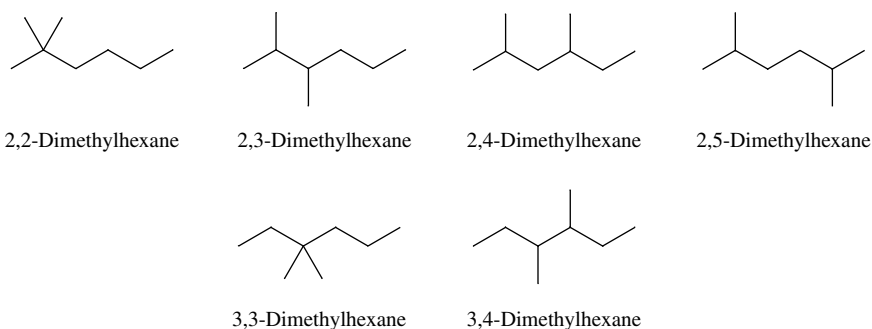
2.17 In the course of doing this problem, you will write and name the 17 alkanes that, in addition to octane, $\text{CH}_3(\text{CH}_2)_6\text{CH}_3$, comprise the 18 constitutional isomers of C_8H_{18} .

(a) The easiest way to attack this part of the exercise is to draw a bond-line depiction of heptane and add a methyl branch to the various positions.

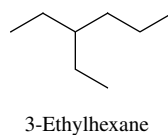


Other structures bearing a continuous chain of seven carbons would be duplicates of these isomers rather than unique isomers. "5-Methylheptane," for example, is an incorrect name for 3-methylheptane, and "6-methylheptane" is an incorrect name for 2-methylheptane.

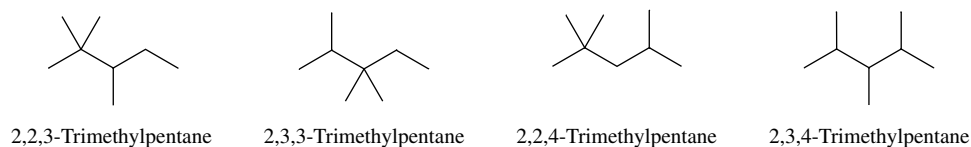
(b) Six of the isomers named as derivatives of hexane contain two methyl branches on a continuous chain of six carbons.



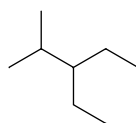
One isomer bears an ethyl substituent:



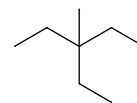
(c) Four isomers are trimethyl-substituted derivatives of pentane:



Two bear an ethyl group and a methyl group on a continuous chain of five carbons:



3-Ethyl-2-methylpentane



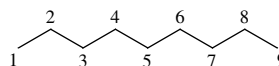
3-Ethyl-3-methylpentane

(d) Only one isomer is named as a derivative of butane:

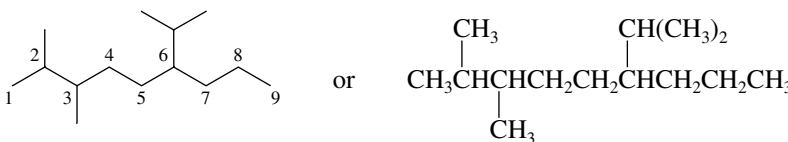


2,2,3,3-Tetramethylbutane

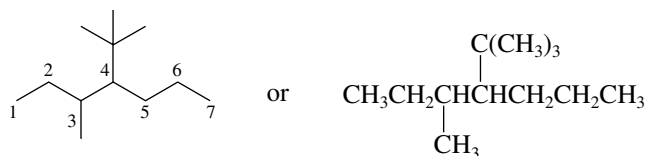
2.18 (a) The longest continuous chain contains nine carbon atoms. Begin the problem by writing and numbering the carbon skeleton of nonane.



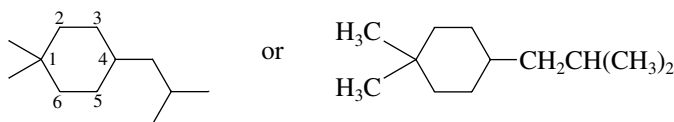
Now add two methyl groups (one to C-2 and the other to C-3) and an isopropyl group (to C-6) to give a structural formula for 6-isopropyl-2,3-dimethylnonane.



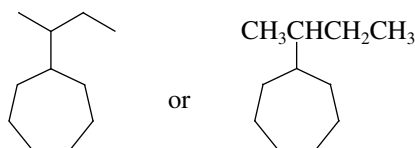
(b) To the carbon skeleton of heptane (seven carbons) add a *tert*-butyl group to C-4 and a methyl group to C-3 to give 4-*tert*-butyl-3-methylheptane.



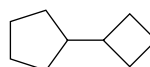
(c) An isobutyl group is $-\text{CH}_2\text{CH}(\text{CH}_3)_2$. The structure of 4-isobutyl-1,1-dimethylcyclohexane is as shown.



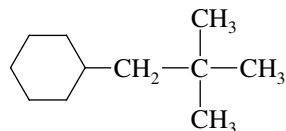
(d) A *sec*-butyl group is $\text{CH}_3\text{CH}(\text{CH}_3)\text{CH}_2\text{CH}_3$. *sec*-Butylcycloheptane has a *sec*-butyl group on a seven-membered ring.



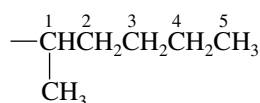
(e) A cyclobutyl group is a substituent on a five-membered ring in cyclobutylcyclopentane.



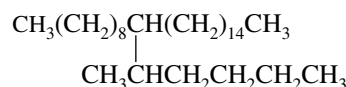
- (f) Recall that an alkyl group is numbered from the point of attachment. The structure of (2,2-dimethylpropyl)cyclohexane is




- (g) The name “pentacosane” contains no numerical locants or suffixes indicating the presence of alkyl groups. It must therefore be an unbranched alkane. Table 2.4 in the text indicates that the suffix -cosane refers to alkanes with 20–29 carbons. The prefix penta- stands for “five,” and so pentacosane must be the unbranched alkane with 25 carbons. Its condensed structural formula is $\text{CH}_3(\text{CH}_2)_{23}\text{CH}_3$.
- (h) We need to add a 1-methylpentyl group to C-10 of pentacosane. A 1-methylpentyl group is:



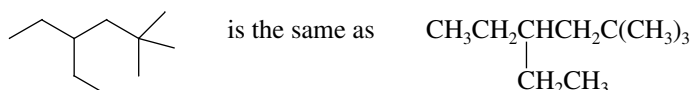
It has five carbons in the longest continuous chain counting from the point of attachment and bears a methyl group at C-1. 10-(1-Methylpentyl)pentacosane is therefore:



- 2.19** (a) This compound is an unbranched alkane with 27 carbons. As noted in part (g) of the preceding problem, alkanes with 20–29 carbons have names ending in -cosane. Thus, we add the prefix hepta- (“seven”) to -cosane to name the alkane $\text{CH}_3(\text{CH}_2)_{25}\text{CH}_3$ as **heptacosane**.
- (b) The alkane $(\text{CH}_3)_2\text{CHCH}_2(\text{CH}_2)_{14}\text{CH}_3$ has 18 carbons in its longest continuous chain. It is named as a derivative of **octadecane**. There is a single substituent, a methyl group at C-2. The compound is **2-methyloctadecane**.
- (c) Write the structure out in more detail to reveal that it is **3,3,4-triethylhexane**.



- (d) Each line of a bond-line formula represents a bond between two carbon atoms. Hydrogens are added so that the number of bonds to each carbon atom totals four.

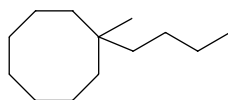


The IUPAC name is **4-ethyl-2,2-dimethylhexane**.

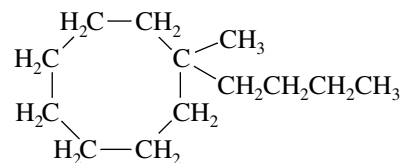
- (e) is the same as $\text{CH}_3\text{CH}_2\text{CH}(\text{CH}_3)\text{CH}_2\text{CH}(\text{CH}_3)\text{CH}_2\text{CH}_3$

The IUPAC name is **3,5-dimethylheptane**.

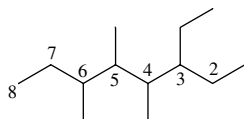
(f)



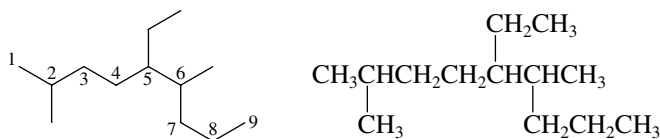
is the same as

The IUPAC name is **1-butyl-1-methylcyclooctane**.

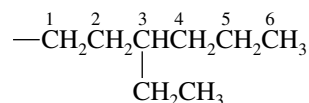
- (g) Number the chain in the direction shown to give **3-ethyl-4,5,6-trimethyloctane**. When numbered in the opposite direction, the locants are also 3, 4, 5, and 6. In the case of ties, however, choose the direction that gives the lower number to the substituent that appears first in the name. "Ethyl" precedes "methyl" alphabetically.



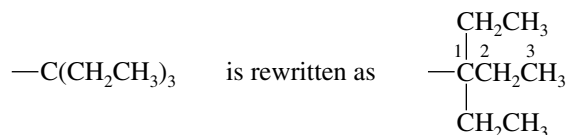
- 2.20** (a) The alkane contains 13 carbons. Since all alkanes have the molecular formula C_nH_{2n+2} , the molecular formula must be $C_{13}H_{28}$.
 (b) The longest continuous chain is indicated and numbered as shown.

In alphabetical order, the substituents are ethyl (at C-5), methyl (at C-2), methyl (at C-6). The IUPAC name is **5-ethyl-2,6-dimethylnonane**.

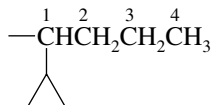
- (c) Fill in the hydrogens in the alkane to identify the various kinds of groups present. There are five **methyl** (CH_3) groups, five **methylene** (CH_2) groups, and three **methine** (CH) groups in the molecule.
 (d) A primary carbon is attached to one other carbon. There are five primary carbons (the carbons of the five CH_3 groups). A secondary carbon is attached to two other carbons, and there are five of these (the carbons of the five CH_2 groups). A tertiary carbon is attached to three other carbons, and there are three of these (the carbons of the three methine groups). A quaternary carbon is attached to four other carbons. None of the carbons is a quaternary carbon.
- 2.21** (a) The group $CH_3(CH_2)_{10}CH_2-$ is an unbranched alkyl group with 12 carbons. It is a **dodecyl group**. The carbon at the point of attachment is directly attached to only one other carbon. It is a primary alkyl group.
 (b) The longest continuous chain from the point of attachment is six carbons; it is a hexyl group bearing an ethyl substituent at C-3. The group is a **3-ethylhexyl group**. It is a primary alkyl group.



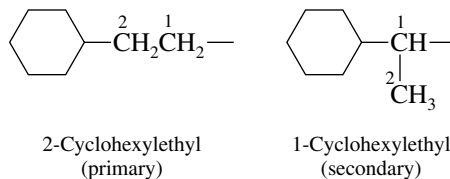
- (c) By writing the structural formula of this alkyl group in more detail, we see that the longest continuous chain from the point of attachment contains three carbons. It is a **1,1-diethylpropyl** group. Because the carbon at the point of attachment is directly bonded to three other carbons, it is a tertiary alkyl group.



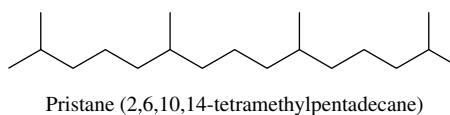
- (d) This group contains four carbons in its longest continuous chain. It is named as a butyl group with a cyclopropyl substituent at C-1. It is a **1-cyclopropylbutyl** group and is a secondary alkyl group.



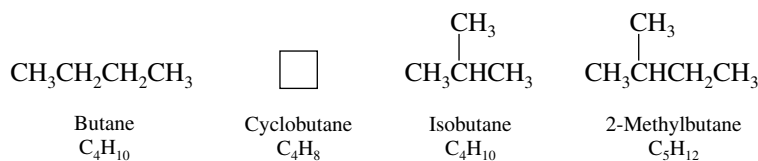
- (e, f) A two-carbon group that bears a cyclohexyl substituent is a **cyclohexylethyl** group. Number from the point of attachment when assigning a locant to the cyclohexyl group.



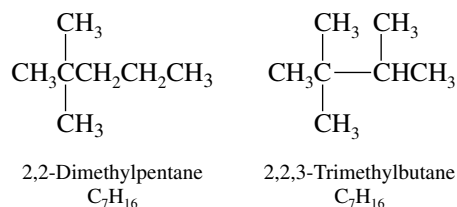
- 2.22** The IUPAC name for pristane reveals that the longest chain contains 15 carbon atoms (as indicated by -pentadecane). The chain is substituted with four methyl groups at the positions indicated in the name.



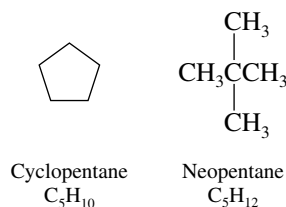
- 2.23** (a) An alkane having 100 carbon atoms has $2(100) + 2 = 202$ hydrogens. The molecular formula of heptane is $\text{C}_{100}\text{H}_{202}$ and the condensed structural formula is $\text{CH}_3(\text{CH}_2)_{98}\text{CH}_3$. The 100 carbon atoms are connected by 99 σ bonds. The total number of σ bonds is 301 (99 C—C bonds + 202 C—H bonds).
- (b) Unique compounds are formed by methyl substitution at carbons 2 through 50 on the 100-carbon chain (C-51 is identical to C-50, and so on). There are 49 x -methylheptanes.
- (c) Compounds of the type 2, x -dimethylheptane can be formed by substitution at carbons 2 through 99. There are 98 of these compounds.
- 2.24** Isomers are different compounds that have the same molecular formula. In all these problems the safest approach is to write a structural formula and then count the number of carbons and hydrogens.
- (a) Among this group of compounds, only butane and isobutane have the same molecular formula; only these two are isomers.



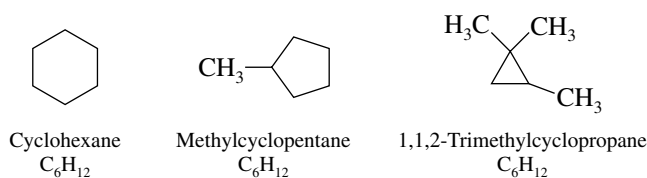
- (b) The two compounds that are isomers, that is, those that have the same molecular formula, are 2,2-dimethylpentane and 2,2,3-trimethylbutane.



Cyclopentane and neopentane are not isomers of these two compounds, nor are they isomers of each other.

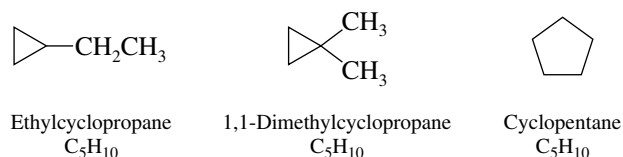


- (c) The compounds that are isomers are cyclohexane, methylcyclopentane, and 1,1,2-trimethylcyclopropane.



Hexane, $\text{CH}_3\text{CH}_2\text{CH}_2\text{CH}_2\text{CH}_2\text{CH}_3$, has the molecular formula C_6H_{14} ; it is not an isomer of the others.

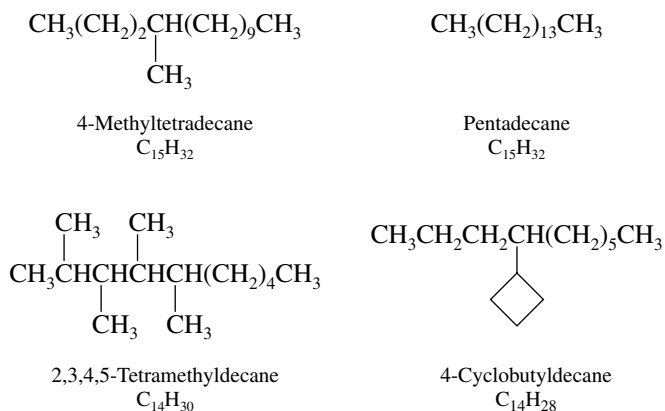
- (d) The three that are isomers all have the molecular formula C_5H_{10} .



Propylcyclopropane is not an isomer of the others. Its molecular formula is C_6H_{12} .

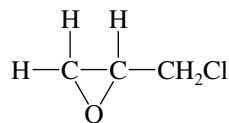


- (e) Only 4-methyltetradecane and pentadecane are isomers. Both have the molecular formula $C_{15}H_{32}$.



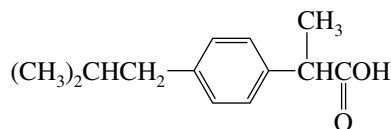
- 2.25 The oxygen and two of the carbons of C_3H_5ClO are part of the structural unit that characterizes epoxides. The problem specifies that a methyl group (CH_3) is *not* present; therefore, add the

remaining carbon and the chlorine as a $-\text{CH}_2\text{Cl}$ unit, and fill in the remaining bonds with hydrogen substituents.

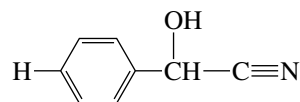


Epichlorohydrin

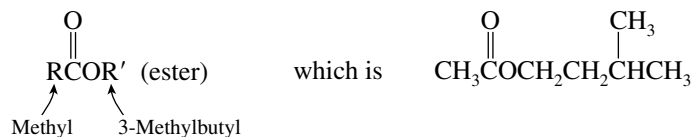
2.26 (a) Ibuprofen is



(b) Mandelonitrile is

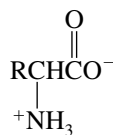


2.27 Isoamyl acetate is

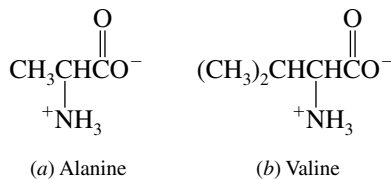


2.28 Thiols are characterized by the $-\text{SH}$ group. *n*-Butyl mercaptan is $\text{CH}_3\text{CH}_2\text{CH}_2\text{CH}_2\text{SH}$.

2.29 α -Amino acids have the general formula



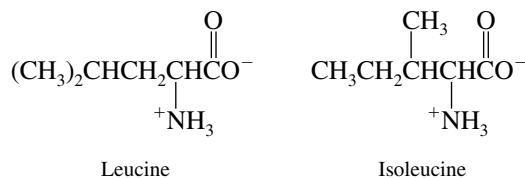
The individual amino acids in the problem have the structures shown:



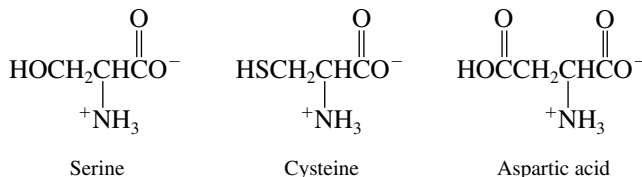
(c, d) An isobutyl group is $(\text{CH}_3)_2\text{CHCH}_2-$, and a *sec*-butyl group is



The structures of leucine and isoleucine are:

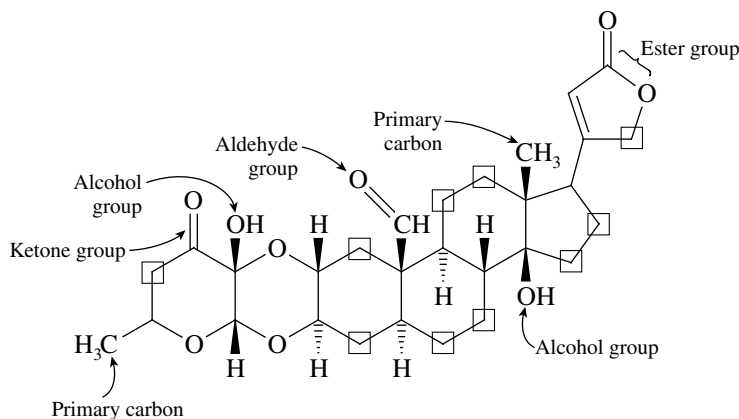


(e-g) The functional groups that characterize alcohols, thiols, and carboxylic acids are —OH , —SH , and $\text{—CO}_2\text{H}$, respectively. The structures of serine, cysteine, and aspartic acid are:

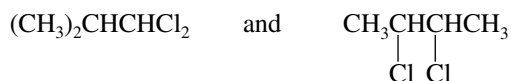


2.30 Uscharidin has the structure shown.

- (a) There are two alcohol groups, one aldehyde group, one ketone group, and one ester functionality.
 (b) Uscharidin contains ten methylene groups (CH_2). They are indicated in the structure by small squares.
 (c) The primary carbons in uscharidin are the carbons of the two methyl groups.



- 2.31 (a) Methylene groups are $\text{—CH}_2\text{—}$. $\text{ClCH}_2\text{CH}_2\text{CH}_2\text{CH}_2\text{Cl}$ is therefore the $\text{C}_4\text{H}_8\text{Cl}_2$ isomer in which all the carbons belong to methylene groups.
 (b) The $\text{C}_4\text{H}_8\text{Cl}_2$ isomers that lack methylene groups are

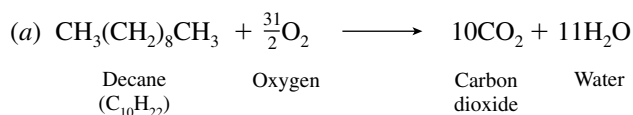


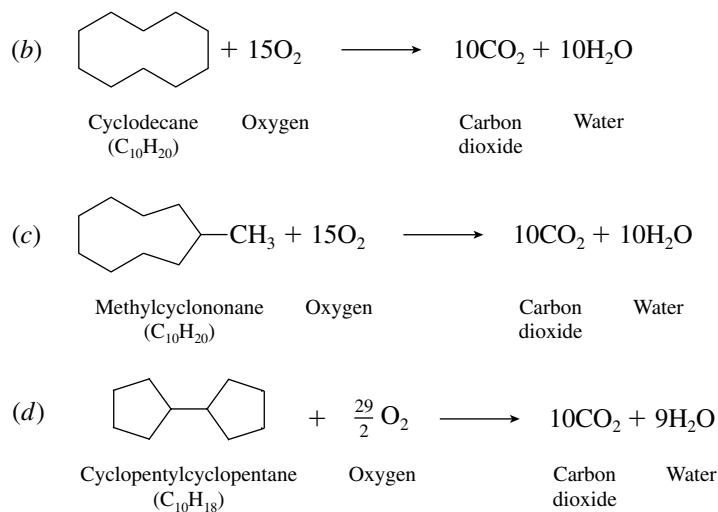
2.32 Since it is an alkane, the sex attractant of the tiger moth has a molecular formula of $\text{C}_n\text{H}_{2n+2}$. The number of carbons and hydrogens may be calculated from its molecular weight.

$$\begin{aligned}
 12n + 1(2n + 2) &= 254 \\
 14n &= 252 \\
 n &= 18
 \end{aligned}$$

The molecular formula of the alkane is $\text{C}_{18}\text{H}_{38}$. In the problem it is stated that the sex attractant is a 2-methyl-branched alkane. It is therefore 2-methylheptadecane, $(\text{CH}_3)_2\text{CHCH}_2(\text{CH}_2)_{13}\text{CH}_3$.

2.33 When any hydrocarbon is burned in air, the products of combustion are carbon dioxide and water.





2.34 To determine the quantity of heat evolved per unit mass of material, divide the heat of combustion by the molecular weight.

Methane	Heat of combustion = 890 kJ/mol (212.8 kcal/mol)
	Molecular weight = 16.0 g/mol
	Heat evolved per gram = 55.6 kJ/g (13.3 kcal/g)
Butane	Heat of combustion = 2876 kJ/mol (687.4 kcal/mol)
	Molecular weight = 58.0 g/mol
	Heat evolved per gram = 49.6 kJ/g (11.8 kcal/g)

When equal masses of methane and butane are compared, methane evolves more heat when it is burned.

Equal volumes of gases contain an equal number of moles, so that when equal volumes of methane and butane are compared, the one with the greater heat of combustion in kilojoules (or kilocalories) per mole gives off more heat. Butane evolves more heat when it is burned than does an equal volume of methane.

2.35 When comparing heats of combustion of alkanes, two factors are of importance:

- The heats of combustion of alkanes increase as the number of carbon atoms increases.
 - An unbranched alkane has a greater heat of combustion than a branched isomer.
- (a) In the group hexane, heptane, and octane, three unbranched alkanes are being compared. Octane (C₈H₁₈) has the most carbons and has the greatest heat of combustion. Hexane (C₆H₁₄) has the fewest carbons and the lowest heat of combustion. The measured values in this group are as follows:

Hexane	Heat of combustion 4163 kJ/mol (995.0 kcal/mol)
Heptane	Heat of combustion 4817 kJ/mol (1151.3 kcal/mol)
Octane	Heat of combustion 5471 kJ/mol (1307.5 kcal/mol)

- (b) Isobutane has fewer carbons than either pentane or isopentane and so is the member of the group with the lowest heat of combustion. Isopentane is a 2-methyl-branched isomer of pentane and so has a lower heat of combustion. Pentane has the highest heat of combustion among these compounds.

Isobutane	(CH ₃) ₃ CH	Heat of combustion 2868 kJ/mol (685.4 kcal/mol)
Isopentane	(CH ₃) ₂ CHCH ₂ CH ₃	Heat of combustion 3529 kJ/mol (843.4 kcal/mol)
Pentane	CH ₃ CH ₂ CH ₂ CH ₂ CH ₃	Heat of combustion 3527 kJ/mol (845.3 kcal/mol)

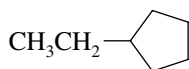
- (c) Isopentane and neopentane each have fewer carbons than 2-methylpentane, which therefore has the greatest heat of combustion. Neopentane is more highly branched than isopentane; neopentane has the lowest heat of combustion.

Neopentane	$(\text{CH}_3)_4\text{C}$	Heat of combustion 3514 kJ/mol (839.9 kcal/mol)
Isopentane	$(\text{CH}_3)_2\text{CHCH}_2\text{CH}_3$	Heat of combustion 3529 kJ/mol (843.4 kcal/mol)
2-Methylpentane	$(\text{CH}_3)_2\text{CHCH}_2\text{CH}_2\text{CH}_3$	Heat of combustion 4157 kJ/mol (993.6 kcal/mol)

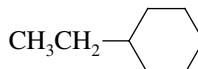
- (d) Chain branching has a small effect on heat of combustion; the number of carbons has a much larger effect. The alkane with the most carbons in this group is 3,3-dimethylpentane; it has the greatest heat of combustion. Pentane has the fewest carbons in this group and has the smallest heat of combustion.

Pentane	$\text{CH}_3\text{CH}_2\text{CH}_2\text{CH}_2\text{CH}_3$	Heat of combustion 3527 kJ/mol (845.3 kcal/mol)
3-Methylpentane	$(\text{CH}_3\text{CH}_2)_2\text{CHCH}_3$	Heat of combustion 4159 kJ/mol (994.1 kcal/mol)
3,3-Dimethylpentane	$(\text{CH}_3\text{CH}_2)_2\text{C}(\text{CH}_3)_2$	Heat of combustion 4804 kJ/mol (1148.3 kcal/mol)

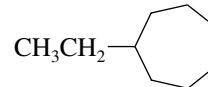
- (e) In this series the heat of combustion increases with increasing number of carbons. Ethylcyclopentane has the lowest heat of combustion; ethylcycloheptane has the greatest.



Ethylcyclopentane
4592 kJ/mol
(1097.5 kcal/mol)

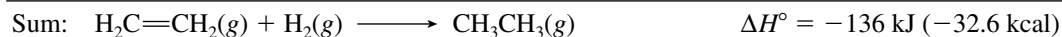
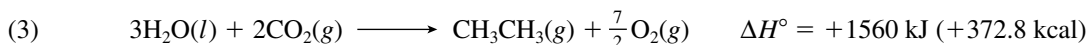
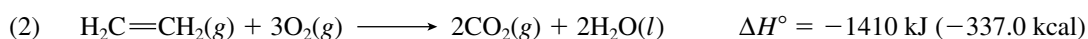
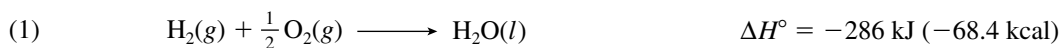


Ethylcyclohexane
5222 kJ/mol
(1248.2 kcal/mol)



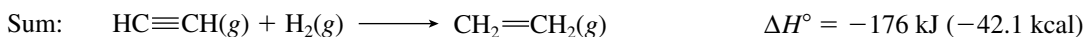
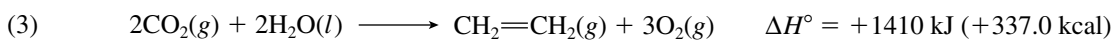
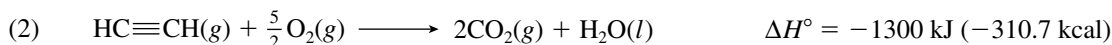

Ethylcycloheptane
(combustion data not available)

- 2.36 (a) The equation for the hydrogenation of ethylene is given by the sum of the following three reactions:



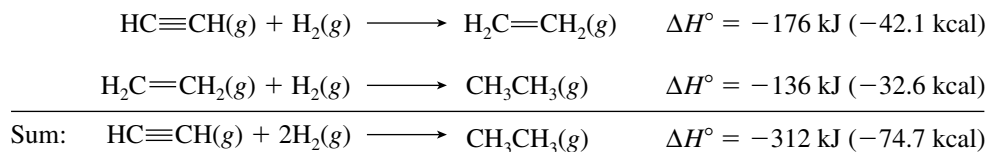
Equations (1) and (2) are the combustion of hydrogen and ethylene, respectively, and ΔH° values for these reactions are given in the statement of the problem. Equation (3) is the reverse of the combustion of ethane, and its value of ΔH° is the negative of the heat of combustion of ethane.

- (b) Again we need to collect equations of reactions for which the ΔH° values are known.

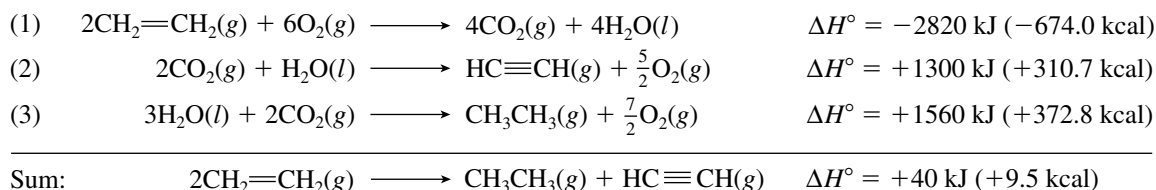


Equations (1) and (2) are the combustion of hydrogen and acetylene, respectively. Equation (3) is the reverse of the combustion of ethylene, and its value of ΔH° is the negative of the heat of combustion of ethylene.

The value of ΔH° for the hydrogenation of acetylene to ethane is equal to the sum of the two reactions just calculated:

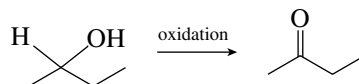


(c) We use the equations for the combustion of ethane, ethylene, and acetylene as shown.

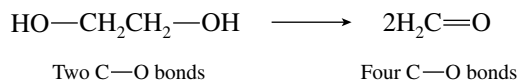


The value of ΔH° for reaction (1) is twice that for the combustion of ethylene because 2 mol of ethylene are involved.

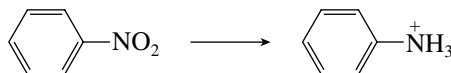
- 2.37** (a) The hydrogen content increases in going from $\text{CH}_3\text{C}\equiv\text{CH}$ to $\text{CH}_3\text{CH}=\text{CH}_2$. The organic compound $\text{CH}_3\text{C}\equiv\text{CH}$ is *reduced*.
 (b) *Oxidation* occurs because a C—O bond has replaced a C—H bond in going from starting material to product.



- (c) There are two carbon–oxygen bonds in the starting material and four carbon–oxygen bonds in the products. *Oxidation* occurs.




- (d) Although the oxidation state of carbon is unchanged in the process



overall, *reduction* of the organic compound has occurred. Its hydrogen content has increased and its oxygen content has decreased.

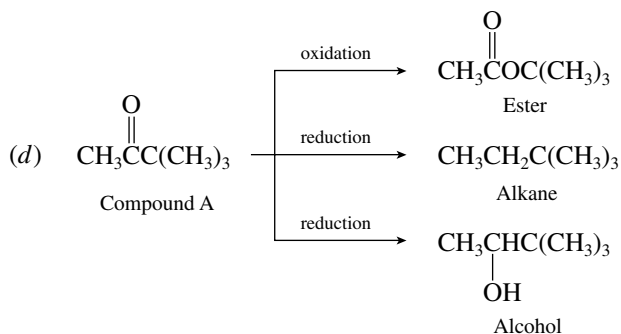
- 2.38** In the reaction



bonds between carbon and an atom more electronegative than itself (chlorine) are replaced by bonds between carbon and an atom less electronegative than itself (silicon). Carbon is reduced; silicon is oxidized.

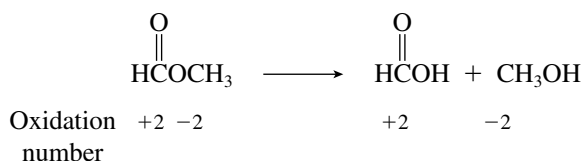
- 2.39** (a) Compound A has the structural unit $\begin{array}{c} \text{O} \\ || \\ \text{CCC} \end{array}$; compound A is a ketone.

- (b) Converting a ketone to an ester increases the oxygen content of carbon and requires an oxidizing agent.
- (c) Reduction occurs when the hydrogen content increases, as in the conversion of a ketone to an alkane or to an alcohol. Reductions are carried out by using reagents that are reducing agents.



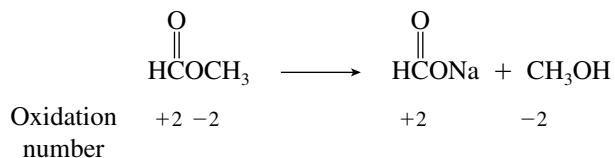
2.40 Methyl formate is an *ester*.

- (a) The oxidation numbers of the two carbon atoms in methyl formate and the carbon atoms in the reaction products can be determined by comparison with the entries in text Table 2.6.

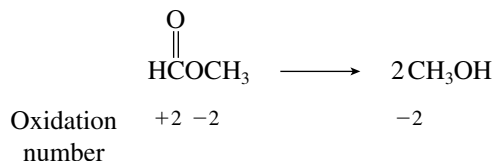


There has been no change in oxidation state in going from reactants to products, and the reaction is neither oxidation nor reduction. The number of carbon–oxygen bonds does not change in this reaction.

- (b) As in part (a), the oxidation states of the carbon atoms in both the reactant and the products do not change in this reaction. The reaction is neither oxidation nor reduction.

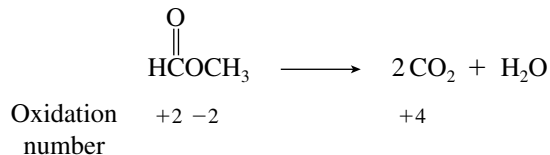


- (c) The oxidation number of one carbon of methyl formate has decreased in this reaction.

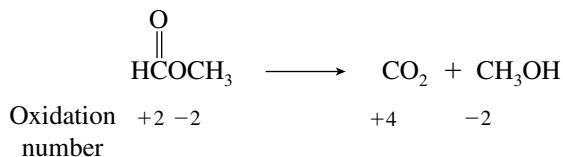


This reaction is a reduction and requires a reagent that is a reducing agent.


- (d) The oxidation number of both carbon atoms of methyl formate has increased. This reaction is an oxidation and requires use of a reagent that is an oxidizing agent.



- (e) Once again the formation of carbon dioxide is an example of an oxidation, and the reaction requires use of an oxidizing agent.



- 2.41 Two atoms appear in their elementary state: Na on the left and H₂ on the right. The oxidation state of an atom in its elementary state is 0. Assign an oxidation state of +1 to the hydrogen in the OH group of CH₃CH₂OH. H goes from +1 on the left to 0 on the right; it is reduced. Na goes from 0 on the left to +1 on the right; it is oxidized.



- 2.42 Combustion of an organic compound to yield CO₂ and H₂O involves oxidation. Heat is given off in each oxidation step. The least oxidized compound (CH₃CH₂OH) gives off the most heat. The most oxidized compound HO₂CCO₂H gives off the least. The measured values are:

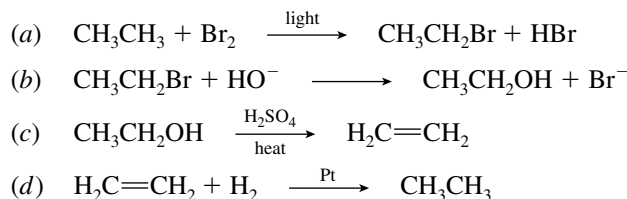
	CH ₃ CH ₂ OH	HOCH ₂ CH ₂ OH	HO ₂ CCO ₂ H
kJ/mol	1371	1179	252
kcal/mol	327.6	281.9	60.2

- 2.43–2.45 Solutions to molecular modeling exercises are not provided in this *Study Guide and Solutions Manual*. You should use *Learning By Modeling* for these exercises.

SELF-TEST

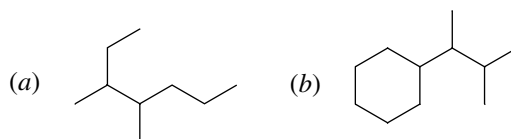
PART A

- A-1. Write the structure of each of the four-carbon alkyl groups. Give the common name and the systematic name for each.
- A-2. How many σ bonds are present in each of the following?
- Nonane
 - Cyclononane
- A-3. Classify each of the following reactions according to whether the organic substrate is oxidized, reduced, or neither.



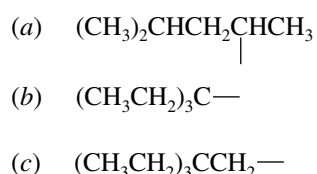
- A-4. (a) Write a structural formula for 3-isopropyl-2,4-dimethylpentane.
 (b) How many methyl groups are there in this compound? How many isopropyl groups?

A-5. Give the IUPAC name for each of the following substances:



A-6. The compounds in each part of the previous question contain _____ primary carbon(s), _____ secondary carbon(s), and _____ tertiary carbon(s).

A-7. Give the IUPAC name for each of the following alkyl groups, and classify each one as primary, secondary, or tertiary.



A-8. Write a balanced chemical equation for the complete combustion of 2,3-dimethylpentane.

A-9. Write structural formulas, and give the names of all the constitutional isomers of C_5H_{10} that contain a ring.

A-10. Each of the following names is incorrect. Give the correct name for each compound.

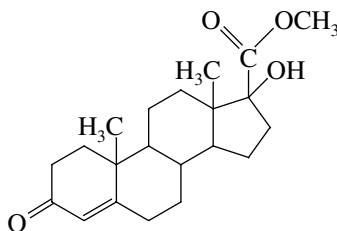
- (a) 2,3-Diethylhexane
 (b) (2-Ethylpropyl)cyclohexane
 (c) 2,3-Dimethyl-3-propylpentane

A-11. Which C_8H_{18} isomer

- (a) Has the highest boiling point?
 (b) Has the lowest boiling point?
 (c) Has the greatest number of tertiary carbons?
 (d) Has only primary and quaternary carbons?

A-12. Draw the constitutional isomers of C_7H_{16} that have five carbons in their longest chain, and give an IUPAC name for each of them.

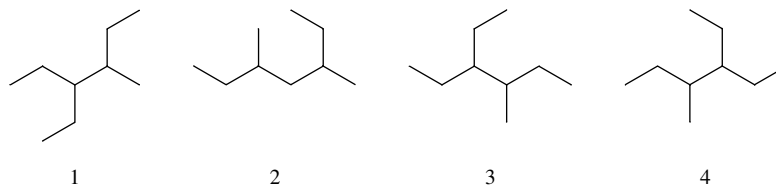
A-13. The compound shown is an example of the broad class of organic compounds known as **steroids**. What functional groups does the molecule contain?



A-14. Given the following heats of combustion (in kilojoules per mole) for the homologous series of unbranched alkanes: hexane (4163), heptane (4817), octane (5471), nonane (6125), estimate the heat of combustion (in kilojoules per mole) for **pentadecane**.

PART B

B-1. Choose the response that best describes the following compounds:

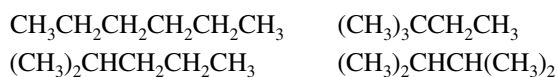


- (a) 1, 3, and 4 represent the same compound.
 (b) 1 and 3 are isomers of 2 and 4.
 (c) 1 and 4 are isomers of 2 and 3.
 (d) All the structures represent the same compound.

B-2. Which of the following is a correct name according to the IUPAC rules?

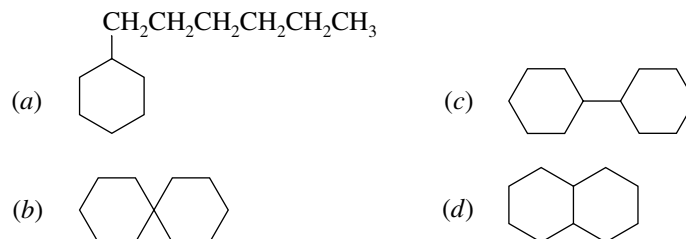
- (a) 2-Methylcyclohexane (c) 2-Ethyl-2-methylpentane
 (b) 3,4-Dimethylpentane (d) 3-Ethyl-2-methylpentane

B-3. Following are the structures of four isomers of hexane. Which of the names given correctly identifies a fifth isomer?



- (a) 2-Methylpentane (c) 2-Ethylbutane
 (b) 2,3-Dimethylbutane (d) 3-Methylpentane

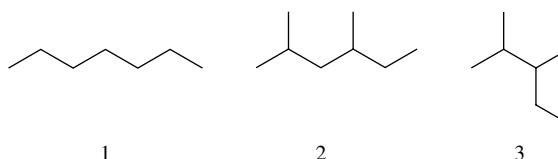
B-4. Which of the following is cyclohexylcyclohexane?



B-5. Which of the following structures is a 3-methylbutyl group?

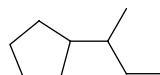
- (a) $\text{CH}_3\text{CH}_2\text{CH}_2\text{CH}_2\text{CH}_2-$ (c) $(\text{CH}_3\text{CH}_2)_2\text{CH}-$
 (b) $(\text{CH}_3)_2\text{CHCH}_2\text{CH}_2-$ (d) $(\text{CH}_3)_3\text{CCH}_2-$

B-6. Rank the following substances in decreasing order of heats of combustion (most exothermic \rightarrow least exothermic).



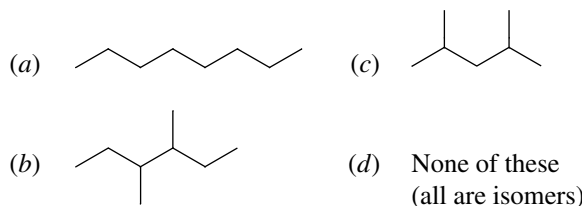
- (a) $2 > 1 > 3$ (c) $3 > 1 > 2$
 (b) $2 > 3 > 1$ (d) $3 > 2 > 1$

B-7. What is the total number of σ bonds present in the molecule shown?



- (a) 18 (b) 26 (c) 27 (d) 30

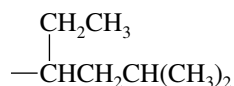
B-8. Which of the following substances is *not* an isomer of 3-ethyl-2-methylpentane?



B-9. Which alkane has the highest boiling point?

- (a) Hexane (d) 2,3-Dimethylbutane
(b) 2,2-Dimethylbutane (e) 3-Methylpentane
(c) 2-Methylpentane

B-10. What is the correct IUPAC name of the alkyl group shown?

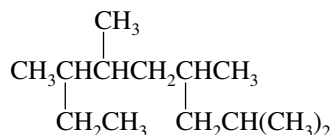


- (a) 1-Ethyl-3-methylbutyl
(b) 1-Ethyl-3,3-dimethylpropyl
(c) 4-Ethyl-2-methylbutyl
(d) 5-Methylhexyl

B-11. Which of the following compounds is *not* a constitutional isomer of the others?

- (a) Methylcyclohexane (d) 1,1,2-Trimethylcyclobutane
(b) Cyclopropylcyclobutane (e) Cycloheptane
(c) Ethylcyclopentane

B-12. The correct IUPAC name for the compound shown is



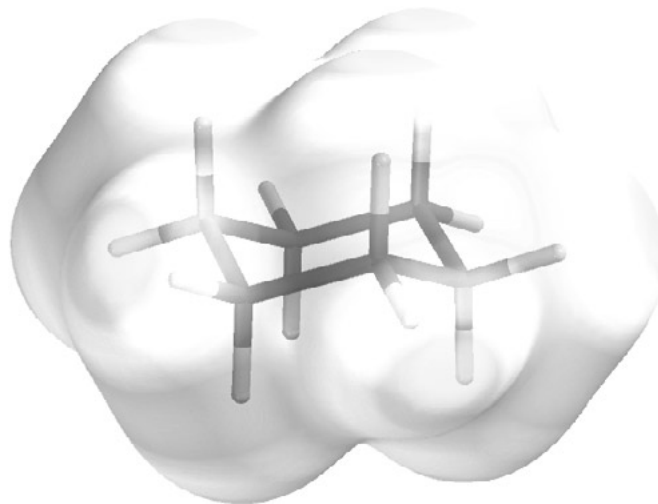
- (a) 2-Ethyl-5-isobutyl-3-methylhexane (d) 2-Ethyl-3,5,7-trimethyloctane
(b) 5-*sec*-Butyl-2-ethyl-3-methylhexane (e) 2,4,6,7-Tetramethylnonane
(c) 2-Isobutyl-4,5-dimethylheptane

B-13. The heats of combustion of two isomers, A and B, are 4817 kJ/mol and 4812 kJ/mol, respectively. From this information it may be determined that

- (a) Isomer A is 5 kJ/mol more stable
(b) Isomer B is 5 kJ/mol less stable
(c) Isomer B has 5 kJ/mol more potential energy
(d) Isomer A is 5 kJ/mol less stable

B-14. Which of the following reactions requires an *oxidizing agent*?

- (a) $\text{RCH}_2\text{OH} \longrightarrow \text{RCH}_2\text{Cl}$ (d) $\text{RCH}_2\text{OH} \longrightarrow \text{RCH}=\text{O}$
(b) $\text{RCH}=\text{CH}_2 \longrightarrow \text{RCH}_2\text{CH}_3$ (e) None of these
(c) $\text{RCH}_2\text{Cl} \longrightarrow \text{RCH}_3$

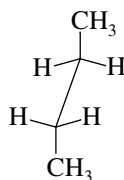


CHAPTER 3

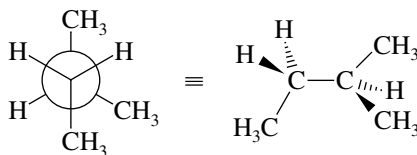
CONFORMATIONS OF ALKANES AND CYCLOALKANES

SOLUTIONS TO TEXT PROBLEMS

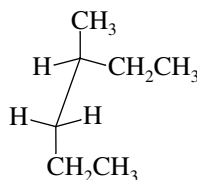
- 3.1 (b) The sawhorse formula contains four carbon atoms in an unbranched chain. The compound is butane, $\text{CH}_3\text{CH}_2\text{CH}_2\text{CH}_3$.



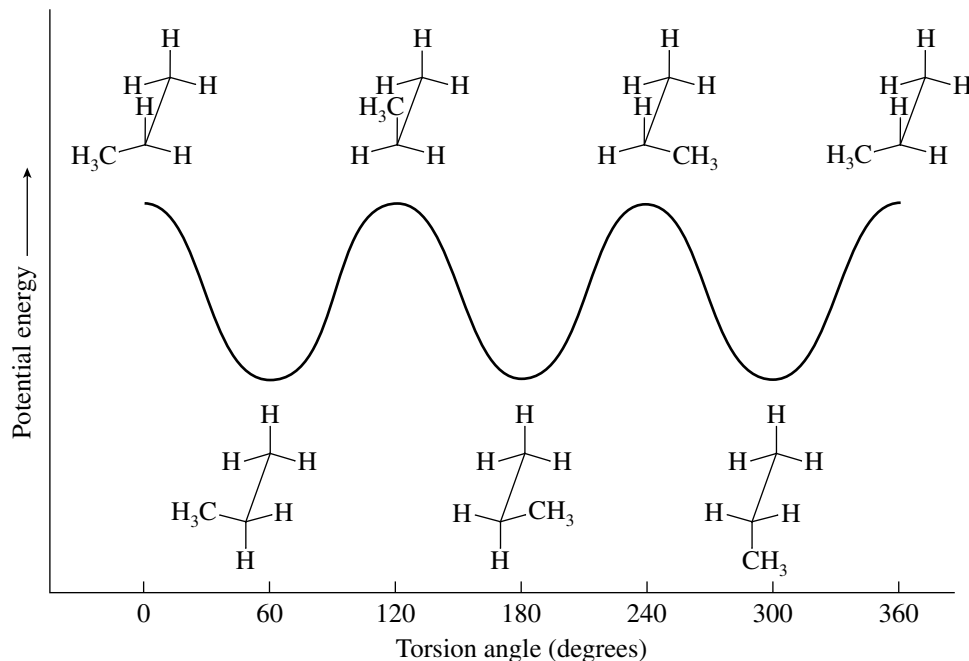
- (c) Rewrite the structure to show its constitution. The compound is $\text{CH}_3\text{CH}_2\text{CH}(\text{CH}_3)_2$; it is 2-methylbutane.



- (d) In this structure, we are sighting down the C-3—C-4 bond of a six-carbon chain. It is $\text{CH}_3\text{CH}_2\text{CH}_2\text{CH}(\text{CH}_3)\text{CH}_2\text{CH}_3$, or 3-methylhexane.

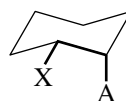


- 3.2 Red circles gauche: 60° and 300° . Red circles anti: 180° . Gauche and anti relationships occur only in staggered conformations; therefore, ignore the eclipsed conformations (0° , 120° , 240° , 360°).
- 3.3 All the staggered conformations of propane are equivalent to one another, and all its eclipsed conformations are equivalent to one another. The energy diagram resembles that of ethane in that it is a symmetrical one.



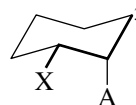
The activation energy for bond rotation in propane is expected to be somewhat higher than that in ethane because of van der Waals strain between the methyl group and a hydrogen in the eclipsed conformation. This strain is, however, less than the van der Waals strain between the methyl groups of butane, which makes the activation energy for bond rotation less for propane than for butane.

- 3.4 (b) To be gauche, substituents X and A must be related by a 60° torsion angle. If A is axial as specified in the problem, X must therefore be equatorial.

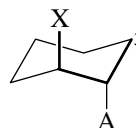


X and A are gauche.

- (c) For substituent X at C-1 to be anti to C-3, it must be equatorial.

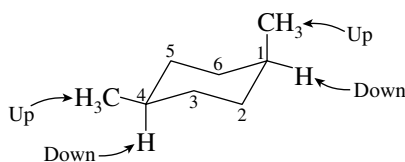


- (d) When X is axial at C-1, it is gauche to C-3.

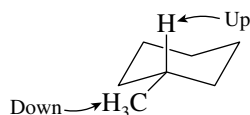


- 3.5 (b) According to the numbering scheme given in the problem, a methyl group is axial when it is "up" at C-1 but is equatorial when it is up at C-4. Since substituents are more stable when they

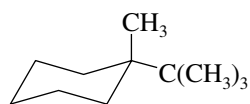
occupy equatorial rather than axial sites, a methyl group that is up at C-1 is less stable than one that is up at C-4.



- (c) An alkyl substituent is more stable in the equatorial position. An equatorial substituent at C-3 is “down.”

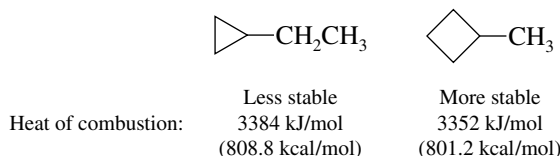


- 3.6** A *tert*-butyl group is much larger than a methyl group and has a greater preference for the equatorial position. The most stable conformation of 1-*tert*-butyl-1-methylcyclohexane has an axial methyl group and an equatorial *tert*-butyl group.

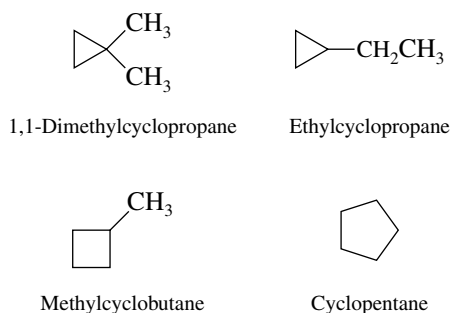


1-*tert*-Butyl-1-methylcyclohexane

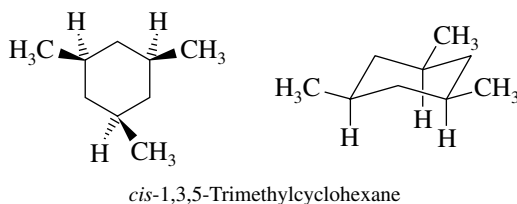
- 3.7** Ethylcyclopropane and methylcyclobutane are isomers (both are C_5H_{10}). The less stable isomer has the higher heat of combustion. Ethylcyclopropane has more angle strain and is less stable (has higher potential energy) than methylcyclobutane.



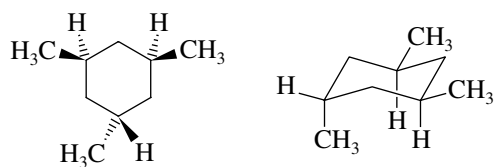
- 3.8** The four constitutional isomers of *cis* and *trans*-1,2-dimethylcyclopropane that do not contain double bonds are



- 3.9** When comparing two stereoisomeric cyclohexane derivatives, the more stable stereoisomer is the one with the greater number of its substituents in equatorial orientations. Rewrite the structures as chair conformations to see which substituents are axial and which are equatorial.



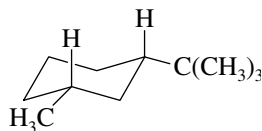
All methyl groups are equatorial in *cis*-1,3,5-trimethylcyclohexane. It is more stable than *trans*-1,3,5-trimethylcyclohexane (shown in the following), which has one axial methyl group in its most stable conformation.



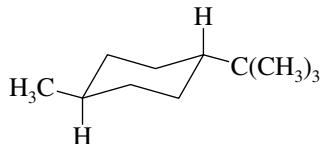
trans-1,3,5-Trimethylcyclohexane

3.10 In each of these problems, a *tert*-butyl group is the larger substituent and will be equatorial in the most stable conformation. Draw a chair conformation of cyclohexane, add an equatorial *tert*-butyl group, and then add the remaining substituent so as to give the required *cis* or *trans* relationship to the *tert*-butyl group.

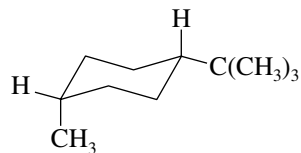
(b) Begin by drawing a chair cyclohexane with an equatorial *tert*-butyl group. In *cis*-1-*tert*-butyl-3-methylcyclohexane the C-3 methyl group is equatorial.



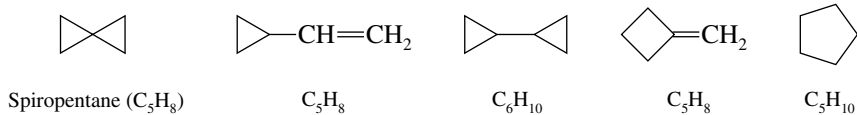
(c) In *trans*-1-*tert*-butyl-4-methylcyclohexane both the *tert*-butyl and the C-4 methyl group are equatorial.



(d) Again the *tert*-butyl group is equatorial; however, in *cis*-1-*tert*-butyl-4-methylcyclohexane the methyl group on C-4 is axial.



3.11 Isomers are different compounds that have the same molecular formula. Compare the molecular formulas of the compounds given to the molecular formula of spiro[2.2]pentane.

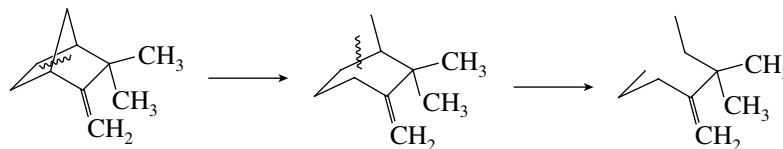


Only the two compounds that have the molecular formula C₅H₈ are isomers of spiro[2.2]pentane.

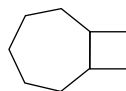
3.12 Two bond cleavages convert bicyclobutane to a noncyclic species; therefore, bicyclobutane is bicyclic.



The two bond cleavages shown convert camphene to a noncyclic species; therefore, camphene is bicyclic. (Other pairs of bond cleavages are possible and lead to the same conclusion.)

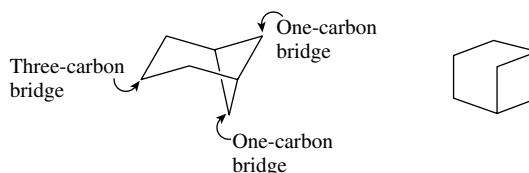


- 3.13** (b) This bicyclic compound contains nine carbon atoms. The name tells us that there is a five-carbon bridge and a two-carbon bridge. The 0 in the name bicyclo[5.2.0]nonane tells us that the third bridge has no atoms in it—the carbons are common to both rings and are directly attached to each other.

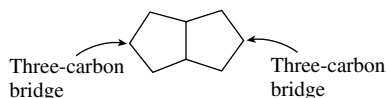


Bicyclo[5.2.0]nonane

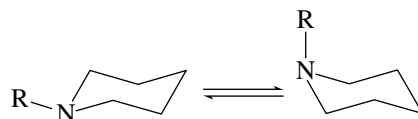
- (c) The three bridges in bicyclo[3.1.1]heptane contain three carbons, one carbon, and one carbon. The structure can be written in a form that shows the actual shape of the molecule or one that simply emphasizes its constitution.



- (d) Bicyclo[3.3.0]octane has two five-membered rings that share a common side.

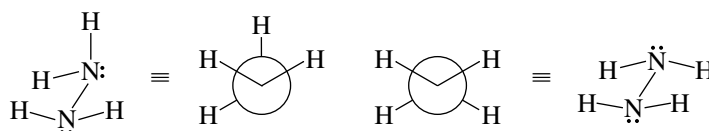


- 3.14** Since the two conformations are of approximately equal stability when $R = H$, it is reasonable to expect that the most stable conformation when $R = CH_3$ will have the CH_3 group equatorial.

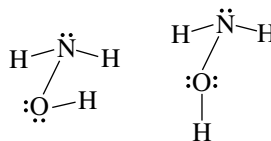


$R = H$: both conformations similar in energy
 $R = CH_3$: most stable conformation has CH_3 equatorial

- 3.15** (a) Recall that a neutral nitrogen atom has three covalent bonds and an unshared electron pair. The three bonds are arranged in a trigonal pyramidal manner around each nitrogen in hydrazine (H_2NNH_2).

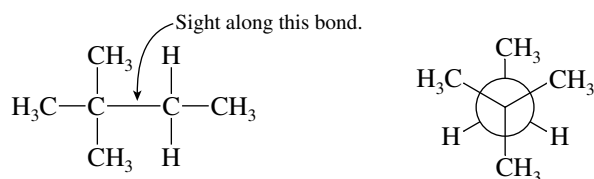


- (b) The O—H proton may be anti to one N—H proton and gauche to the other (left) or it may be gauche to both (right).

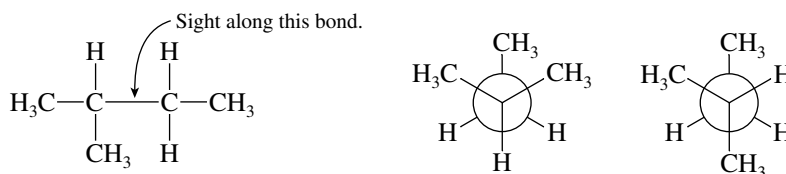


- 3.16** Conformation (a) is the most stable; all its bonds are staggered. Conformation (c) is the least stable; all its bonds are eclipsed.

- 3.17** (a) First write out the structural formula of 2,2-dimethylbutane in order to identify the substituent groups attached to C-2 and C-3. As shown at left, C-2 bears three methyl groups, and C-3 bears two hydrogens and a methyl group. The most stable conformation is the staggered one shown at right. All other staggered conformations are equivalent to this one.

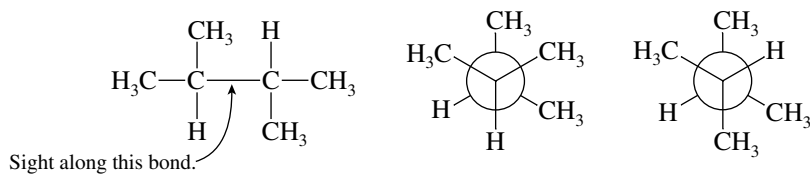


- (b) The constitution of 2-methylbutane and its two most stable conformations are shown.

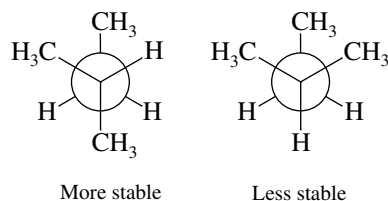


Both conformations are staggered. In one (left), the methyl group at C-3 is gauche to both of the C-2 methyls. In the other (right), the methyl group at C-3 is gauche to one of the C-2 methyls and anti to the other.

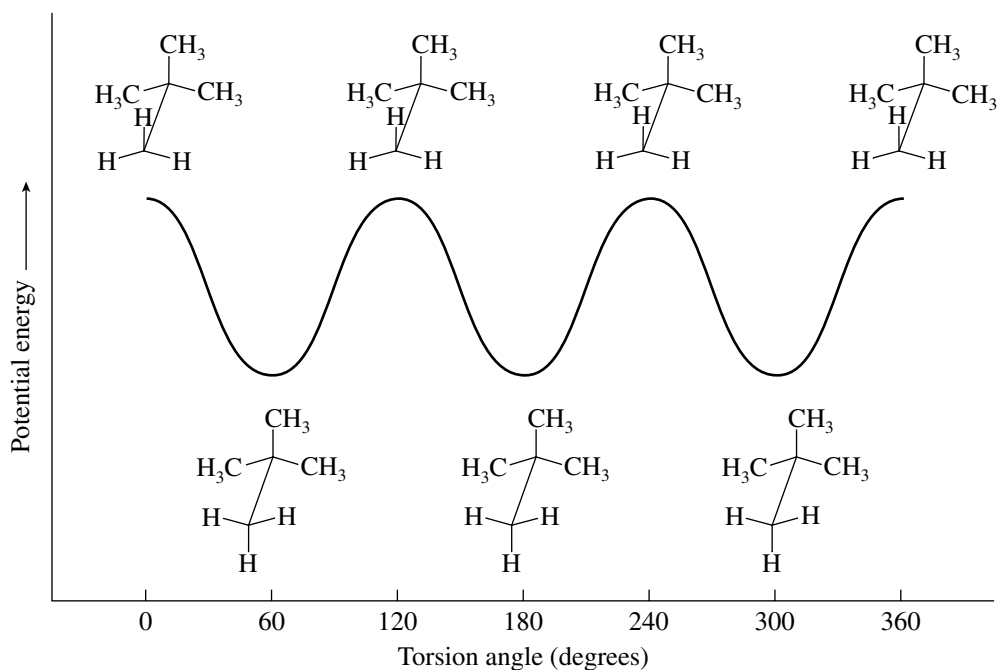
- (c) The hydrogens at C-2 and C-3 may be gauche to one another (left), or they may be anti (right).



- 3.18** The 2-methylbutane conformation with one gauche $\text{CH}_3 \cdots \text{CH}_3$ and one anti $\text{CH}_3 \cdots \text{CH}_3$ relationship is more stable than the one with two gauche $\text{CH}_3 \cdots \text{CH}_3$ relationships. The more stable conformation has less van der Waals strain.

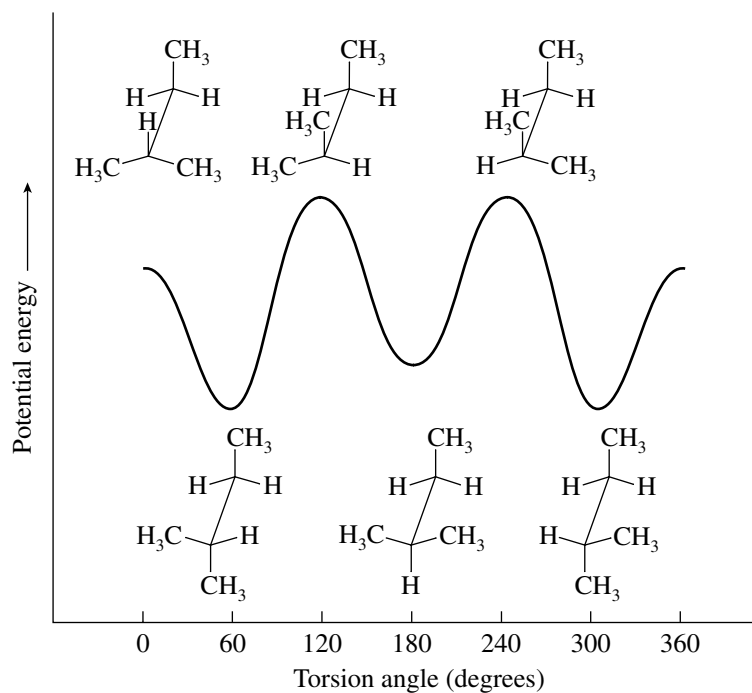


- 3.19** All the staggered conformations about the C-2—C-3 bond of 2,2-dimethylpropane are equivalent to one another and of equal energy; they represent potential energy minima. All the eclipsed conformations are equivalent and represent potential energy maxima.

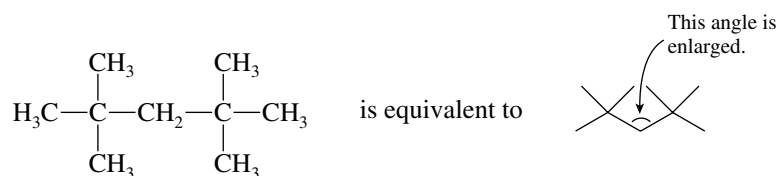


The shape of the potential energy profile for internal rotation in 2,2-dimethylpropane more closely resembles that of ethane than that of butane.

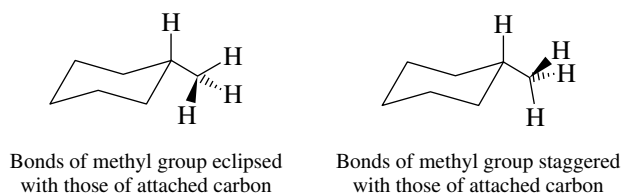
- 3.20** The potential energy diagram of 2-methylbutane more closely resembles that of butane than that of propane in that the three staggered forms are not all of the same energy. Similarly, not all of the eclipsed forms are of equal energy.



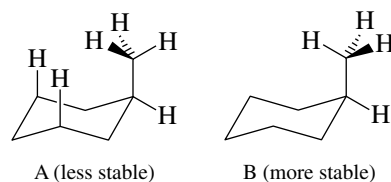
- 3.21 Van der Waals strain between the *tert*-butyl groups in 2,2,4,4-tetramethylpentane causes the C-2—C-3—C-4 angle to open to 125–128°.



- 3.22 The structure shown in the text is not the most stable conformation, because the bonds of the methyl group are eclipsed with those of the ring carbon to which it is attached. The most stable conformation has the bonds of the methyl group and its attached carbon in a staggered relationship.



- 3.23 Structure A has the hydrogens of its methyl group eclipsed with the ring bonds and is less stable than B. The methyl group in structure B has its bonds and those of its attached ring carbon in a staggered relationship.



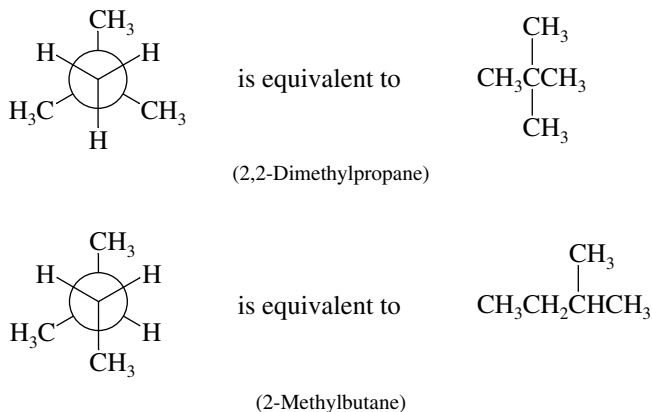
Furthermore, two of the hydrogens of the methyl group of A are uncomfortably close to two axial hydrogens of the ring.

- 3.24 Conformation B is more stable than A. The methyl groups are rather close together in A, resulting in van der Waals strain between them. In B, the methyl groups are farther apart.

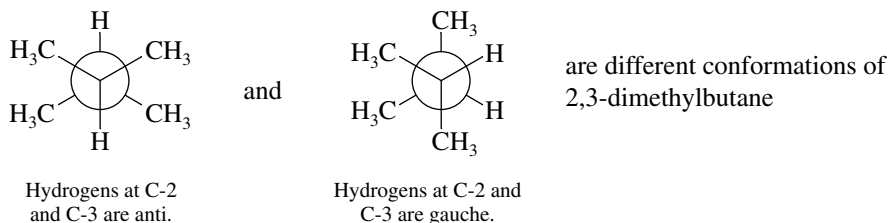
Van der Waals strain between cis methyl groups. Methyl groups remain cis, but are far apart.



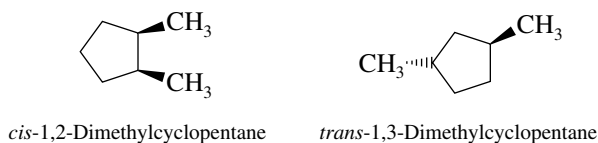
- 3.25 (a) By rewriting the structures in a form that shows the order of their atomic connections, it is apparent that the two structures are constitutional isomers.



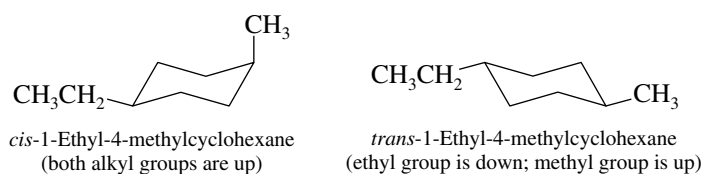
- (b) Both models represent alkanes of molecular formula C_6H_{14} . In each one the carbon chain is unbranched. The two models are different conformations of the same compound, $CH_3CH_2CH_2CH_2CH_2CH_3$ (hexane).
- (c) The two compounds have the same constitution; both are $(CH_3)_2CHCH(CH_3)_2$. The Newman projections represent different staggered conformations of the same molecule: in one the hydrogens are anti to each other, whereas in the other they are gauche.



- (d) The compounds differ in the *order* in which the atoms are connected. They are constitutional isomers. Although the compounds have different stereochemistry (one is *cis*, the other *trans*), they are not stereoisomers. Stereoisomers must have the same constitution.

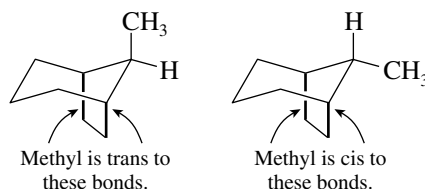


- (e) Both structures are *cis*-1-ethyl-4-methylcyclohexane (the methyl and ethyl groups are both “up”). In the structure on the left, the methyl is axial and the ethyl equatorial. The orientations are opposite to these in the structure on the right. The two structures are ring-flipped forms of each other—different conformations of the same compound.
- (f) The methyl and the ethyl groups are *cis* in the first structure but *trans* in the second. The two compounds are stereoisomers; they have the same constitution but differ in the arrangement of their atoms in space.

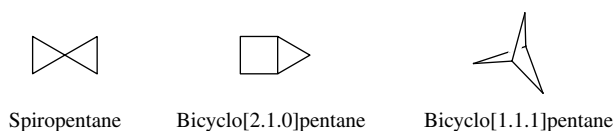


Do not be deceived because the six-membered rings look like ring-flipped forms. Remember, chair–chair interconversion converts all the equatorial bonds to axial and vice versa. Here the ethyl group is equatorial in both structures.

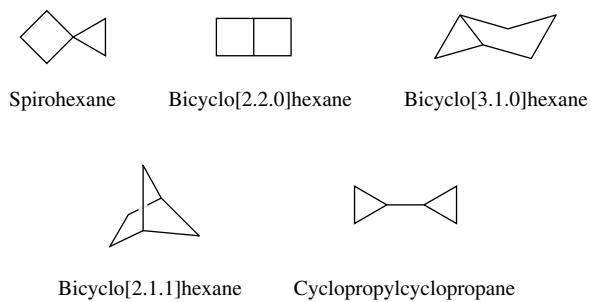
- (g) The two structures have the same constitution but differ in the arrangement of their atoms in space; they are stereoisomers. They are not different conformations of the same compound, because they are not related by rotation about C–C bonds. In the first structure as shown here the methyl group is *trans* to the darkened bonds, whereas in the second it is *cis* to these bonds.






- 3.26 (a) Three isomers of C_5H_8 contain two rings and have no alkyl substituents:



- (b) Five isomers of C_6H_{10} contain two rings and have no alkyl substituents:

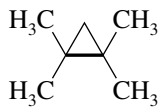
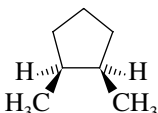



- 3.27 (a) The heat of combustion is highest for the hydrocarbon with the greatest number of carbons. Thus, cyclopropane, even though it is more strained than cyclobutane or cyclopentane, has the lowest heat of combustion.

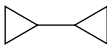


	Cyclopentane	Heat of combustion 3291 kJ/mol (786.6 kcal/mol)
	Cyclobutane	Heat of combustion 2721 kJ/mol (650.3 kcal/mol)
	Cyclopropane	Heat of combustion 2091 kJ/mol (499.8 kcal/mol)

A comparison of heats of combustion can only be used to assess relative stability when the compounds are isomers.

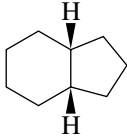
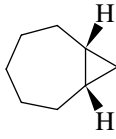
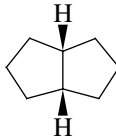
- (b) All these compounds have the molecular formula C_7H_{14} . They are isomers, and so the one with the most strain will have the highest heat of combustion.

	1,1,2,2-Tetramethylcyclopropane (high in angle strain; bonds are eclipsed; van der Waals strain between cis methyl groups)	Heat of combustion 4635 kJ/mol (1107.9 kcal/mol)
	<i>cis</i> -1,2-Dimethylcyclopentane (low angle strain; some torsional strain; van der Waals strain between cis methyl groups)	Heat of combustion 4590 kJ/mol (1097.1 kcal/mol)
	Methylcyclohexane (minimal angle, torsional, and van der Waals strain)	Heat of combustion 4565 kJ/mol (1091.1 kcal/mol)

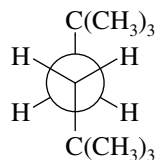
- (c) These hydrocarbons all have different molecular formulas. Their heats of combustion decrease with decreasing number of carbons, and comparisons of relative stability cannot be made.

	Cyclopropylcyclopropane (C ₆ H ₁₀)	Heat of combustion 3886 kJ/mol (928.8 kcal/mol)
	Spiropentane (C ₅ H ₈)	Heat of combustion 3296 kJ/mol (787.8 kcal/mol)
	Bicyclo[1.1.0]butane (C ₄ H ₆)	Heat of combustion 2648 kJ/mol (633.0 kcal/mol)

- (d) Bicyclo[3.3.0]octane and bicyclo[5.1.0]octane are isomers, and their heats of combustion can be compared on the basis of their relative stabilities. The three-membered ring in bicyclo[5.1.0]octane imparts a significant amount of angle strain to this isomer, making it less stable than bicyclo[3.3.0]octane. The third hydrocarbon, bicyclo[4.3.0]nonane, has a greater number of carbons than either of the others and has the largest heat of combustion.

	Bicyclo[4.3.0]nonane (C ₉ H ₁₆)	Heat of combustion 5652 kJ/mol (1350.9 kcal/mol)
	Bicyclo[5.1.0]octane (C ₈ H ₁₄)	Heat of combustion 5089 kJ/mol (1216.3 kcal/mol)
	Bicyclo[3.3.0]octane (C ₈ H ₁₄)	Heat of combustion 5016 kJ/mol (1198.9 kcal/mol)

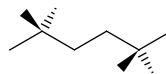
- 3.28 (a) The structural formula of 2,2,5,5-tetramethylhexane is (CH₃)₃CCH₂CH₂C(CH₃)₃. The substituents at C-3 are two hydrogens and a *tert*-butyl group. The substituents at C-4 are the same as those at C-3. The most stable conformation has the large *tert*-butyl groups anti to each other.



Anti conformation of
2,2,5,5-tetramethylhexane

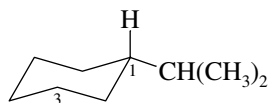
- (b) The zigzag conformation of 2,2,5,5-tetramethylhexane is an alternative way of expressing the same conformation implied in the Newman projection of part (a). It is more complete,

however, in that it also shows the spatial arrangement of the substituents attached to the main chain.

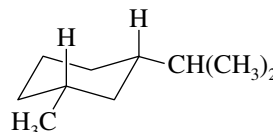


2,2,5,5-Tetramethylhexane

- (c) An isopropyl group is bulkier than a methyl group, and will have a greater preference for an equatorial orientation in the most stable conformation of *cis*-1-isopropyl-3-methylcyclohexane. Draw a chair conformation of cyclohexane, and place an isopropyl group in an equatorial position.

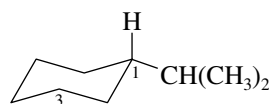


Notice that the equatorial isopropyl group is down on the carbon atom to which it is attached. Add a methyl group to C-3 so that it is also down.

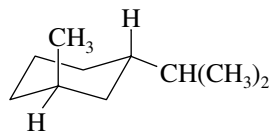


Both substituents are equatorial in the most stable conformation of *cis*-1-isopropyl-3-methylcyclohexane.

- (d) One substituent is up and the other is down in the most stable conformation of *trans*-1-isopropyl-3-methylcyclohexane. Begin as in part (c) by placing an isopropyl group in an equatorial orientation on a chair conformation of cyclohexane.

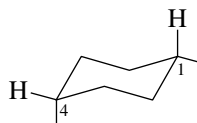


To be *trans* to the C-1 isopropyl group, the C-3 methyl group must be up.

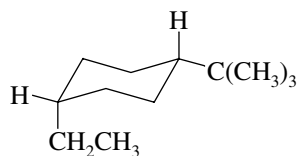


The bulkier isopropyl group is equatorial and the methyl group axial in the most stable conformation.

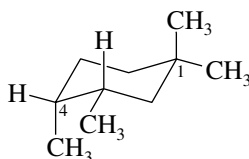
- (e) To be *cis* to each other, one substituent must be axial and the other equatorial when they are located at positions 1 and 4 on a cyclohexane ring.



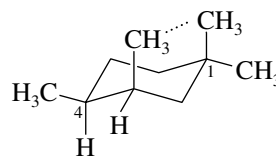
Place the larger substituent (the *tert*-butyl group) at the equatorial site and the smaller substituent (the ethyl group) at the axial one.



- (f) First write a chair conformation of cyclohexane, then add two methyl groups at C-1, and draw in the axial and equatorial bonds at C-3 and C-4. Next, add methyl groups to C-3 and C-4 so that they are *cis* to each other. There are two different ways that this can be accomplished: either the C-3 and C-4 methyl groups are both up or they are both down.

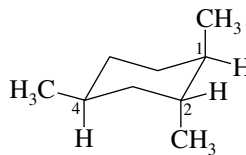
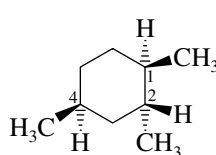


More stable chair conformation: C-3 methyl group is equatorial; no van der Waals strain between axial C-1 methyl group and C-3 methyl

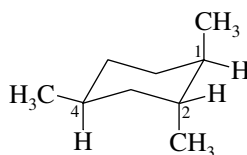


Less stable chair conformation: C-3 methyl group is axial; strong van der Waals strain between axial C-1 and C-3 methyl groups

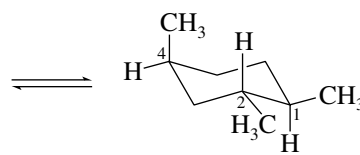
- (g) Draw the projection formula as a chair conformation.



Check to see if this is the most stable conformation by writing its ring-flipped form.



Less stable conformation: two axial methyl groups

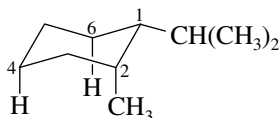


More stable conformation: one axial methyl group

The ring-flipped form, with two equatorial methyl groups and one axial methyl group, is more stable than the originally drawn conformation, with two axial ethyl groups and one equatorial methyl group.

- 3.29** Begin by writing each of the compounds in its most stable conformation. Compare them by examining their conformations for sources of strain, particularly van der Waals strain arising from groups located too close together in space.

- (a) Its axial methyl group makes the *cis* stereoisomer of 1-isopropyl-2-methylcyclohexane less stable than the *trans*.



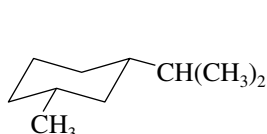
cis-1-Isopropyl-2-methylcyclohexane
(less stable stereoisomer)



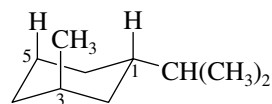
trans-1-Isopropyl-2-methylcyclohexane
(more stable stereoisomer)

The axial methyl group in the cis stereoisomer is involved in unfavorable repulsions with the C-4 and C-6 axial hydrogens indicated in the drawing.

- (b) Both groups are equatorial in the cis stereoisomer of 1-isopropyl-3-methylcyclohexane; cis is more stable than trans in 1,3-disubstituted cyclohexanes.

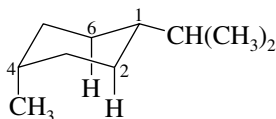


cis-1-Isopropyl-3-methylcyclohexane
(more stable stereoisomer; both groups are equatorial)



trans-1-Isopropyl-3-methylcyclohexane
(less stable stereoisomer; methyl group is axial and involved in repulsions with axial hydrogens at C-1 and C-5)

- (c) The more stable stereoisomer of 1,4-disubstituted cyclohexanes is the *trans*; both alkyl groups are equatorial in *trans*-1-isopropyl-4-methylcyclohexane.

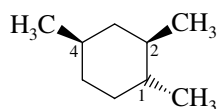


cis-1-Isopropyl-4-methylcyclohexane
(less stable stereoisomer; methyl group is axial and involved in repulsions with axial hydrogens at C-2 and C-6)

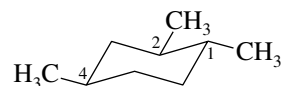


trans-1-Isopropyl-4-methylcyclohexane
(more stable stereoisomer; both groups are equatorial)

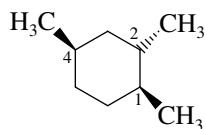
- (d) The first stereoisomer of 1,2,4-trimethylcyclohexane is the more stable one. All its methyl groups are equatorial in its most stable conformation. The most stable conformation of the second stereoisomer has one axial and two equatorial methyl groups.



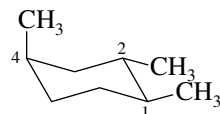
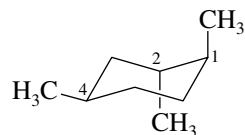
More stable stereoisomer



All methyl groups equatorial in most stable conformation

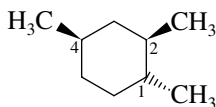


Less stable stereoisomer

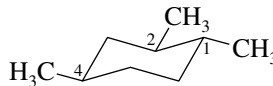


One axial methyl group in most stable conformation

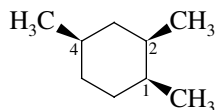
- (e) The first stereoisomer of 1,2,4-trimethylcyclohexane is the more stable one here, as it was in part (d). All its methyl groups are equatorial, but one of the methyl groups is axial in the most stable conformation of the second stereoisomer.



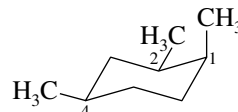
More stable stereoisomer



All methyl groups equatorial in most stable conformation

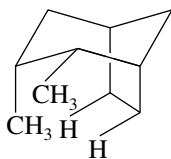
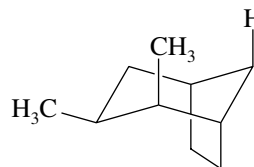


Less stable stereoisomer

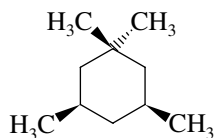


One axial methyl group in most stable conformation

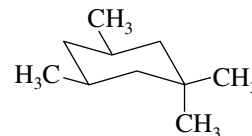
- (f) Each stereoisomer of 2,3-dimethylbicyclo[3.2.1]octane has one axial and one equatorial methyl group. The first one, however, has a close contact between its axial methyl group and both methylene groups of the two-carbon bridge. The second stereoisomer has repulsions with only one axial methylene group; it is more stable.

Less stable stereoisomer
(more van der Waals strain)More stable stereoisomer
(less van der Waals strain)

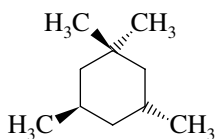
- 3.30** First write structural formulas showing the relative stereochemistries and the preferred conformations of the two stereoisomers of 1,1,3,5-tetramethylcyclohexane.



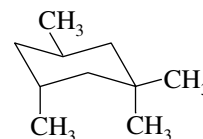
written in its most stable conformation as



cis-1,1,3,5-Tetramethylcyclohexane



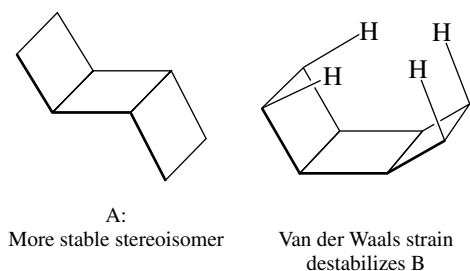
written in its most stable conformation as



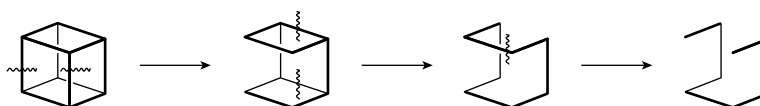
trans-1,1,3,5-Tetramethylcyclohexane

The *cis* stereoisomer is more stable than the *trans*. It exists in a conformation with only one axial methyl group, while the *trans* stereoisomer has two axial methyl groups in close contact with each other. The *trans* stereoisomer is destabilized by van der Waals strain.

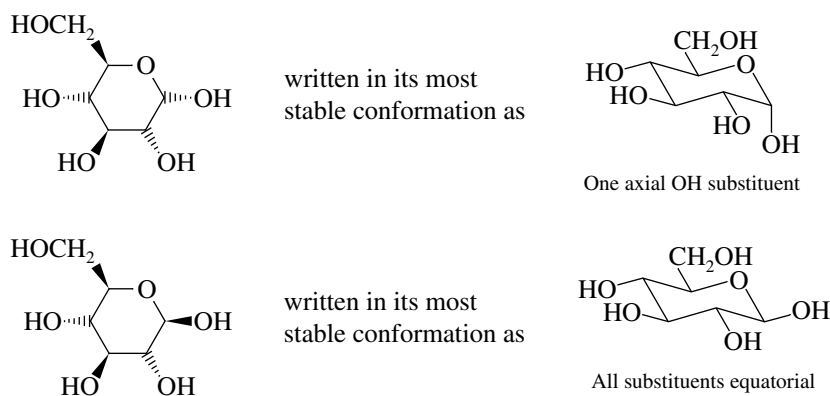
- 3.31 Both structures have approximately the same degree of angle strain and of torsional strain. Structure B has more van der Waals strain than A because two pairs of hydrogens (shown here) approach each other at distances that are rather close.



- 3.32 Five bond cleavages are required to convert cubane to a noncyclic skeleton; cubane is pentacyclic.

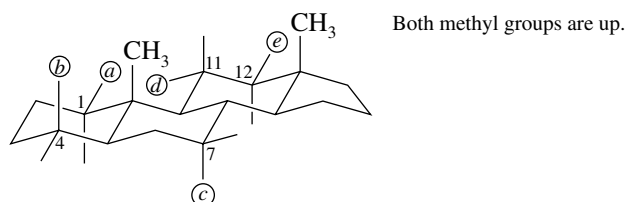


- 3.33 Conformational representations of the two different forms of glucose are drawn in the usual way. An oxygen atom is present in the six-membered ring, and we are told in the problem that the ring exists in a chair conformation.



The two structures are not interconvertible by ring flipping; therefore they are not different conformations of the same molecule. Remember, ring flipping transforms all axial substituents to equatorial ones and vice versa. The two structures differ with respect to only one substituent; they are *stereoisomers* of each other.

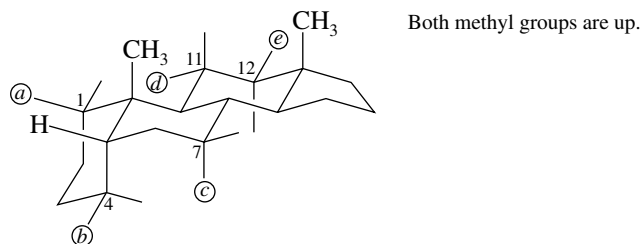
- 3.34 This problem is primarily an exercise in correctly locating equatorial and axial positions in cyclohexane rings that are joined together into a steroid skeleton. Parts (a) through (e) are concerned with positions 1, 4, 7, 11, and 12 in that order. The following diagram shows the orientation of axial and equatorial bonds at each of those positions.



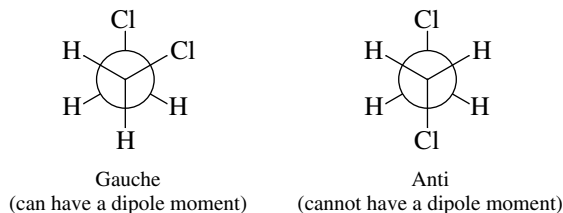
- (a) At C-1 the bond that is cis to the methyl groups is equatorial (up).
 (b) At C-4 the bond that is cis to the methyl groups is axial (up).

- (c) At C-7 the bond that is trans to the methyl groups is axial (down).
 (d) At C-11 the bond that is trans to the methyl groups is equatorial (down).
 (e) At C-12 the bond that is cis to the methyl groups is equatorial (up).

3.35 Analyze this problem in exactly the same way as the preceding one by locating the axial and equatorial bonds at each position. It will be seen that the only differences are those at C-1 and C-4.



- (a) At C-1 the bond that is cis to the methyl groups is axial (up).
 (b) At C-4 the bond that is cis to the methyl groups is equatorial (up).
 (c) At C-7 the bond that is trans to the methyl groups is axial (down).
 (d) At C-11 the bond that is trans to the methyl groups is equatorial (down).
 (e) At C-12 the bond that is cis to the methyl groups is equatorial (up).
- 3.36** (a) The torsion angle between chlorine substituents is 60° in the gauche conformation and 180° in the anti conformation of $\text{ClCH}_2\text{CH}_2\text{Cl}$.



- (b) All the individual bond dipole moments cancel in the anti conformation of $\text{ClCH}_2\text{CH}_2\text{Cl}$, and this conformation has no dipole moment. Since $\text{ClCH}_2\text{CH}_2\text{Cl}$ has a dipole moment of 1.12 D, it can exist entirely in the gauche conformation or it can be a mixture of anti and gauche conformations, but it cannot exist entirely in the anti conformation. Statement 1 is false.

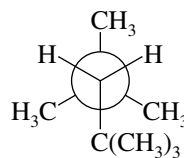
3.37–3.40 Solutions to molecular modeling exercises are not provided in this *Study Guide and Solutions Manual*. You should use *Learning By Modeling* for these exercises.

SELF-TEST

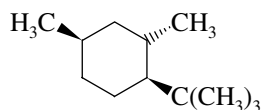
PART A

- A-1.** Draw Newman projections for both the gauche and the anti conformations of 1-chloropropane, $\text{CH}_3\text{CH}_2\text{CH}_2\text{Cl}$. Sight along the C-1, C-2 bond (the chlorine is attached to C-1).
- A-2.** Write Newman projection formulas for
- (a) The least stable conformation of butane
- (b) Two different staggered conformations of $\text{CHCl}_2\text{CHCl}_2$

- A-3. Give the correct IUPAC name for the compound represented by the following Newman projection.

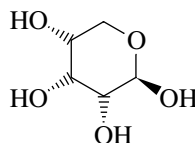


- A-4. Write the structure of the most stable conformation of the *less* stable stereoisomer of 1-*tert*-butyl-3-methylcyclohexane.
- A-5. Draw the most stable conformation of the following substance:

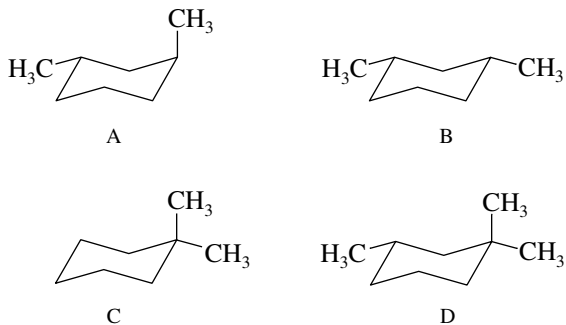


Which substituents are axial and which equatorial?

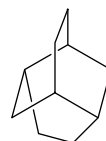
- A-6. A wedge-and-dash representation of a form of ribose (called β -D-ribofuranose) is shown here. Draw the most stable chair conformation of this substance.



- A-7. Consider compounds A, B, C, and D.



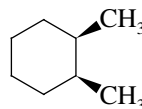
- (a) Which one is a constitutional isomer of two others?
 (b) Which two are stereoisomers of one another?
 (c) Which one has the highest heat of combustion?
 (d) Which one has the stereochemical descriptor *trans* in its name?
- A-8. Draw clear depictions of two nonequivalent chair conformations of *cis*-1-isopropyl-4-methylcyclohexane, and indicate which is more stable.
- A-9. Which has the lower heat of combustion, *cis*-1-ethyl-3-methylcyclohexane or *cis*-1-ethyl-4-methylcyclohexane?
- A-10. The hydrocarbon shown is called twistane. Classify twistane as monocyclic, bicyclic, etc. What is the molecular formula of twistane?



- A-11.** Sketch an approximate potential energy diagram similar to those shown in the text (Figures 3.4 and 3.7) for rotation about a carbon–carbon bond in 2-methylpropane. Does the form of the potential energy curve more closely resemble that of ethane or that of butane?
- A-12.** Draw the structure of the sulfur-containing heterocyclic compound that has a structure analogous to that of tetrahydrofuran.

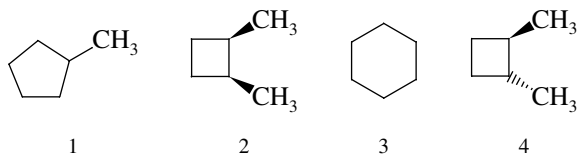
PART B

- B-1.** Which of the listed terms best describes the relationship between the methyl groups in the chair conformation of the substance shown?



- (a) Eclipsed (c) Anti
(b) Trans (d) Gauche

- B-2.** Rank the following substances in order of decreasing heat of combustion (largest \rightarrow smallest).



- (a) $1 > 2 > 4 > 3$ (c) $3 > 4 > 2 > 1$
(b) $2 > 4 > 1 > 3$ (d) $1 > 3 > 2 > 4$

- B-3.** Which of the following statements best describes the most stable conformation of *trans*-1,3-dimethylcyclohexane?

- (a) Both methyl groups are axial.
(b) Both methyl groups are equatorial.
(c) One methyl group is axial, the other equatorial.
(d) The molecule is severely strained and cannot exist.

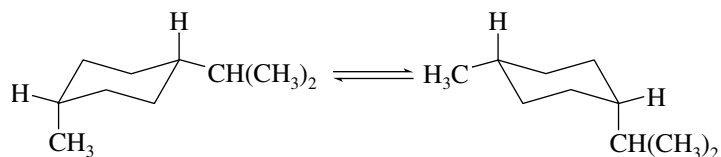
- B-4.** Compare the stability of the following two compounds:

A: *cis*-1-Ethyl-3-methylcyclohexane

B: *trans*-1-Ethyl-3-methylcyclohexane

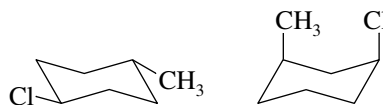
- (a) A is more stable.
(b) B is more stable.
(c) A and B are of equal stability.
(d) No comparison can be made.

- B-5.** What, if anything, can be said about the magnitude of the equilibrium constant K for the following process?



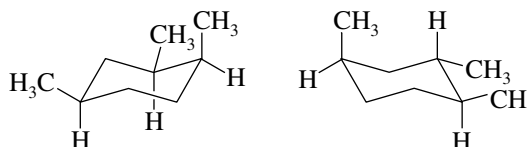
- (a) $K = 1$ (c) $K < 1$
(b) $K > 1$ (d) No estimate of K can be made.

B-6. What is the relationship between the two structures shown?



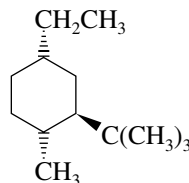
- (a) Constitutional isomers
 (b) Stereoisomers
 (c) Different drawings of the same conformation of the same compound
 (d) Different conformations of the same compound

B-7. The two structures shown here are _____ each other.



- (a) identical with (c) constitutional isomers of
 (b) conformations of (d) stereoisomers of

B-8. The most stable conformation of the following compound has

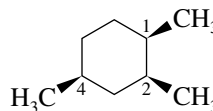


- (a) An axial methyl group and an axial ethyl group
 (b) An axial methyl group and an equatorial ethyl group
 (c) An axial *tert*-butyl group
 (d) An equatorial methyl group and an equatorial ethyl group
 (e) An equatorial methyl group and an axial ethyl group

B-9. Which of the following statements is *not* true concerning the chair–chair interconversion of *trans*-1,2-diethylcyclohexane?

- (a) An axial group will be changed into the equatorial position.
 (b) The energy of repulsions present in the molecule will be changed.
 (c) Formation of the *cis* substance will result.
 (d) One chair conformation is more stable than the other.

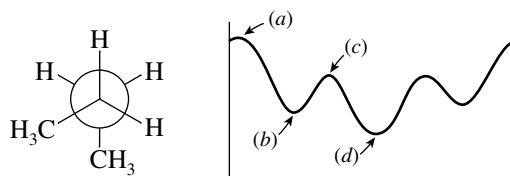
B-10. The *most stable* conformation of the compound



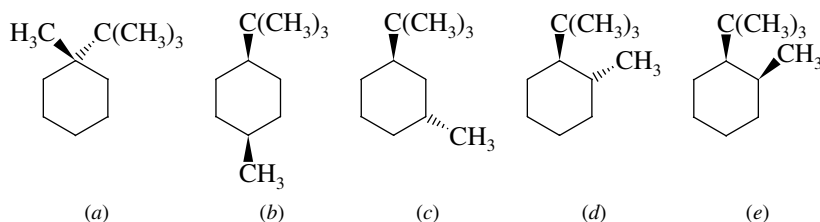
(in which all methyl groups are *cis* to one another) has:

- (a) All methyl groups axial
 (b) All methyl groups equatorial
 (c) Equatorial methyl groups at C-1 and C-2
 (d) Equatorial methyl groups at C-1 and C-4
 (e) Equatorial methyl groups at C-2 and C-4

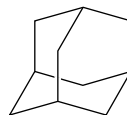
- B-11.** Which point on the potential energy diagram is represented by the Newman projection shown?



- B-12.** Which of the following statements is true?
- Van der Waals strain in *cis*-1,2-dimethylcyclopropane is the principal reason for its decreased stability relative to the *trans* isomer.
 - Cyclohexane gives off more heat per CH_2 group on being burned in air than any other cycloalkane.
 - The principal source of strain in the boat conformation of cyclohexane is angle strain.
 - The principal source of strain in the *gauche* conformation of butane is torsional strain.
- B-13.** Which one of the following has an equatorial methyl group in its most stable conformation?



- B-14.** The structure shown is the carbon skeleton of *adamantane*, a symmetrical hydrocarbon having a structure that is a section of the diamond lattice.



Adamantane is:

- Bicyclic
- Tricyclic
- Tetracyclic
- Pentacyclic



CHAPTER 4

ALCOHOLS AND ALKYL HALIDES

SOLUTIONS TO TEXT PROBLEMS

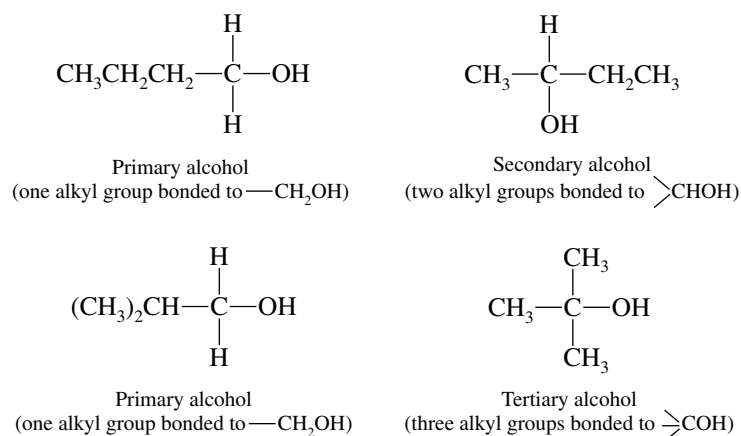
- 4.1 There are four C_4H_9 alkyl groups, and so there are four C_4H_9Cl alkyl chlorides. Each may be named by both the functional class and substitutive methods. The functional class name uses the name of the alkyl group followed by the halide as a second word. The substitutive name modifies the name of the corresponding alkane to show the location of the halogen atom.

	Functional class name	Substitutive name
$CH_3CH_2CH_2CH_2Cl$	<i>n</i> -Butyl chloride (Butyl chloride)	1-Chlorobutane
$\begin{array}{c} CH_3CHCH_2CH_3 \\ \\ Cl \end{array}$	<i>sec</i> -Butyl chloride (1-Methylpropyl chloride)	2-Chlorobutane
$\begin{array}{c} CH_3CHCH_2Cl \\ \\ CH_3 \end{array}$	Isobutyl chloride (2-Methylpropyl chloride)	1-Chloro-2-methylpropane
$\begin{array}{c} CH_3 \\ \\ CH_3CCH_3 \\ \\ Cl \end{array}$	<i>tert</i> -Butyl chloride (1,1-Dimethylethyl chloride)	2-Chloro-2-methylpropane

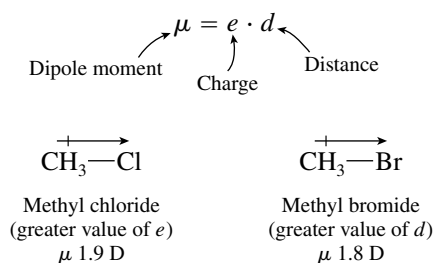
- 4.2 Alcohols may also be named using both the functional class and substitutive methods, as in the previous problem.

	Functional class name	Substitutive name
$\text{CH}_3\text{CH}_2\text{CH}_2\text{CH}_2\text{OH}$	<i>n</i> -Butyl alcohol (Butyl alcohol)	1-Butanol
$\begin{array}{c} \text{CH}_3\text{CHCH}_2\text{CH}_3 \\ \\ \text{OH} \end{array}$	<i>sec</i> -Butyl alcohol (1-Methylpropyl alcohol)	2-Butanol
$\begin{array}{c} \text{CH}_3\text{CHCH}_2\text{OH} \\ \\ \text{CH}_3 \end{array}$	Isobutyl alcohol (2-Methylpropyl alcohol)	2-Methyl-1-propanol
$\begin{array}{c} \text{CH}_3 \\ \\ \text{CH}_3\text{CCH}_3 \\ \\ \text{OH} \end{array}$	<i>tert</i> -Butyl alcohol (1,1-Dimethylethyl alcohol)	2-Methyl-2-propanol

4.3 Alcohols are classified as primary, secondary, or tertiary according to the number of carbon substituents attached to the carbon that bears the hydroxyl group.

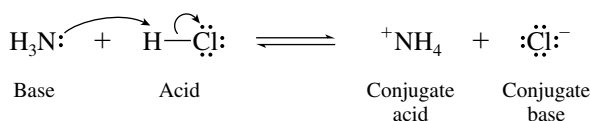


4.4 Dipole moment is the product of charge and distance. Although the electron distribution in the carbon–chlorine bond is more polarized than that in the carbon–bromine bond, this effect is counterbalanced by the longer carbon–bromine bond distance.

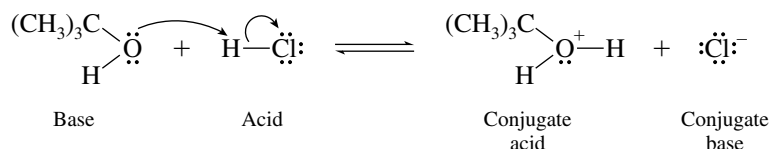


4.5 All the hydrogens in dimethyl ether (CH_3OCH_3) are bonded to carbon; therefore, intermolecular hydrogen bonding between dimethyl ether molecules does not take place, and its boiling point is lower than that of ethanol ($\text{CH}_3\text{CH}_2\text{OH}$), where hydrogen bonding involving the $-\text{OH}$ group is important.

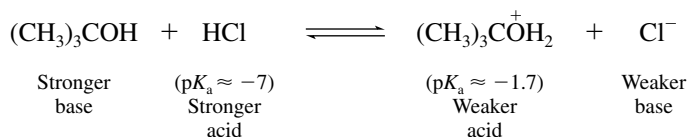
4.6 Ammonia is a base and abstracts (accepts) a proton from the acid (proton donor) hydrogen chloride.



- 4.7 Since the pK_a of HCN is given as 9.1, its $K_a = 10^{-9.1}$. In more conventional notation, $K_a = 8 \times 10^{-10}$. Hydrogen cyanide is a weak acid.
- 4.8 Hydrogen cyanide is a weak acid, but it is a stronger acid than water ($pK_a = 15.7$). Since HCN is a stronger acid than water, its conjugate base (CN^-) is a weaker base than hydroxide (HO^-), which is the conjugate base of water.
- 4.9 An unshared electron pair on oxygen abstracts the proton from hydrogen chloride.

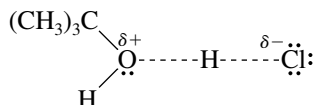


- 4.10 In any proton-transfer process, the position of equilibrium favors formation of the weaker acid and the weaker base from the stronger acid and base. Alkyloxonium ions (ROH_2^+) have approximately the same acidity as hydronium ion (H_3O^+ , $pK_a = -1.7$). Thus hydrogen chloride ($pK_a \approx -7$) is the stronger acid. *tert*-Butyl alcohol is the stronger base because it is the conjugate of the weaker acid (*tert*-butyloxonium ion).



The equilibrium constant for proton transfer from hydrogen chloride to *tert*-butyl alcohol is much greater than 1.

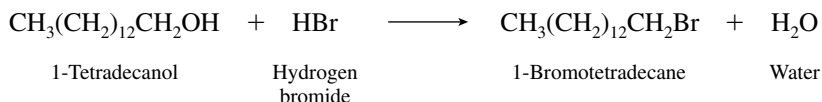
- 4.11 The proton being transferred is partially bonded to the oxygen of *tert*-butyl alcohol and to chloride at the transition state.



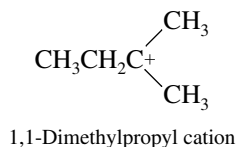
- 4.12 (b) Hydrogen chloride converts tertiary alcohols to tertiary alkyl chlorides.



- (c) 1-Tetradecanol is a primary alcohol having an unbranched 14-carbon chain. Hydrogen bromide reacts with primary alcohols to give the corresponding primary alkyl bromide.



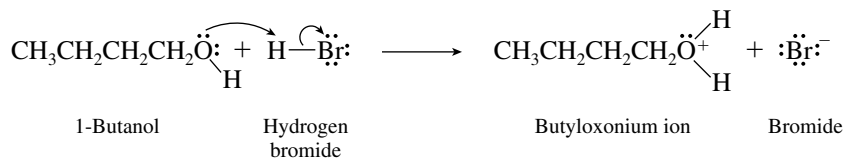
- 4.13 The order of carbocation stability is tertiary > secondary > primary. There is only one $C_5H_{11}^+$ carbocation that is tertiary, and so that is the most stable one.



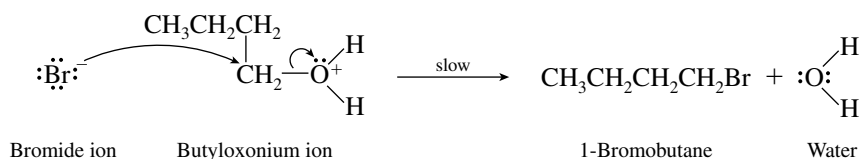
- 4.14 1-Butanol is a primary alcohol; 2-butanol is a secondary alcohol. A carbocation intermediate is possible in the reaction of 2-butanol with hydrogen bromide but not in the corresponding reaction of 1-butanol.

The mechanism of the reaction of 1-butanol with hydrogen bromide proceeds by displacement of water by bromide ion from the protonated form of the alcohol (the alkyloxonium ion).

Protonation of the alcohol:



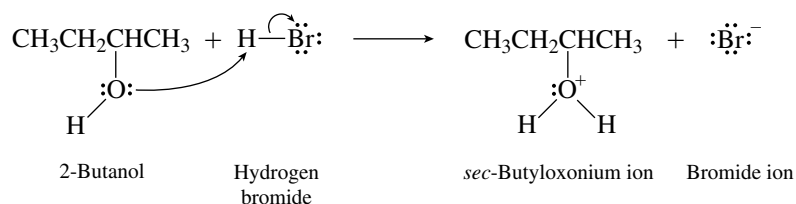
Displacement of water by bromide:



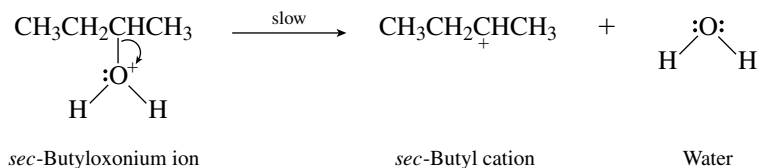
The slow step, displacement of water by bromide from the oxonium ion, is bimolecular. The reaction of 1-butanol with hydrogen bromide follows the $\text{S}_{\text{N}}2$ mechanism.

The reaction of 2-butanol with hydrogen bromide involves a carbocation intermediate.

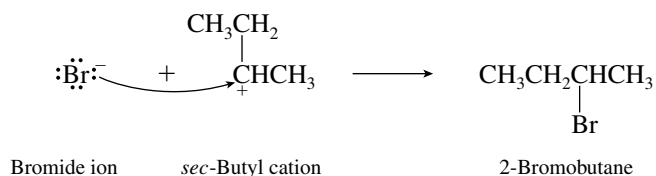
Protonation of the alcohol:



Dissociation of the oxonium ion:

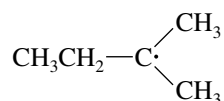


Capture of *sec*-butyl cation by bromide:

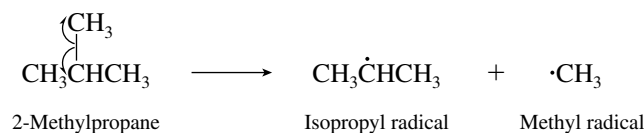
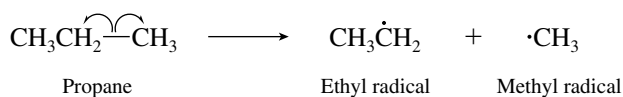


The slow step, dissociation of the oxonium ion, is unimolecular. The reaction of 2-butanol with hydrogen bromide follows the $\text{S}_{\text{N}}1$ mechanism.

- 4.15 The most stable alkyl free radicals are tertiary. The tertiary free radical having the formula C_5H_{11} has the same skeleton as the carbocation in Problem 4.13.

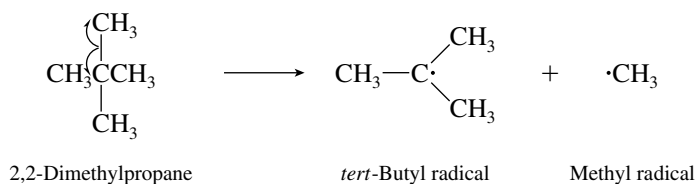


- 4.16 (b) Writing the equations for carbon–carbon bond cleavage in propane and in 2-methylpropane, we see that a primary ethyl radical is produced by a cleavage of propane whereas a secondary isopropyl radical is produced by cleavage of 2-methylpropane.



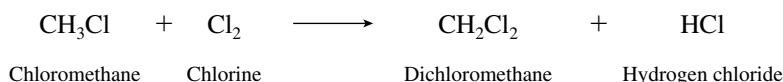
A secondary radical is more stable than a primary one, and so carbon–carbon bond cleavage of 2-methylpropane requires less energy than carbon–carbon bond cleavage of propane.

- (c) Carbon–carbon bond cleavage of 2,2-dimethylpropane gives a tertiary radical.

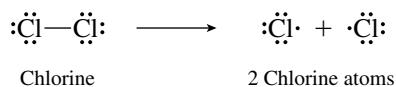


As noted in part (b), a secondary radical is produced on carbon–carbon bond cleavage of 2-methylpropane. We therefore expect a lower carbon–carbon bond dissociation energy for 2,2-dimethylpropane than for 2-methylpropane, since a tertiary radical is more stable than a secondary one.

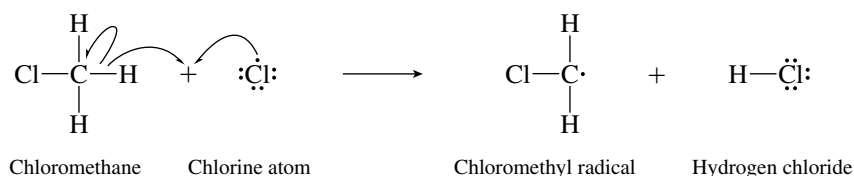
- 4.17 First write the equation for the overall reaction.



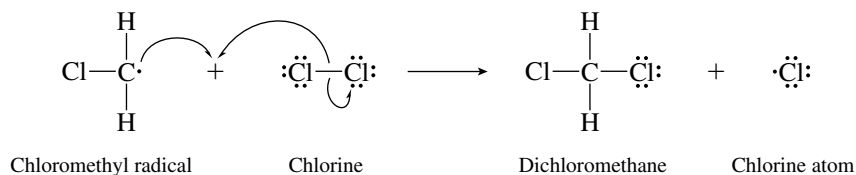
The initiation step is dissociation of chlorine to two chlorine atoms.



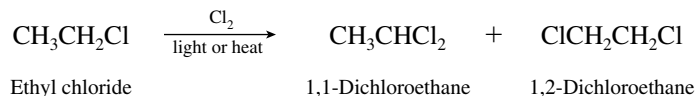
A chlorine atom abstracts a hydrogen atom from chloromethane in the first propagation step.



Chloromethyl radical reacts with Cl₂ in the next propagation step.



- 4.18 Writing the structural formula for ethyl chloride reveals that there are two nonequivalent sets of hydrogen atoms, in either of which a hydrogen is capable of being replaced by chlorine.



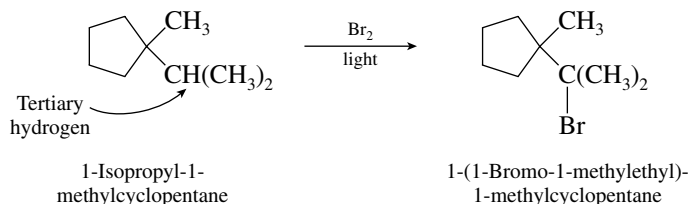
The two dichlorides are 1,1-dichloroethane and 1,2-dichloroethane.

- 4.19 Propane has six primary hydrogens and two secondary. In the chlorination of propane, the relative proportions of hydrogen atom removal are given by the product of the statistical distribution and the relative rate per hydrogen. Given that a secondary hydrogen is abstracted 3.9 times faster than a primary one, we write the expression for the amount of chlorination at the primary relative to that at the secondary position as:

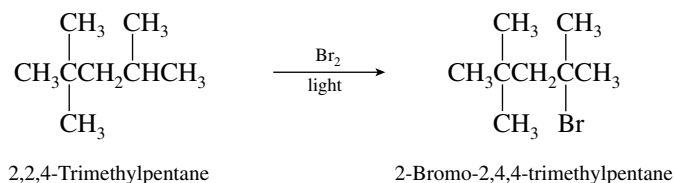
$$\frac{\text{Number of primary hydrogens} \times \text{rate of abstraction of primary hydrogen}}{\text{Number of secondary hydrogens} \times \text{rate of abstraction of a secondary hydrogen}} = \frac{6 \times 1}{2 \times 3.9} = \frac{0.77}{1.00}$$

Thus, the percentage of propyl chloride formed is 0.77/1.77, or 43%, and that of isopropyl chloride is 57%. (The amounts actually observed are propyl 45%, isopropyl 55%.)

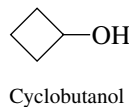
- 4.20 (b) In contrast with free-radical chlorination, alkane bromination is a highly selective process. The major organic product will be the alkyl bromide formed by substitution of a tertiary hydrogen with a bromine.



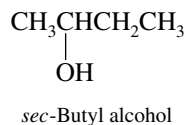
- (c) As in part (b), bromination results in substitution of a tertiary hydrogen.



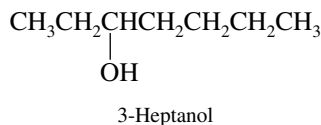
- 4.21 (a) Cyclobutanol has a hydroxyl group attached to a four-membered ring.



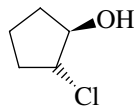
- (b) *sec*-Butyl alcohol is the functional class name for 2-butanol.



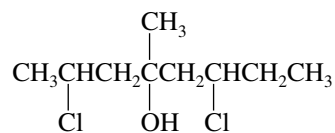
- (c) The hydroxyl group is at C-3 of an unbranched seven-carbon chain in 3-heptanol.



- (d) A chlorine at C-2 is on the opposite side of the ring from the C-1 hydroxyl group in *trans*-2-chlorocyclopentanol. Note that it is not necessary to assign a number to the carbon that bears the hydroxyl group; naming the compound as a derivative of cyclopentanol automatically requires the hydroxyl group to be located at C-1.

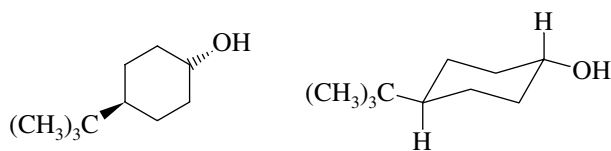
*trans*-2-Chlorocyclopentanol

- (e) This compound is an alcohol in which the longest continuous chain that incorporates the hydroxyl function has eight carbons. It bears chlorine substituents at C-2 and C-6 and methyl and hydroxyl groups at C-4.

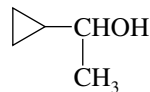


2,6-Dichloro-4-methyl-4-octanol

- (f) The hydroxyl group is at C-1 in *trans*-4-*tert*-butylcyclohexanol; the *tert*-butyl group is at C-4. The structures of the compound can be represented as shown at the left; the structure at the right depicts it in its most stable conformation.

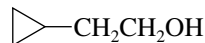
*trans*-4-*tert*-Butylcyclohexanol

- (g) The cyclopropyl group is on the same carbon as the hydroxyl group in 1-cyclopropylethanol.



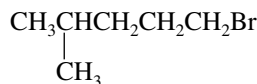
1-Cyclopropylethanol

- (h) The cyclopropyl group and the hydroxyl group are on adjacent carbons in 2-cyclopropylethanol.



2-Cyclopropylethanol

- 4.22** (a) This compound has a five-carbon chain that bears a methyl substituent and a bromine. The numbering scheme that gives the lower number to the substituent closest to the end of the chain is chosen. Bromine is therefore at C-1, and methyl is a substituent at C-4.



1-Bromo-4-methylpentane

- (b) This compound has the same carbon skeleton as the compound in part (a) but bears a hydroxyl group in place of the bromine and so is named as a derivative of 1-pentanol.



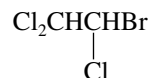
4-Methyl-1-pentanol

- (c) This molecule is a derivative of ethane and bears three chlorines and one bromine. The name 2-bromo-1,1,1-trichloroethane gives a lower number at the first point of difference than 1-bromo-2,2,2-trichloroethane.



2-Bromo-1,1,1-trichloroethane

- (d) This compound is a constitutional isomer of the preceding one. Regardless of which carbon the numbering begins at, the substitution pattern is 1,1,2,2. Alphabetical ranking of the halogens therefore dictates the direction of numbering. Begin with the carbon that bears bromine.



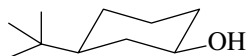
1-Bromo-1,2,2-trichloroethane

- (e) This is a trifluoro derivative of ethanol. The direction of numbering is dictated by the hydroxyl group, which is at C-1 in ethanol.

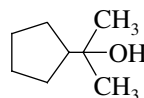


2,2,2-Trifluoroethanol

- (f) Here the compound is named as a derivative of cyclohexanol, and so numbering begins at the carbon that bears the hydroxyl group.

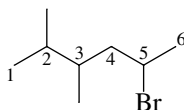
*cis*-3-*tert*-Butylcyclohexanol

- (g) This alcohol has its hydroxyl group attached to C-2 of a three-carbon continuous chain; it is named as a derivative of 2-propanol.



2-Cyclopentyl-2-propanol

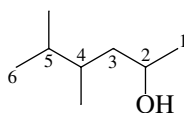
- (h) The six carbons that form the longest continuous chain have substituents at C-2, C-3, and C-5 when numbering proceeds in the direction that gives the lowest locants to substituents at the first point of difference. The substituents are cited in alphabetical order.



5-Bromo-2,3-dimethylhexane

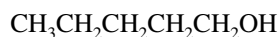
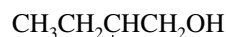
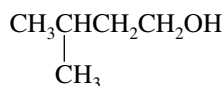
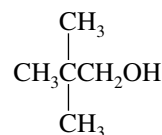
Had numbering begun in the opposite direction, the locants would be 2,4,5 rather than 2,3,5.

(i) Hydroxyl controls the numbering because the compound is named as an alcohol.

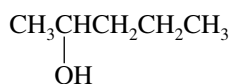
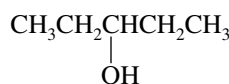
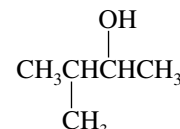


4,5-Dimethyl-2-hexanol

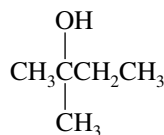
4.23 Primary alcohols are alcohols in which the hydroxyl group is attached to a carbon atom which has one alkyl substituent and two hydrogens. Four primary alcohols have the molecular formula $C_5H_{12}O$. The functional class name for each compound is given in parentheses.

1-Pentanol
(Pentyl alcohol)2-Methyl-1-butanol
(2-Methylbutyl alcohol)3-Methyl-1-butanol
(3-Methylbutyl alcohol)2,2-Dimethyl-1-propanol
(2,2-Dimethylpropyl alcohol)

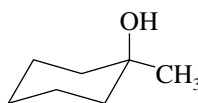
Secondary alcohols are alcohols in which the hydroxyl group is attached to a carbon atom which has two alkyl substituents and one hydrogen. There are three secondary alcohols of molecular formula $C_5H_{12}O$:

2-Pentanol
(1-Methylbutyl alcohol)3-Pentanol
(1-Ethylpropyl alcohol)3-Methyl-2-butanol
(1,2-Dimethylpropyl alcohol)

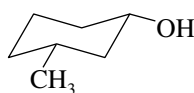
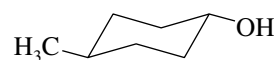
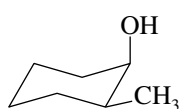
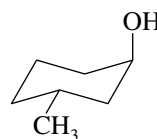
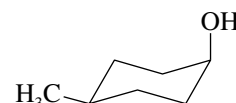
Only 2-methyl-2-butanol is a tertiary alcohol (three alkyl substituents on the hydroxyl-bearing carbon):

2-Methyl-2-butanol
(1,1-Dimethylpropyl alcohol)

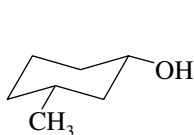
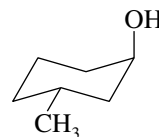
4.24 The first methylcyclohexanol to be considered is 1-methylcyclohexanol. The preferred chair conformation will have the larger methyl group in an equatorial orientation, whereas the smaller hydroxyl group will be axial.

Most stable conformation of
1-methylcyclohexanol

In the other isomers methyl and hydroxyl will be in a 1,2, 1,3, or 1,4 relationship and can be cis or trans in each. We can write the preferred conformation by recognizing that the methyl group will always be equatorial and the hydroxyl either equatorial or axial.

*trans*-2-Methylcyclohexanol*cis*-3-Methylcyclohexanol*trans*-4-Methylcyclohexanol*cis*-2-Methylcyclohexanol*trans*-3-Methylcyclohexanol*cis*-4-Methylcyclohexanol

- 4.25 The assumption is incorrect for the 3-methylcyclohexanols. *cis*-3-Methylcyclohexanol is more stable than *trans*-3-methylcyclohexanol because the methyl group and the hydroxyl group are both equatorial in the *cis* isomer, whereas one substituent must be axial in the *trans*.

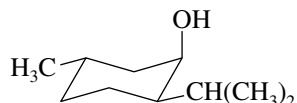
*cis*-3-Methylcyclohexanol more stable; *smaller* heat of combustion*trans*-3-Methylcyclohexanol less stable; *larger* heat of combustion

- 4.26 (a) The most stable conformation will be the one with all the substituents equatorial.

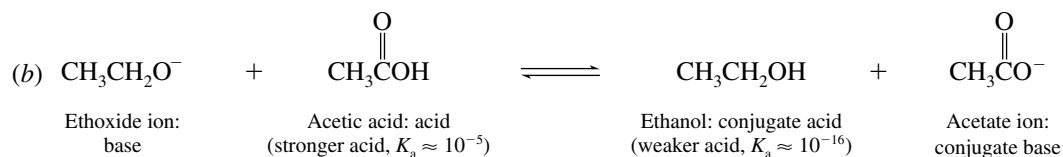
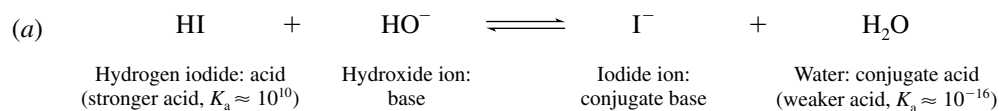


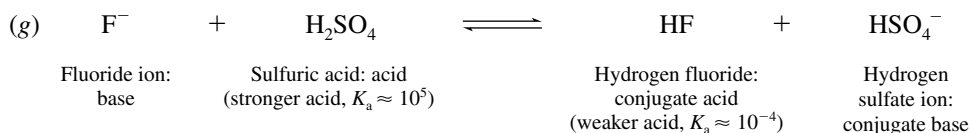
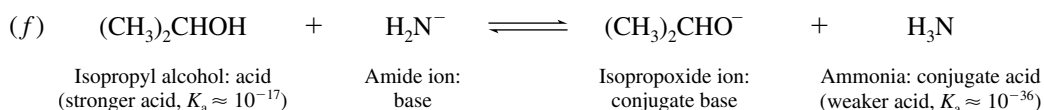
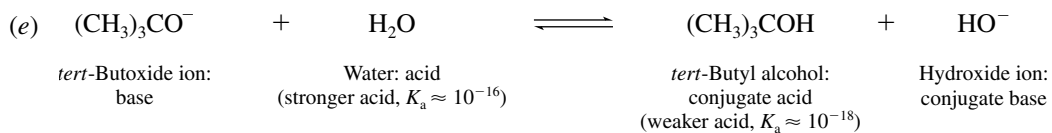
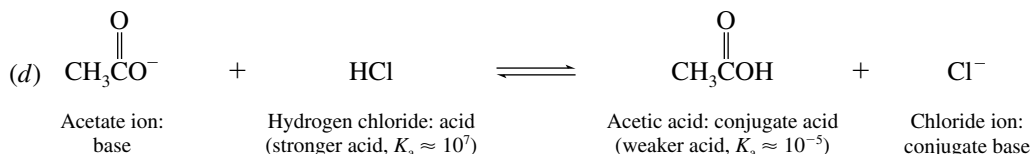
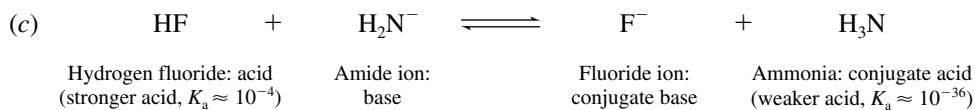
The hydroxyl group is *trans* to the isopropyl group and *cis* to the methyl group.

- (b) All three substituents need not always be equatorial; instead, one or two of them may be axial. Since neomenthol is the second most stable stereoisomer, we choose the structure with *one* axial substituent. Furthermore, we choose the structure with the smallest substituent (the hydroxyl group) as the axial one. Neomenthol is shown as follows:

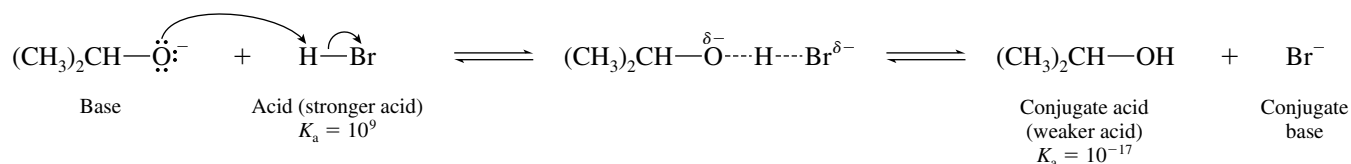


- 4.27 In all these reactions the negatively charged atom abstracts a proton from an acid.



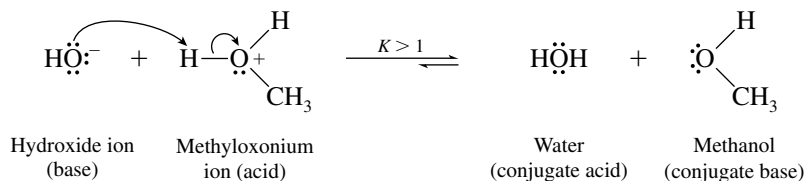


4.28 (a) The proton-transfer transition state can represent the following reaction, or its reverse:



When the reaction proceeds as drawn, the stronger acid (hydrogen bromide) is on the left, the weaker acid (isopropyl alcohol) is on the right, and the equilibrium lies to the right.

(b) Hydroxide is a strong base; methyloxonium ion is a strong acid.



4.29 (a) This problem reviews the relationship between logarithms and exponential numbers. We need to determine K_a , given $\text{p}K_a$. The equation that relates the two is

$$\text{p}K_a = -\log_{10} K_a$$

Therefore

$$\begin{aligned}
 K_a &= 10^{-\text{p}K_a} \\
 &= 10^{-3.48} \\
 &= 3.3 \times 10^{-4}
 \end{aligned}$$

(b) As described in part (a), $K_a = 10^{-pK_a}$, therefore K_a for vitamin C is given by the expression:

$$\begin{aligned} K_a &= 10^{-4.17} \\ &= 6.7 \times 10^{-5} \end{aligned}$$

(c) Similarly, $K_a = 1.8 \times 10^{-4}$ for formic acid (pK_a 3.75).

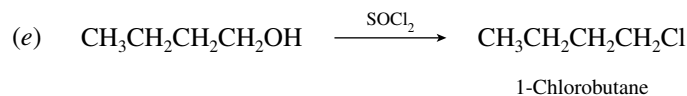
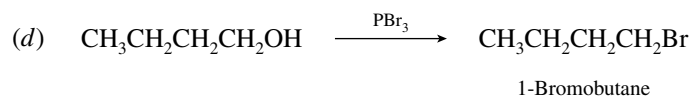
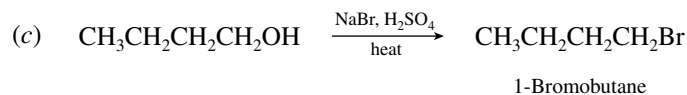
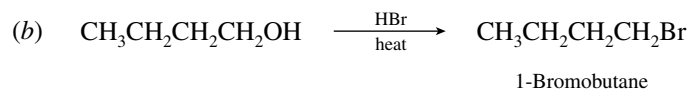
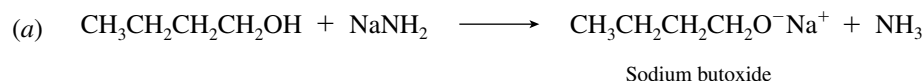
(d) $K_a = 6.5 \times 10^{-2}$ for oxalic acid (pK_a 1.19).

In ranking the acids in order of decreasing acidity, remember that the larger the equilibrium constant K_a , the stronger the acid; and the lower the pK_a value, the stronger the acid.

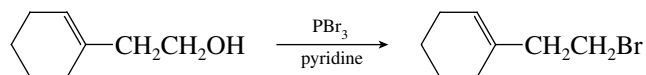
Acid	K_a	pK_a
Oxalic (strongest)	6.5×10^{-2}	1.19
Aspirin	3.3×10^{-4}	3.48
Formic acid	1.8×10^{-4}	3.75
Vitamin C (weakest)	6.7×10^{-5}	4.17

4.30 Because the pK_a of CH_3SH (11) is smaller than that of CH_3OH (16), CH_3SH is the stronger acid of the two. Its conjugate base (as in KSCH_3) is therefore weaker than the conjugate base of CH_3OH (as in KOCH_3).

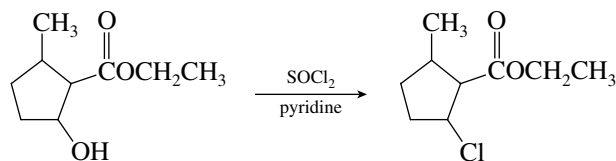
4.31 This problem illustrates the reactions of a primary alcohol with the reagents described in the chapter.



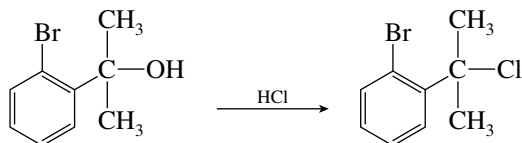
4.32 (a) This reaction was used to convert the primary alcohol to the corresponding bromide in 60% yield.



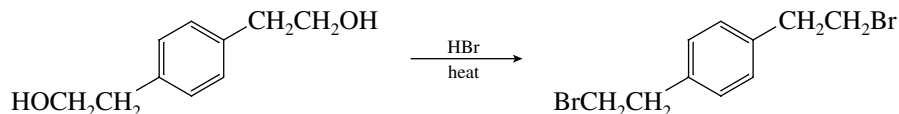
(b) Thionyl chloride treatment of this secondary alcohol gave the chloro derivative in 59% yield.



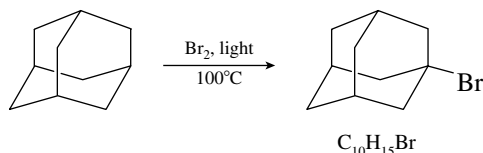
- (c) The starting material is a tertiary alcohol and reacted readily with hydrogen chloride to form the corresponding chloride in 67% yield.



- (d) Both primary alcohol functional groups were converted to primary bromides; the yield was 88%.



- (e) This molecule is called adamantane. It has six equivalent CH_2 groups and four equivalent CH groups. Bromination is selective for tertiary hydrogens, so a hydrogen of one of the CH groups is replaced. The product shown was isolated in 76% yield.



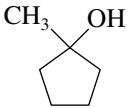
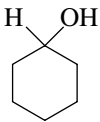
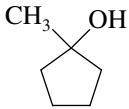
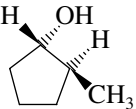
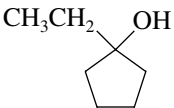
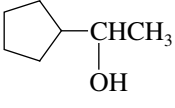
- 4.33** The order of reactivity of alcohols with hydrogen halides is tertiary > secondary > primary > methyl.



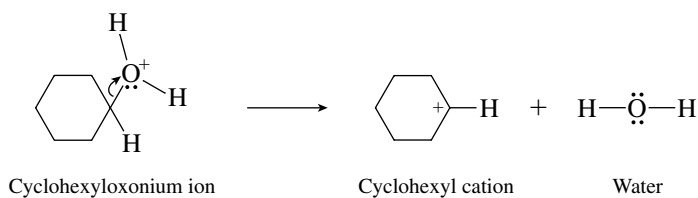
Reactivity of Alcohols with Hydrogen Bromide:

Part	More reactive	Less reactive
(a)	$\begin{array}{c} \text{CH}_3\text{CHCH}_2\text{CH}_3 \\ \\ \text{OH} \end{array}$ 2-Butanol: secondary	$\text{CH}_3\text{CH}_2\text{CH}_2\text{CH}_2\text{OH}$ 1-Butanol: primary
(b)	$\begin{array}{c} \text{CH}_3\text{CHCH}_2\text{CH}_3 \\ \\ \text{OH} \end{array}$ 2-Butanol: secondary	$\begin{array}{c} \text{CH}_3\text{CH}_2\text{CHCH}_2\text{OH} \\ \\ \text{CH}_3 \end{array}$ 2-Methyl-1-butanol: primary
(c)	$\begin{array}{c} (\text{CH}_3)_2\text{CCH}_2\text{CH}_3 \\ \\ \text{OH} \end{array}$ 2-Methyl-2-butanol: tertiary	$\begin{array}{c} \text{CH}_3\text{CHCH}_2\text{CH}_3 \\ \\ \text{OH} \end{array}$ 2-Butanol: secondary

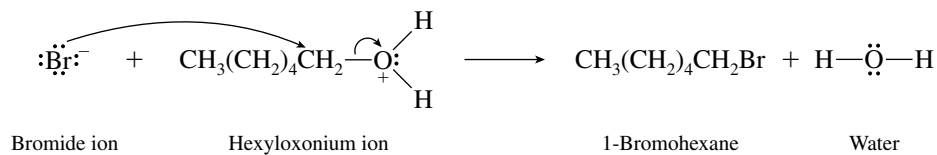
(continued)

Part	More reactive	Less reactive
(d)	$\begin{array}{c} \text{CH}_3\text{CHCH}_2\text{CH}_3 \\ \\ \text{OH} \end{array}$ 2-Butanol	$\begin{array}{c} \text{CH}_3\text{CHCH}_2\text{CH}_3 \\ \\ \text{CH}_3 \end{array}$ 2-Methylbutane: not an alcohol; does not react with HBr
(e)	 1-Methylcyclopentanol: tertiary	 Cyclohexanol: secondary
(f)	 1-Methylcyclopentanol: tertiary	 <i>trans</i> -2-Methylcyclopentanol: secondary
(g)	 1-Ethylcyclopentanol: tertiary	 1-Cyclopentylethanol: secondary

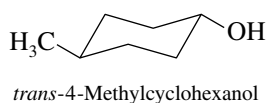
- 4.34 The unimolecular step in the reaction of cyclohexanol with hydrogen bromide to give cyclohexyl bromide is the dissociation of the oxonium ion to a carbocation.



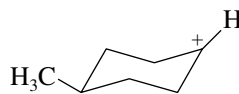
- 4.35 The nucleophile that attacks the oxonium ion in the reaction of 1-hexanol with hydrogen bromide is bromide ion.



- 4.36 (a) Both the methyl group and the hydroxyl group are equatorial in the most stable conformation of *trans*-4-methylcyclohexanol.

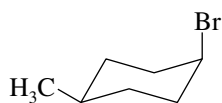
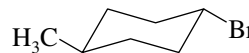


- (b) The positively charged carbon in the carbocation intermediate is sp^2 -hybridized, and is planar.

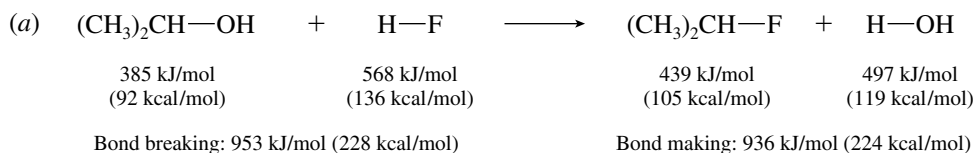


Carbocation intermediate

- (c) Bromide ion attacks the carbocation from both above and below, giving rise to two stereoisomers, *cis*- and *trans*-1-bromo-4-methylcyclohexane.

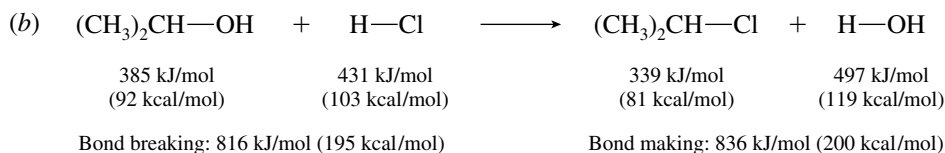
*cis*-1-Bromo-4-methylcyclohexane*trans*-1-Bromo-4-methylcyclohexane

- 4.37** Examine the equations to ascertain which bonds are made and which are broken. Then use the bond dissociation energies in Table 4.3 to calculate ΔH° for each reaction.



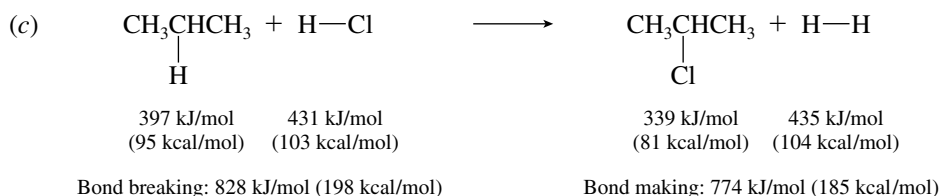
$$\begin{aligned}
 \Delta H^\circ &= \text{energy cost of breaking bonds} - \text{energy given off in making bonds} \\
 &= 953 \text{ kJ/mol} - 936 \text{ kJ/mol} \quad (228 \text{ kcal/mol} - 224 \text{ kcal/mol}) \\
 &= +17 \text{ kJ/mol} \quad (+4 \text{ kcal/mol})
 \end{aligned}$$

The reaction of isopropyl alcohol with hydrogen fluoride is endothermic.



$$\begin{aligned}
 \Delta H^\circ &= \text{energy cost of breaking bonds} - \text{energy given off in making bonds} \\
 &= 816 \text{ kJ/mol} - 836 \text{ kJ/mol} \quad (195 \text{ kcal/mol} - 200 \text{ kcal/mol}) \\
 &= -20 \text{ kJ/mol} \quad (-5 \text{ kcal/mol})
 \end{aligned}$$

The reaction of isopropyl alcohol with hydrogen chloride is exothermic.



$$\begin{aligned}
 \Delta H^\circ &= \text{energy cost of breaking bonds} - \text{energy given off in making bonds} \\
 &= 828 \text{ kJ/mol} - 774 \text{ kJ/mol} \quad (198 \text{ kcal/mol} - 185 \text{ kcal/mol}) \\
 &= +54 \text{ kJ/mol} \quad (+13 \text{ kcal/mol})
 \end{aligned}$$

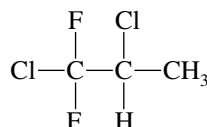
The reaction of propane with hydrogen chloride is endothermic.

- 4.38** In the statement of the problem you are told that the starting material is 2,2-dimethylpropane, that the reaction is one of fluorination, meaning that F_2 is a reactant, and that the product is $(\text{CF}_3)_4\text{C}$. You

need to complete the equation by realizing that HF is also formed in the fluorination of alkanes. The balanced equation is therefore:

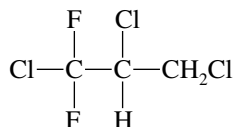


- 4.39 The reaction is free-radical chlorination, and substitution occurs at all possible positions that bear a replaceable hydrogen. Write the structure of the starting material, and identify the nonequivalent hydrogens.

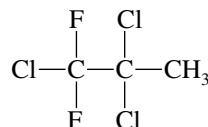


1,2-Dichloro-1,1-difluoropropane

The problem states that one of the products is 1,2,3-trichloro-1,1-difluoropropane. This compound arises by substitution of one of the methyl hydrogens by chlorine. We are told that the other product is an isomer of 1,2,3-trichloro-1,1-difluoropropane; therefore, it must be formed by replacement of the hydrogen at C-2.



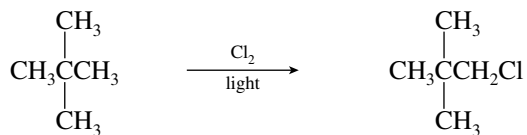
1,2,3-Trichloro-1,1-difluoropropane



1,2,2-Trichloro-1,1-difluoropropane

- 4.40 Free-radical chlorination leads to substitution at each carbon that bears a hydrogen. This problem essentially requires you to recognize structures that possess various numbers of nonequivalent hydrogens. The easiest way to determine the number of constitutional isomers that can be formed by chlorination of a particular compound is to replace one hydrogen with chlorine and assign an IUPAC name to the product. Continue by replacing one hydrogen on each carbon in the compound, and compare names to identify duplicates.

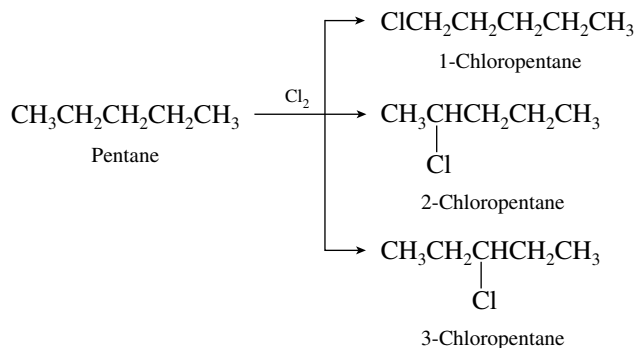
- (a) 2,2-Dimethylpropane is the C_5H_{12} isomer that gives a single monochloride, since all the hydrogens are equivalent.



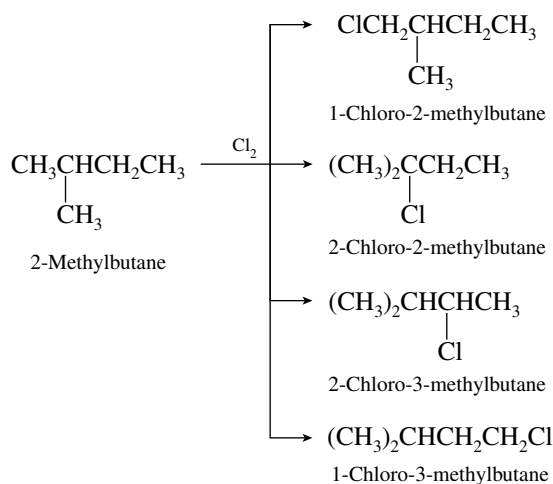
2,2-Dimethylpropane

1-Chloro-2,2-dimethylpropane

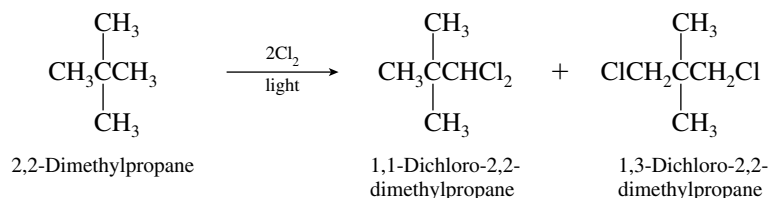
- (b) The C_5H_{12} isomer that has three nonequivalent sets of hydrogens is pentane. It yields three isomeric monochlorides on free-radical chlorination.



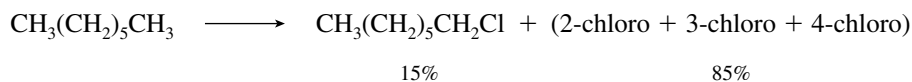
- (c) 2-Methylbutane forms four different monochlorides.



- (d) For only two dichlorides to be formed, the starting alkane must have a structure that is rather symmetrical; that is, one in which most (or all) of the hydrogens are equivalent. 2,2-Dimethylpropane satisfies this requirement.



- 4.41 (a) Heptane has five methylene groups, which on chlorination together contribute 85% of the total monochlorinated product.



Since the problem specifies that attack at each methylene group is equally probable, the five methylene groups each give rise to 85/5, or 17%, of the monochloride product.

Since C-2 and C-6 of heptane are equivalent, we calculate that 2-chloroheptane will constitute 34% of the monochloride fraction. Similarly, C-3 and C-5 are equivalent, and so there should be 34% 3-chloroheptane. The remainder, 17%, is 4-chloroheptane.

These predictions are very close to the observed proportions.

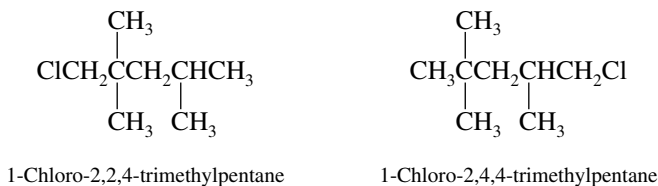
	Calculated, %	Observed, %
2-Chloro	34	35
3-Chloro	34	34
4-Chloro	17	16

- (b) There are a total of 20 methylene hydrogens in dodecane, $\text{CH}_3(\text{CH}_2)_{10}\text{CH}_3$. The 19% 2-chlorododecane that is formed arises by substitution of any of the four equivalent methylene hydrogens at C-2 and C-11. The total amount of substitution of methylene hydrogens must therefore be:

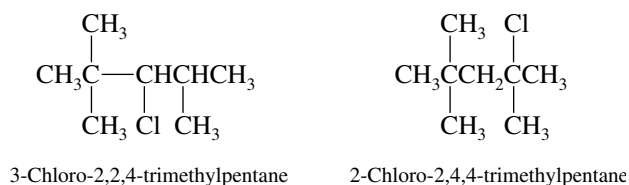
$$\frac{20}{4} \times 19\% = 95\%$$

The remaining 5% corresponds to substitution of methyl hydrogens at C-1 and C-12. The proportion of 1-chlorododecane in the monochloride fraction is 5%.

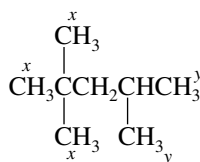
- 4.42 (a) Two of the monochlorides derived from chlorination of 2,2,4-trimethylpentane are primary chlorides:



The two remaining isomers are a secondary chloride and a tertiary chloride:

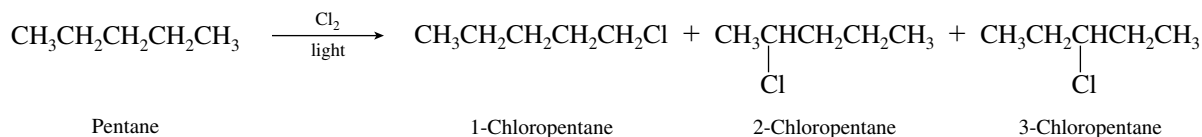


- (b) Substitution of any one of the nine hydrogens designated as x in the structural diagram yields 1-chloro-2,2,4-trimethylpentane. Substitution of any one of the six hydrogens designated as y gives 1-chloro-2,4,4-trimethylpentane.



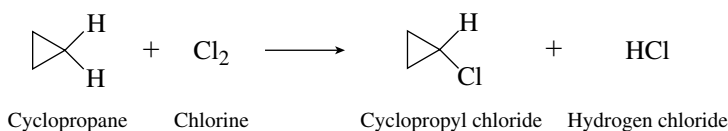
Assuming equal reactivity of a single x hydrogen and a single y hydrogen, the ratio of the two isomers is then expected to be 9:6. Since together the two primary chlorides total 65% of the monochloride fraction, there will be 39% 1-chloro-2,2,4-trimethylpentane (substitution of x) and 26% 1-chloro-2,4,4-trimethylpentane (substitution of y).

- 4.43 The three monochlorides are shown in the equation

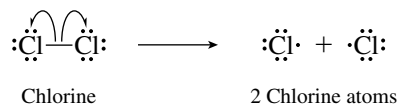


Pentane has six primary hydrogens (two CH_3 groups) and six secondary hydrogens (three CH_2 groups). Since a single secondary hydrogen is abstracted three times faster than a single primary hydrogen and there are equal numbers of secondary and primary hydrogens, the product mixture should contain three times as much of the secondary chloride isomers as the primary chloride. The primary chloride 1-chloropentane, therefore, is expected to constitute 25% of the product mixture. The secondary chlorides 2-chloropentane and 3-chloropentane are not formed in equal amounts. Rather, 2-chloropentane may be formed by replacement of a hydrogen at C-2 or at C-4, whereas 3-chloropentane is formed only when a C-3 hydrogen is replaced. The amount of 2-chloropentane is therefore 50%, and that of 3-chloropentane is 25%. We predict the major product to be 2-chloropentane, and the predicted proportion of 50% corresponds closely to the observed 46%.

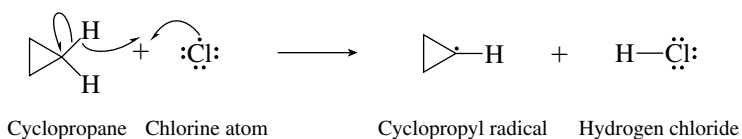
4.44 The equation for the reaction is



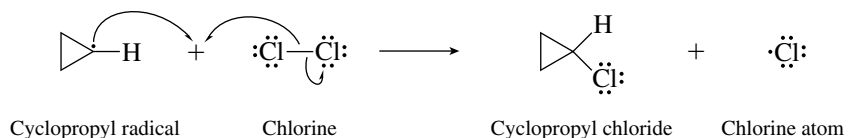
The reaction begins with the initiation step in which a chlorine molecule dissociates to two chlorine atoms.



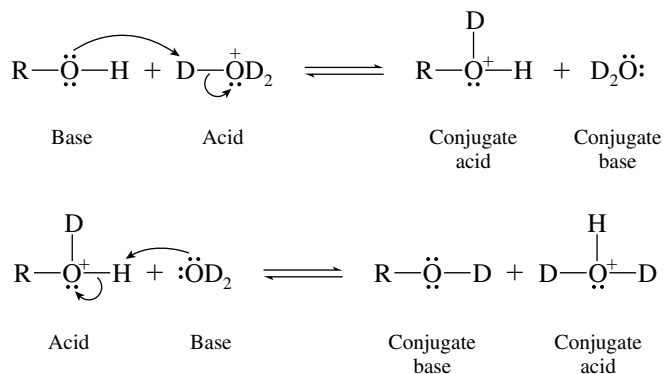
A chlorine atom abstracts a hydrogen atom from cyclopropane in the first propagation step.



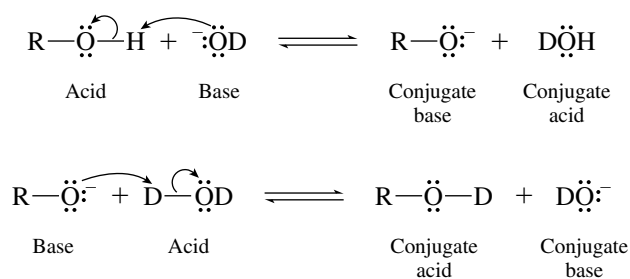
Cyclopropyl radical reacts with Cl_2 in the next propagation step.



4.45 (a) Acid-catalyzed hydrogen–deuterium exchange takes place by a pair of Brønsted acid–base reactions.



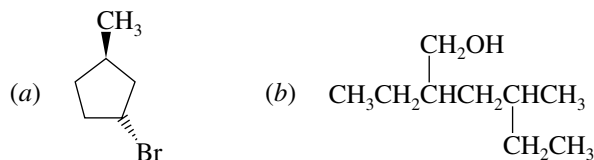
(b) Base-catalyzed hydrogen–deuterium exchange occurs by a different pair of Brønsted acid–base equilibria.



SELF-TEST

PART A

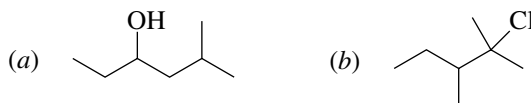
A-1. Give the correct substitutive IUPAC name for each of the following compounds:



A-2. Draw the structures of the following substances:

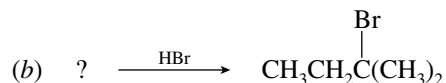
- (a) 2-Chloro-1-iodo-2-methylheptane
 (b) *cis*-3-Isopropylcyclohexanol

A-3. Give both a functional class and a substitutive IUPAC name for each of the following compounds:

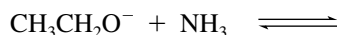


A-4. What are the structures of the conjugate acid and the conjugate base of CH_3OH ?

A-5. Supply the missing component for each of the following reactions:



A-6. (a) Write the products of the acid–base reaction that follows, and identify the stronger acid and base and the conjugate of each. Will the equilibrium lie to the left ($K < 1$) or to the right ($K > 1$)? The approximate $\text{p}K_a$ of NH_3 is 36; that of $\text{CH}_3\text{CH}_2\text{OH}$ is 16.



(b) Draw a representation of the transition state of the elementary step of the reaction in part (a).

A-7. (a) How many different free radicals can possibly be produced in the reaction between chlorine atoms and 2,4-dimethylpentane?

(b) Write their structures.

(c) Which is the most stable? Which is the least stable?

A-8. Write a balanced chemical equation for the reaction of chlorine with the pentane isomer that gives only one product on monochlorination.

A-9. Write the propagation steps for the light-initiated reaction of bromine with methylcyclohexane.

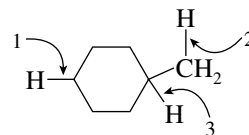
A-10. Using the data in Table B-1 of this Study Guide, calculate the heat of reaction (ΔH°) for the light-initiated reaction of bromine (Br_2) with 2-methylpropane to give 2-bromo-2-methylpropane and hydrogen bromide.

A-11. (a) Write out each of the elementary steps in the reaction of *tert*-butyl alcohol with hydrogen bromide. Use curved arrows to show electron movement in each step.

(b) Draw the structure of the transition state representing the unimolecular dissociation of the alkyloxonium ion in the preceding reaction.

B-5. Rank the bond dissociation energies (BDEs) of the bonds indicated with the arrows from smallest to largest.

- (a) $1 < 2 < 3$ (d) $1 < 3 < 2$
 (b) $3 < 2 < 1$ (e) $3 < 1 < 2$
 (c) $2 < 3 < 1$



B-6. What are the chain-propagating steps in the free-radical chlorination of methane?

1. $\text{Cl}_2 \longrightarrow 2\text{Cl}\cdot$ 4. $\text{H}\cdot + \text{Cl}_2 \longrightarrow \text{HCl} + \text{Cl}\cdot$
 2. $\text{Cl}\cdot + \text{CH}_4 \longrightarrow \text{CH}_3\text{Cl} + \text{H}\cdot$ 5. $\cdot\text{CH}_3 + \text{Cl}_2 \longrightarrow \text{CH}_3\text{Cl} + \text{Cl}\cdot$
 3. $\text{Cl}\cdot + \text{CH}_4 \longrightarrow \cdot\text{CH}_3 + \text{HCl}$ 6. $\cdot\text{CH}_3 + \text{CH}_4 \longrightarrow \text{CH}_4 + \cdot\text{CH}_3$

- (a) 2, 4 (b) 1, 2 (c) 3, 5 (d) 1, 3, 5
 (e) A combination different from those listed

B-7. Which of the following is *least* able to serve as a nucleophile in a chemical reaction?

- (a) Br^- (b) OH^- (c) NH_3 (d) CH_3^+

B-8. Thiols are alcohol analogs in which the oxygen has been replaced by sulfur (e.g., CH_3SH). Given the fact that the S—H bond is less polar than the O—H bond, which of the following statements comparing thiols and alcohols is correct?

- (a) Hydrogen bonding forces are weaker in thiols.
 (b) Hydrogen bonding forces are stronger in thiols.
 (c) Hydrogen bonding forces would be the same.
 (d) No comparison can be made without additional information.

B-9. Rank the **transition states** that occur during the following reaction steps in order of increasing stability (least \rightarrow most stable):

1. $\text{CH}_3-\overset{+}{\text{O}}\text{H}_2 \longrightarrow \text{CH}_3^+ + \text{H}_2\text{O}$
 2. $(\text{CH}_3)_3\text{C}-\overset{+}{\text{O}}\text{H}_2 \longrightarrow (\text{CH}_3)_3\text{C}^+ + \text{H}_2\text{O}$
 3. $(\text{CH}_3)_2\text{CH}-\overset{+}{\text{O}}\text{H}_2 \longrightarrow (\text{CH}_3)_2\text{CH}^+ + \text{H}_2\text{O}$

- (a) $1 < 2 < 3$ (b) $2 < 3 < 1$ (c) $1 < 3 < 2$ (d) $2 < 1 < 3$

B-10. Using the data from Appendix B (Table B-1), calculate the heat of reaction ΔH° for the following:



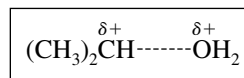
- (a) +69 kJ/mol (+16.5 kcal/mol)
 (b) -69 kJ/mol (-16.5 kcal/mol)
 (c) +44 kJ/mol (+10.5 kcal/mol)
 (d) -44 kJ/mol (-10.5 kcal/mol)

B-11. An alkane with a molecular formula C_6H_{14} reacts with chlorine in the presence of light and heat to give **four** constitutionally isomeric monochlorides of molecular formula $\text{C}_6\text{H}_{13}\text{Cl}$. What is the most reasonable structure for the starting alkane?

- (a) $\text{CH}_3\text{CH}_2\text{CH}_2\text{CH}_2\text{CH}_2\text{CH}_3$ (d) $(\text{CH}_3)_3\text{CCH}_2\text{CH}_3$
 (b) $(\text{CH}_3)_2\text{CHCH}_2\text{CH}_2\text{CH}_3$ (e) $(\text{CH}_3)_2\text{CHCH}(\text{CH}_3)_2$
 (c) $\text{CH}_3\text{CH}(\text{CH}_2\text{CH}_3)_2$

B-12. The species shown in the box represents _____ of the reaction between isopropyl alcohol and hydrogen bromide.

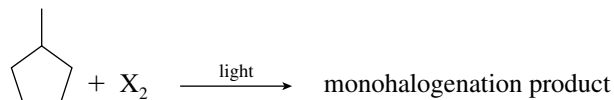
- (a) the alkyloxonium ion intermediate



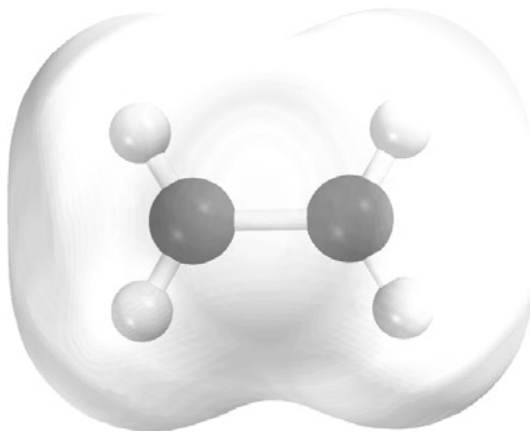
- (b) the transition state of the bimolecular proton transfer step

- (c) the transition state of the capture of the carbocation by a nucleophile
- (d) the carbocation intermediate
- (e) the transition state of the unimolecular dissociation step

For the remaining four questions, consider the following free-radical reaction:



- B-13.** Light is involved in which of the following reaction steps?
- (a) Initiation only
 - (b) Propagation only
 - (c) Termination only
 - (d) Initiation and propagation
- B-14.** Which of the following statements about the reaction is *not* true?
- (a) Halogen atoms are consumed in the first propagation step.
 - (b) Halogen atoms are regenerated in the second propagation step.
 - (c) Hydrogen atoms are produced in the first propagation step.
 - (d) Chain termination occurs when two radicals react with each other.
- B-15.** How many monohalogenation products are possible. (Do not consider stereoisomers.)
- (a) 2 (b) 3 (c) 4 (d) 5
- B-16.** Which halogen (X_2) will give the best yield of a single monohalogenation product?
- (a) F_2 (b) Cl_2 (c) Br_2 (d) I_2

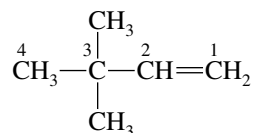


CHAPTER 5

STRUCTURE AND PREPARATION OF ALKENES: ELIMINATION REACTIONS

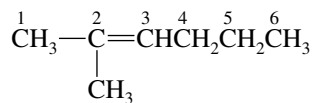
SOLUTIONS TO TEXT PROBLEMS

- 5.1 (b) Writing the structure in more detail, we see that the longest continuous chain contains four carbon atoms.



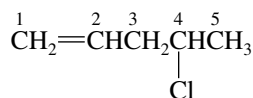
The double bond is located at the end of the chain, and so the alkene is named as a derivative of 1-butene. Two methyl groups are substituents at C-3. The correct IUPAC name is 3,3-dimethyl-1-butene.

- (c) Expanding the structural formula reveals the molecule to be a methyl-substituted derivative of hexene.



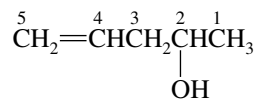
2-Methyl-2-hexene

- (d) In compounds containing a double bond and a halogen, the double bond takes precedence in numbering the longest carbon chain.



4-Chloro-1-pentene

- (e) When a hydroxyl group is present in a compound containing a double bond, the hydroxyl takes precedence over the double bond in numbering the longest carbon chain.

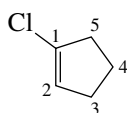


4-Penten-2-ol

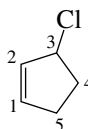
- 5.2 There are three sets of nonequivalent positions on a cyclopentene ring, identified as *a*, *b*, and *c* on the cyclopentene structure shown:



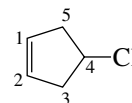
Thus, there are three different monochloro-substituted derivatives of cyclopentene. The carbons that bear the double bond are numbered C-1 and C-2 in each isomer, and the other positions are numbered in sequence in the direction that gives the chlorine-bearing carbon its lower locant.



1-Chlorocyclopentene

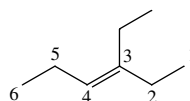


3-Chlorocyclopentene



4-Chlorocyclopentene

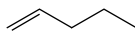
- 5.3 (b) The alkene is a derivative of 3-hexene regardless of whether the chain is numbered from left to right or from right to left. Number it in the direction that gives the lower number to the substituent.



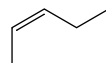
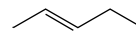
3-Ethyl-3-hexene

- (c) There are only two sp^2 -hybridized carbons, the two connected by the double bond. All other carbons (six) are sp^3 -hybridized.
 (d) There are three sp^2 - sp^3 σ bonds and three sp^3 - sp^3 σ bonds.

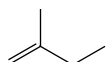
- 5.4 Consider first the C_5H_{10} alkenes that have an unbranched carbon chain:



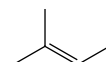
1-Pentene

*cis*-2-Pentene*trans*-2-Pentene

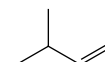
There are three additional isomers. These have a four-carbon chain with a methyl substituent.



2-Methyl-1-butene



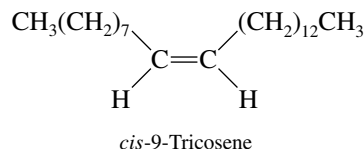
2-Methyl-2-butene



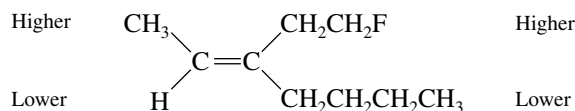
3-Methyl-1-butene

- 5.5 First, identify the constitution of 9-tricosene. Referring back to Table 2.4 in Section 2.8 of the text, we see that tricosane is the unbranched alkane containing 23 carbon atoms. 9-Tricosene, therefore, contains an unbranched chain of 23 carbons with a double bond between C-9 and C-10. Since the

problem specifies that the pheromone has the *cis* configuration, the first 8 carbons and the last 13 must be on the same side of the C-9-C-10 double bond.

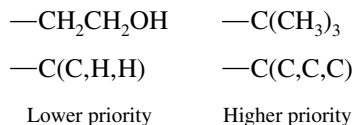


- 5.6 (b) One of the carbons of the double bond bears a methyl group and a hydrogen; methyl is of higher rank than hydrogen. The other doubly bonded carbon bears the groups $\text{—CH}_2\text{CH}_2\text{F}$ and $\text{—CH}_2\text{CH}_2\text{CH}_2\text{CH}_3$. At the first point of difference between these two, fluorine is of higher atomic number than carbon, and so $\text{—CH}_2\text{CH}_2\text{F}$ is of higher precedence.

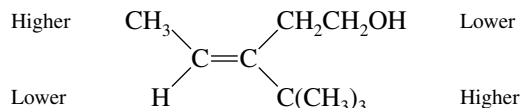


Higher ranked substituents are on the same side of the double bond; the alkene has the *Z* configuration.

- (c) One of the carbons of the double bond bears a methyl group and a hydrogen; as we have seen, methyl is of higher rank. The other doubly bonded carbon bears $\text{—CH}_2\text{CH}_2\text{OH}$ and $\text{—C}(\text{CH}_3)_3$. Let's analyze these two groups to determine their order of precedence.

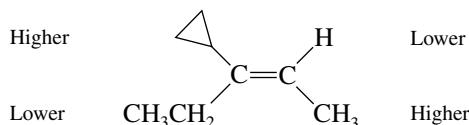


We examine the atoms one by one at the point of attachment before proceeding down the chain. Therefore, $\text{—C}(\text{CH}_3)_3$ outranks $\text{—CH}_2\text{CH}_2\text{OH}$.



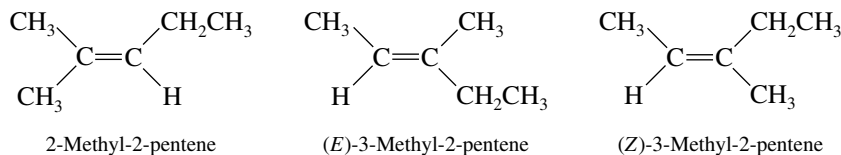
Higher ranked groups are on opposite sides; the configuration of the alkene is *E*.

- (d) The cyclopropyl ring is attached to the double bond by a carbon that bears the atoms (C, C, H) and is therefore of higher precedence than an ethyl group $\text{—C}(\text{C}, \text{H}, \text{H})$.

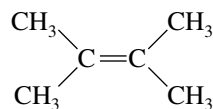


Higher ranked groups are on opposite sides; the configuration of the alkene is *E*.

- 5.7 A trisubstituted alkene has three carbons directly attached to the doubly bonded carbons. There are three trisubstituted C_6H_{12} isomers, two of which are stereoisomers.

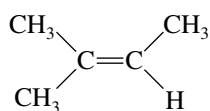
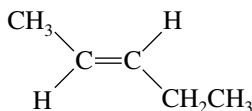
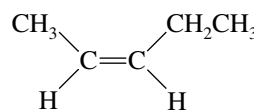
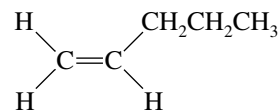


- 5.8 The most stable C_6H_{12} alkene has a tetrasubstituted double bond:

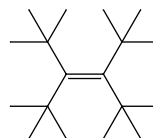


2,3-Dimethyl-2-butene

- 5.9 Apply the two general rules for alkene stability to rank these compounds. First, more highly substituted double bonds are more stable than less substituted ones. Second, when two double bonds are similarly constituted, the *trans* stereoisomer is more stable than the *cis*. The predicted order of decreasing stability is therefore:

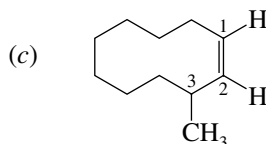
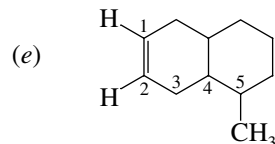
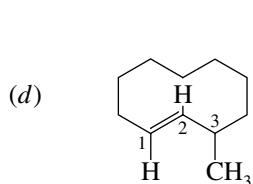
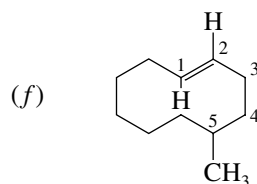
2-Methyl-2-butene
(trisubstituted):
most stable*(E)*-2-Pentene
(disubstituted)*(Z)*-2-Pentene
(disubstituted)1-Pentene
(monosubstituted):
least stable

- 5.10 Begin by writing the structural formula corresponding to the IUPAC name given in the problem. A bond-line depiction is useful here.

3,4-Di-*tert*-butyl-2,2,5,5-tetramethyl-3-hexene

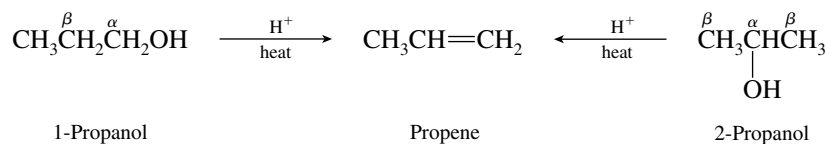
The alkene is extremely crowded and destabilized by van der Waals strain. Bulky *tert*-butyl groups are *cis* to one another on each side of the double bond. Highly strained compounds are often quite difficult to synthesize, and this alkene is a good example.

- 5.11 Use the zigzag arrangement of bonds in the parent skeleton figure to place *E* and *Z* bonds as appropriate for each part of the problem. From the sample solution to parts (a) and (b), the ring carbons have the higher priorities. Thus, an *E* double bond will have ring carbons arranged and a *Z* double bond .

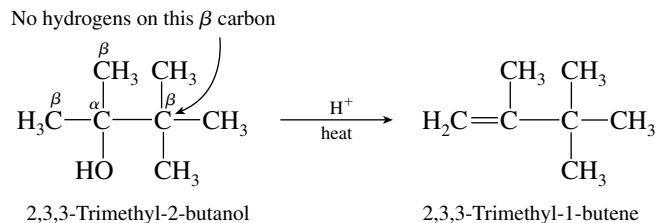
*(Z)*-3-Methylcyclodecene*(Z)*-5-Methylcyclodecene*(E)*-3-Methylcyclodecene*(E)*-5-Methylcyclodecene

- 5.12 Write out the structure of the alcohol, recognizing that the alkene is formed by loss of a hydrogen and a hydroxyl group from adjacent carbons.

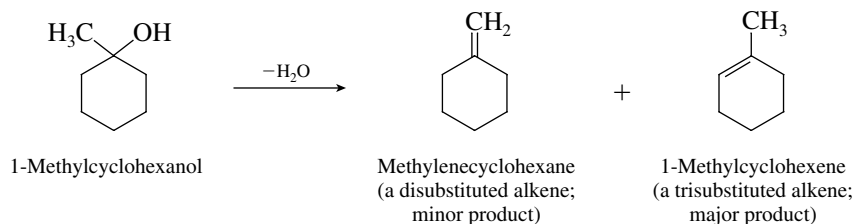
(b, c) Both 1-propanol and 2-propanol give propene on acid-catalyzed dehydration.



(d) Carbon-3 has no hydrogens in 2,3,3-trimethyl-2-butanol. Elimination can involve only the hydroxyl group at C-2 and a hydrogen at C-1.

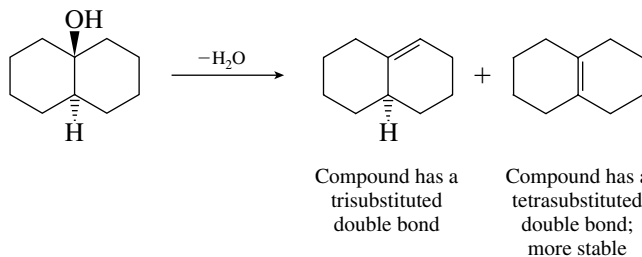


5.13 (b) Elimination can involve loss of a hydrogen from the methyl group or from C-2 of the ring in 1-methylcyclohexanol.



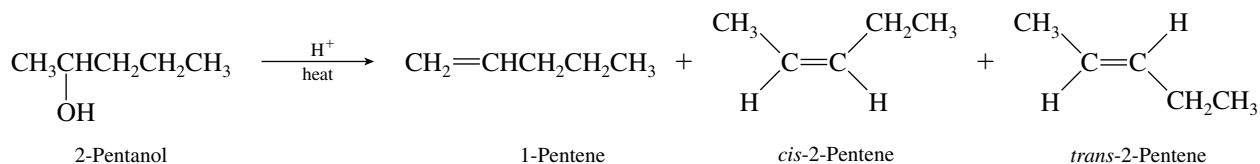
According to the Zaitsev rule, the major alkene is the one corresponding to loss of a hydrogen from the alkyl group that has the smaller number of hydrogens. Thus hydrogen is removed from the methylene group in the ring rather than from the methyl group, and 1-methylcyclohexene is formed in greater amounts than methylenecyclohexane.

(c) The two alkenes formed are as shown in the equation.

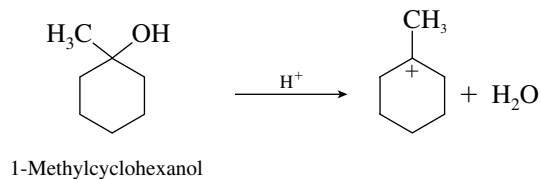


The more highly substituted alkene is formed in greater amounts, as predicted by Zaitsev's rule.

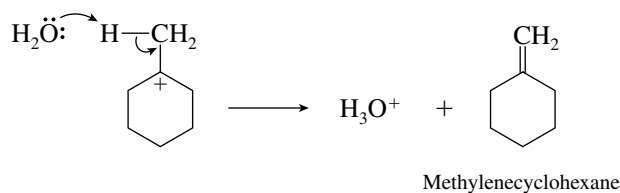
5.14 2-Pentanol can undergo dehydration in two different directions, giving either 1-pentene or 2-pentene. 2-Pentene is formed as a mixture of the cis and trans stereoisomers.



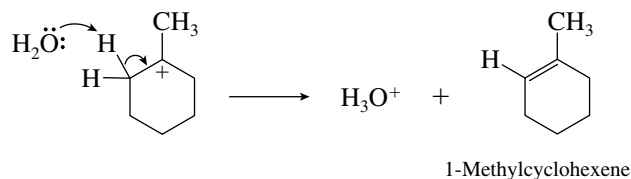
- 5.15 (b) The site of positive charge in the carbocation is the carbon atom that bears the hydroxyl group in the starting alcohol.



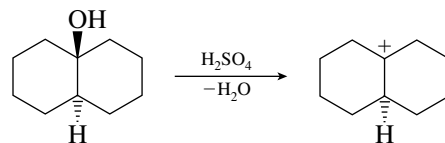
Water may remove a proton from the methyl group, as shown in the following equation:



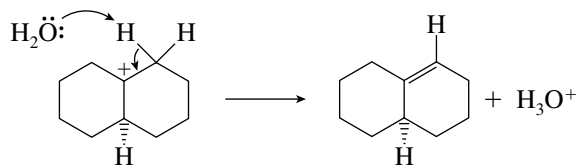
Loss of a proton from the ring gives the major product 1-methylcyclohexene.



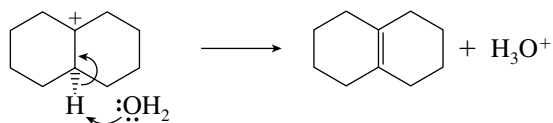
- (c) Loss of the hydroxyl group under conditions of acid catalysis yields a tertiary carbocation.



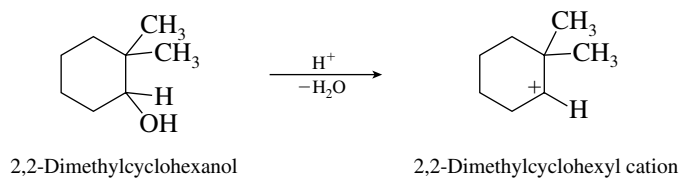
Water may remove a proton from an adjacent methylene group to give a trisubstituted alkene.



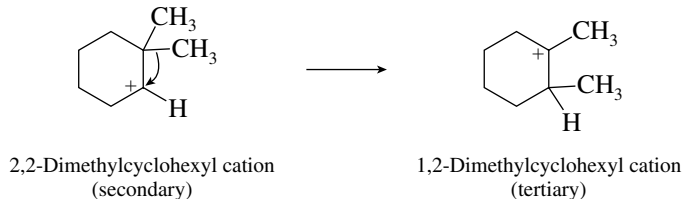
Removal of the methine proton gives a tetrasubstituted alkene.



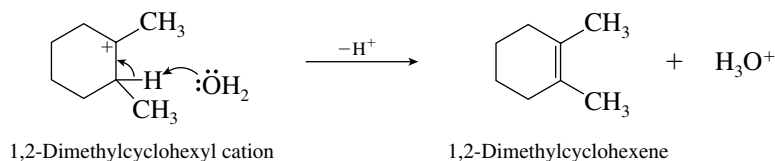
- 5.16 In writing mechanisms for acid-catalyzed dehydration of alcohols, begin with formation of the carbocation intermediate:



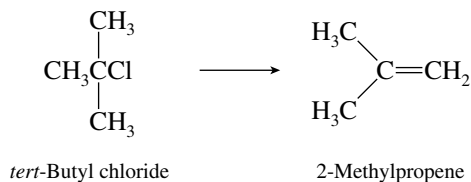
This secondary carbocation can rearrange to a more stable tertiary carbocation by a methyl group shift.



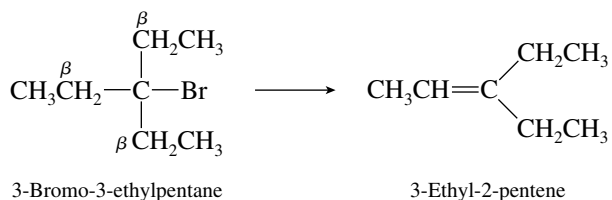
Loss of a proton from the 1,2-dimethylcyclohexyl cation intermediate yields 1,2-dimethylcyclohexene.



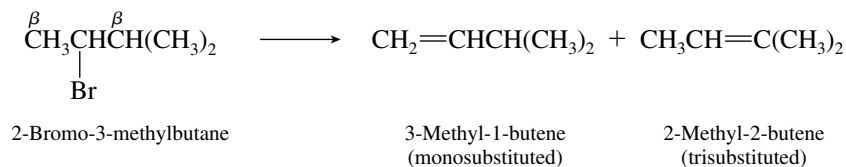
- 5.17 (b) All the hydrogens of *tert*-butyl chloride are equivalent. Loss of any of these hydrogens along with the chlorine substituent yields 2-methylpropene as the only alkene.



- (c) All the β hydrogens of 3-bromo-3-ethylpentane are equivalent, so that β -elimination can give only 3-ethyl-2-pentene.

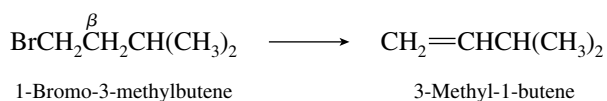


- (d) There are two possible modes of β -elimination from 2-bromo-3-methylbutane. Elimination in one direction provides 3-methyl-1-butene; elimination in the other gives 2-methyl-2-butene.

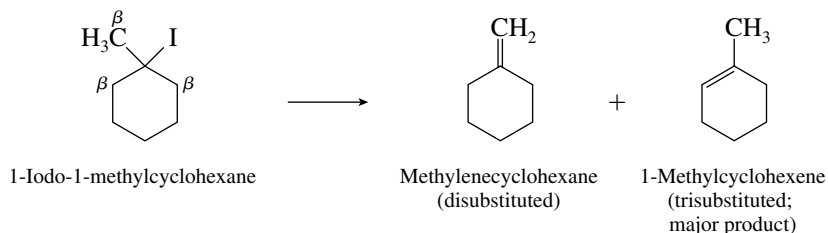


The major product is the more highly substituted alkene, 2-methyl-2-butene. It is the more stable alkene and corresponds to removal of a hydrogen from the carbon that has the fewer hydrogens.

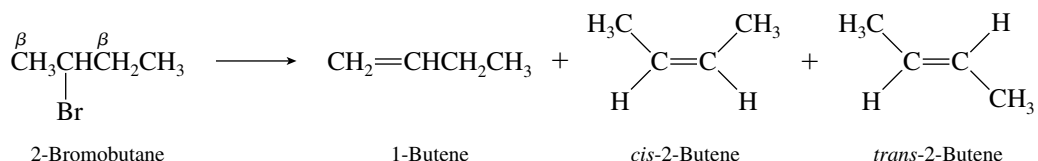
- (e) Regioselectivity is not an issue here, because 3-methyl-1-butene is the only alkene that can be formed by β -elimination from 1-bromo-3-methylbutane.



- (f) Two alkenes may be formed here. The more highly substituted one is 1-methylcyclohexene, and this is predicted to be the major product in accordance with Zaitsev's rule.

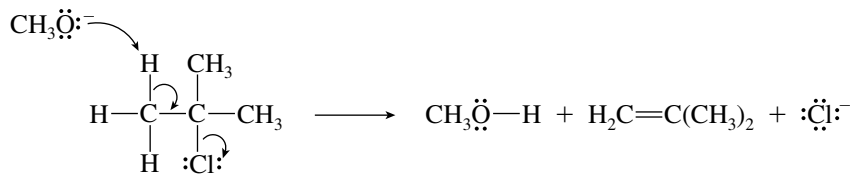


- 5.18** Elimination in 2-bromobutane can take place between C-1 and C-2 or between C-2 and C-3. There are three alkenes capable of being formed: 1-butene and the stereoisomers *cis*-2-butene and *trans*-2-butene.

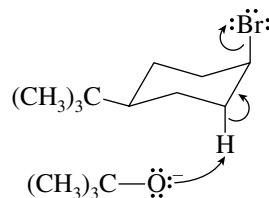


As predicted by Zaitsev's rule, the most stable alkene predominates. The major product is *trans*-2-butene.

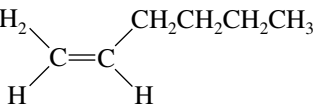
- 5.19** An unshared electron pair of the base methoxide (CH_3O^-) abstracts a proton from carbon. The pair of electrons in this C—H bond becomes the π component of the double bond of the alkene. The pair of electrons in the C—Cl bond becomes an unshared electron pair of chloride ion.



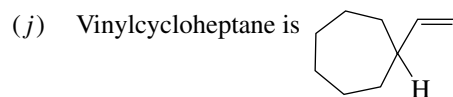
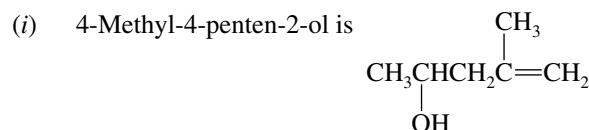
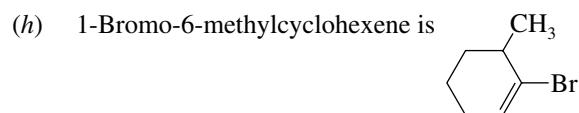
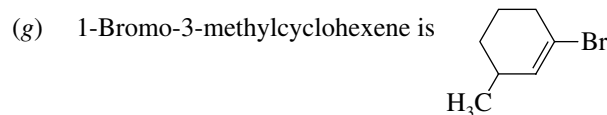
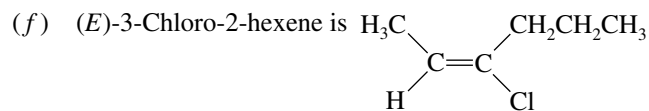
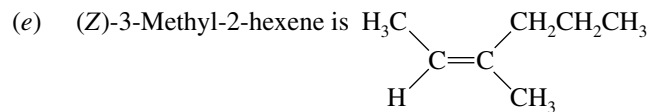
- 5.20** The most stable conformation of *cis*-4-*tert*-butylcyclohexyl bromide has the bromine substituent in an axial orientation. The hydrogen that is removed by the base is an axial proton at C-2. This hydrogen and the bromine are anti periplanar to each other in the most stable conformation.



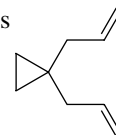
- 5.21** (a) 1-Heptene is $\text{CH}_2=\text{CH}(\text{CH}_2)_4\text{CH}_3$.
 (b) 3-Ethyl-2-pentene is $\text{CH}_3\text{CH}=\text{C}(\text{CH}_2\text{CH}_3)_2$.
 (c) *cis*-3-Octene is



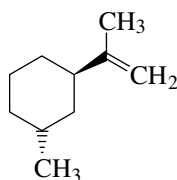
- (d) *trans*-1,4-Dichloro-2-butene is
-
- H H
 $\text{C}=\text{C}$
 H CH_2Cl



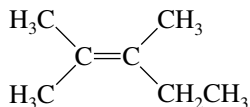
(k) An allyl group is $-\text{CH}_2\text{CH}=\text{CH}_2$. 1,1-Diallylcyclopropane is



(l) An isopropenyl substituent is $-\overset{\text{CH}_3}{\text{C}}=\text{CH}_2$. *trans*-1-Isopropenyl-3-methylcyclohexane is therefore

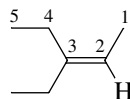


5.22 Alkenes with tetrasubstituted double bonds have four alkyl groups attached to the doubly bonded carbons. There is only one alkene of molecular formula C_7H_{14} that has a tetrasubstituted double bond, 2,3-dimethyl-2-pentene.



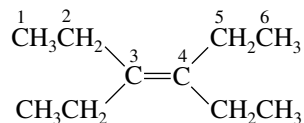
2,3-Dimethyl-2-pentene

5.23 (a) The longest chain that includes the double bond in $(\text{CH}_3\text{CH}_2)_2\text{C}=\text{CHCH}_3$ contains five carbon atoms, and so the parent alkene is a pentene. The numbering scheme that gives the double bond the lowest number is



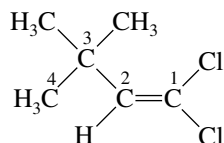
The compound is 3-ethyl-2-pentene.

- (b) Write out the structure in detail, and identify the longest continuous chain that includes the double bond.



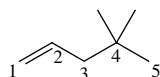
The longest chain contains six carbon atoms, and the double bond is between C-3 and C-4. The compound is named as a derivative of 3-hexene. There are ethyl substituents at C-3 and C-4. The complete name is 3,4-diethyl-3-hexene.

- (c) Write out the structure completely.

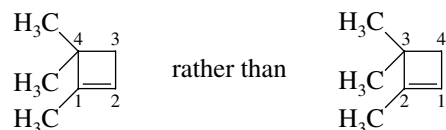


The longest carbon chain contains four carbons. Number the chain so as to give the lowest numbers to the doubly bonded carbons, and list the substituents in alphabetical order. This compound is 1,1-dichloro-3,3-dimethyl-1-butene.

- (d) The longest chain has five carbon atoms, the double bond is at C-1, and there are two methyl substituents. The compound is 4,4-dimethyl-1-pentene.

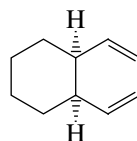


- (e) We number this trimethylcyclobutene derivative so as to provide the lowest number for the substituent at the first point of difference. We therefore number

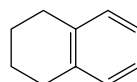


The correct IUPAC name is 1,4,4-trimethylcyclobutene, not 2,3,3-trimethylcyclobutene.

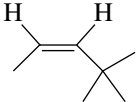
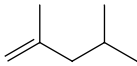
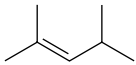
- (f) The cyclohexane ring has a 1,2-*cis* arrangement of vinyl substituents. The compound is *cis*-1,2-divinylcyclohexane.



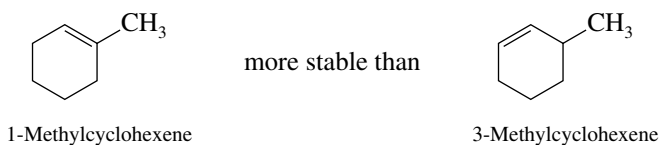
- (g) Name this compound as a derivative of cyclohexene. It is 1,2-divinylcyclohexene.



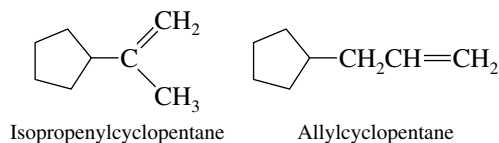
- 5.24 (a) Go to the end of the name, because this tells you how many carbon atoms are present in the longest chain. In the hydrocarbon name 2,6,10,14-tetramethyl-2-pentadecene, the suffix “2-pentadecene” reveals that the longest continuous chain has 15 carbon atoms and that there

- (d)  (Z)-4,4-Dimethyl-2-pentene; 4650 kJ/mol (1111.4 kcal/mol). Disubstituted double bond, but destabilized by van der Waals strain.
- (b)  2,4-Dimethyl-1-pentene; 4638 kJ/mol (1108.6 kcal/mol). Disubstituted double bond.
- (c)  2,4-Dimethyl-2-pentene; 4632 kJ/mol (1107.1 kcal/mol). Trisubstituted double bond.

- 5.28 (a) 1-Methylcyclohexene is more stable; it contains a **trisubstituted** double bond, whereas 3-methylcyclohexene has only a disubstituted double bond.

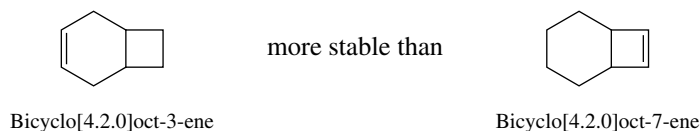


- (b) Both isopropenyl and allyl are three-carbon alkenyl groups: isopropenyl is $\text{CH}_2=\text{CCH}_3$, allyl is $\text{CH}_2=\text{CHCH}_2-$.

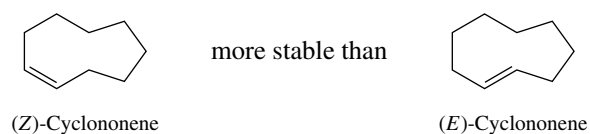


Isopropenylcyclopentane has a disubstituted double bond and so is predicted to be more stable than allylcyclopentane, in which the double bond is monosubstituted.

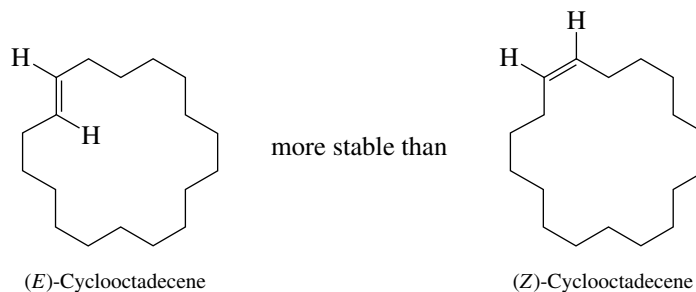
- (c) A double bond in a six-membered ring is less strained than a double bond in a four-membered ring; therefore bicyclo[4.2.0]oct-3-ene is more stable.



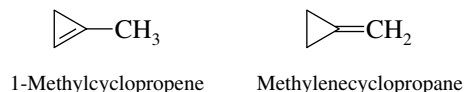
- (d) Cis double bonds are more stable than trans double bonds when the ring is smaller than 11-membered. (Z)-Cyclononene has a cis double bond in a 9-membered ring, and is thus more stable than (E)-cyclononene.



- (e) Trans double bonds are more stable than cis when the ring is large. Here the rings are 18-membered, so that (E)-cyclooctadecene is more stable than (Z)-cyclooctadecene.

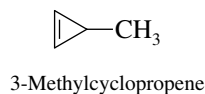


- 5.29 (a) Carbon atoms that are involved in double bonds are sp^2 -hybridized, with ideal bond angles of 120° . Incorporating an sp^2 -hybridized carbon into a three-membered ring leads to more angle strain than incorporation of an sp^3 -hybridized carbon. 1-Methylcyclopropene has two sp^2 -hybridized carbons in a three-membered ring and so has substantially more angle strain than methylenecyclopropane.



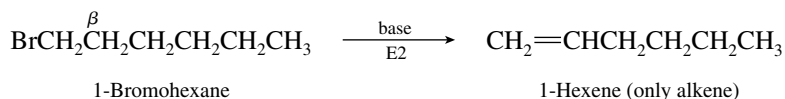
The higher degree of substitution at the double bond in 1-methylcyclopropene is not sufficient to offset the increased angle strain, and so 1-methylcyclopropene is less stable than methylenecyclopropane.

- (b) 3-Methylcyclopropene has a disubstituted double bond and two sp^2 -hybridized carbons in its three-membered ring. It is the least stable of the isomers.

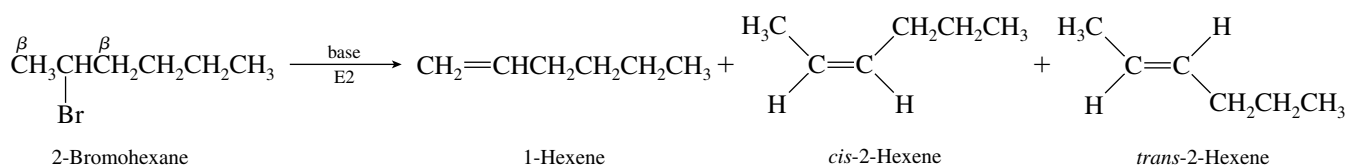


- 5.30 In all parts of this exercise, write the structure of the alkyl halide in sufficient detail to identify the carbon that bears the halogen and the β -carbon atoms that bear at least one hydrogen. These are the carbons that become doubly bonded in the alkene product.

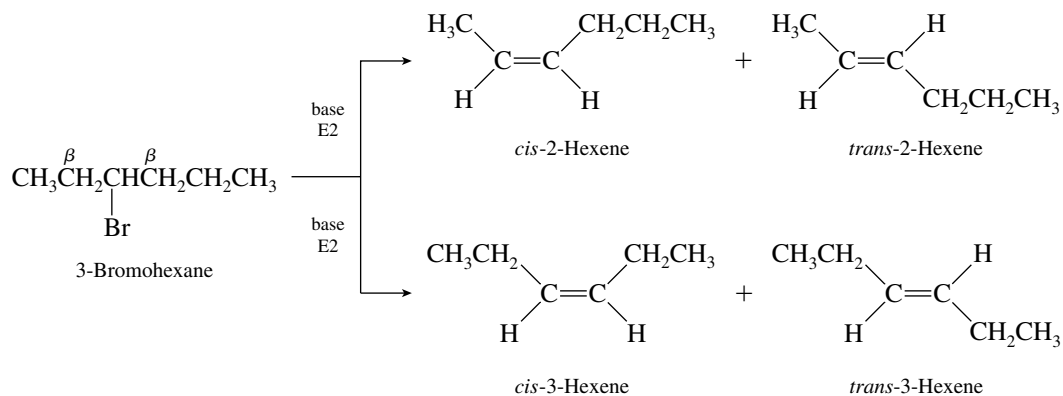
- (a) 1-Bromohexane can give only 1-hexene under conditions of E2 elimination.



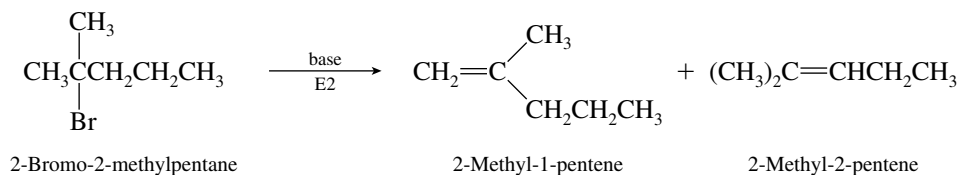
- (b) 2-Bromohexane can give both 1-hexene and 2-hexene on dehydrobromination. The 2-hexene fraction is a mixture of cis and trans stereoisomers.



- (c) Both a cis–trans pair of 2-hexenes and a cis–trans pair of 3-hexenes are capable of being formed from 3-bromohexane.

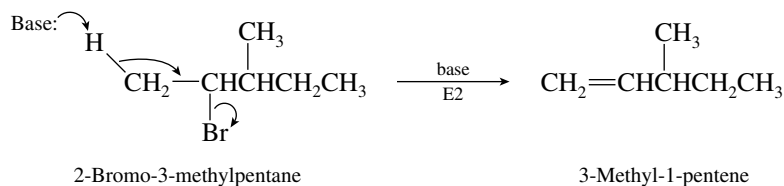


- (d) Dehydrobromination of 2-bromo-2-methylpentane can involve one of the hydrogens of either a methyl group (C-1) or a methylene group (C-3).

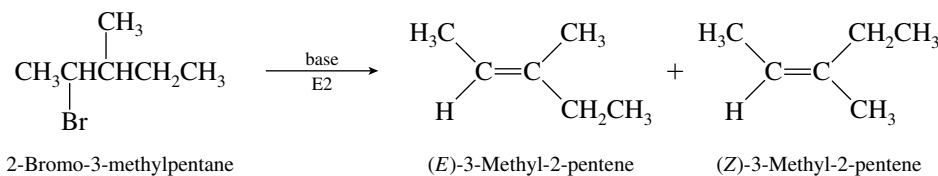


Neither alkene is capable of existing in stereoisomeric forms, and so these two are the only products of E2 elimination.

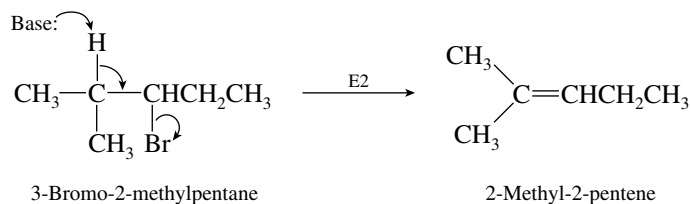
- (e) 2-Bromo-3-methylpentane can undergo dehydrohalogenation by loss of a proton from either C-1 or C-3. Loss of a proton from C-1 gives 3-methyl-1-pentene.



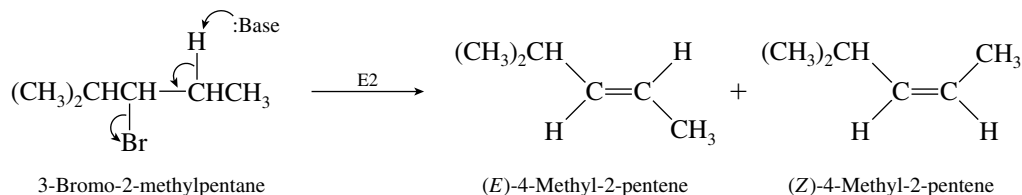
Loss of a proton from C-3 gives a mixture of (*E*)- and (*Z*)-3-methyl-2-pentene.



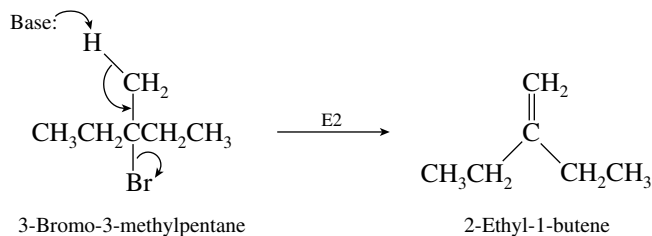
- (f) Three alkenes are possible from 3-bromo-2-methylpentane. Loss of the C-2 proton gives 2-methyl-2-pentene.



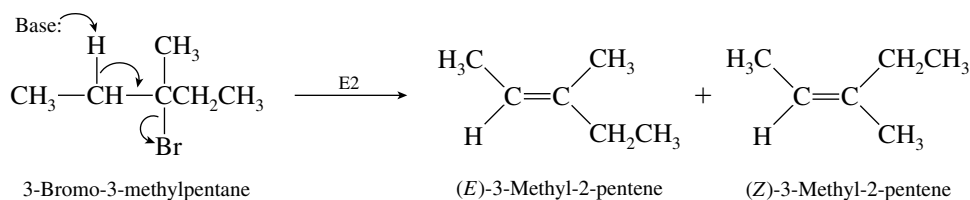
Abstraction of a proton from C-4 can yield either (*E*)- or (*Z*)-4-methyl-2-pentene.



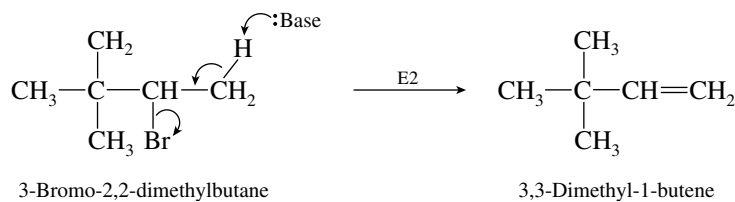
- (g) Proton abstraction from the C-3 methyl group of 3-bromo-3-methylpentane yields 2-ethyl-1-butene.



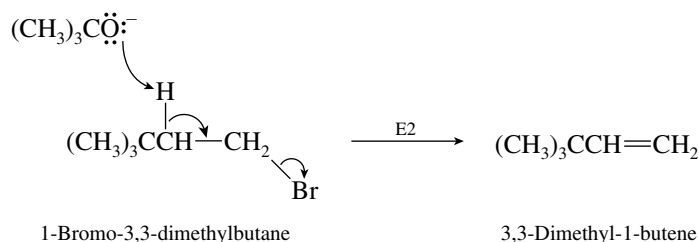
Stereoisomeric 3-methyl-2-pentenes are formed by proton abstraction from C-2.



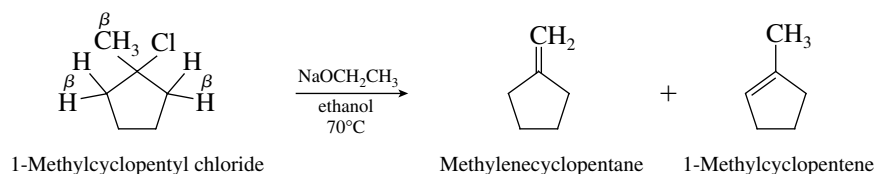
- (h) Only 3,3-dimethyl-1-butene may be formed under conditions of E2 elimination from 3-bromo-2,2-dimethylbutane.



- 5.31 (a) The reaction that takes place with 1-bromo-3,3-dimethylbutane is an E2 elimination involving loss of the bromine at C-1 and abstraction of the proton at C-2 by the strong base potassium *tert*-butoxide, yielding a single alkene.

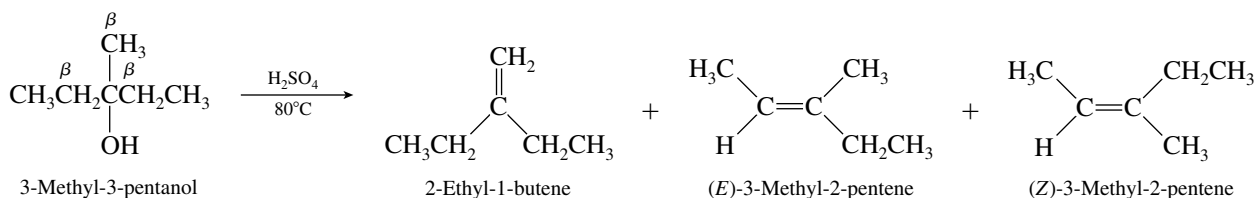


- (b) Two alkenes are capable of being formed in this β -elimination reaction.



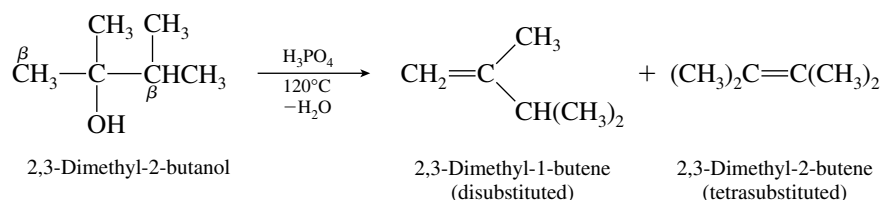
The more highly substituted alkene is 1-methylcyclopentene; it is the major product of this reaction. According to Zaitsev's rule, the major alkene is formed by proton removal from the β carbon that has the fewest hydrogens.

- (c) Acid-catalyzed dehydration of 3-methyl-3-pentanol can lead either to 2-ethyl-1-butene or to a mixture of (*E*)- and (*Z*)-3-methyl-2-pentene.



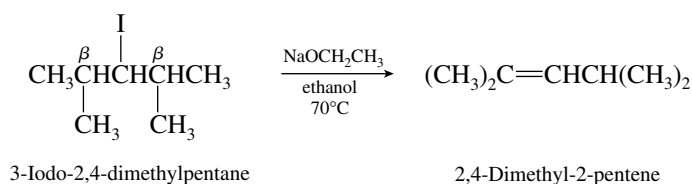
The major product is a mixture of the trisubstituted alkenes, (*E*)- and (*Z*)-3-methyl-2-pentene. Of these two stereoisomers the *E* isomer is slightly more stable and is expected to predominate.

- (d) Acid-catalyzed dehydration of 2,3-dimethyl-2-butanol can proceed in either of two directions.

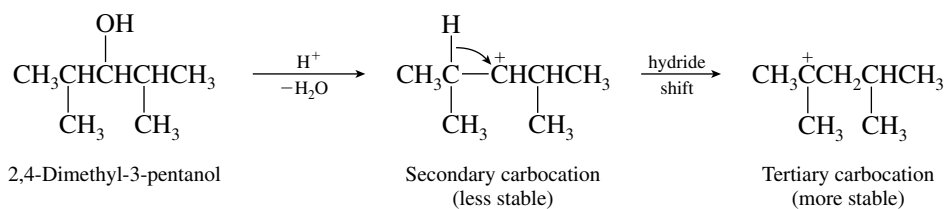


The major alkene is the one with the more highly substituted double bond, 2,3-dimethyl-2-butene. Its formation corresponds to Zaitsev's rule in that a proton is lost from the β carbon that has the fewest hydrogens.

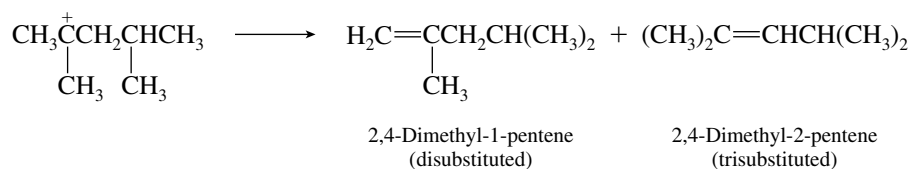
- (e) Only a single alkene is capable of being formed on E2 elimination from this alkyl iodide. Stereoisomeric alkenes are not possible, and because all the β hydrogens are equivalent, regioisomers cannot be formed either.



- (f) Despite the structural similarity of this alcohol to the alkyl halide in the preceding part of this problem, its dehydration is more complicated. The initially formed carbocation is secondary and can rearrange to a more stable tertiary carbocation by a hydride shift.



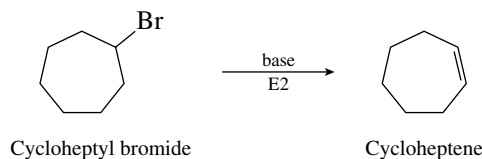
The tertiary carbocation, once formed, can give either 2,4-dimethyl-1-pentene or 2,4-dimethyl-2-pentene by loss of a proton.



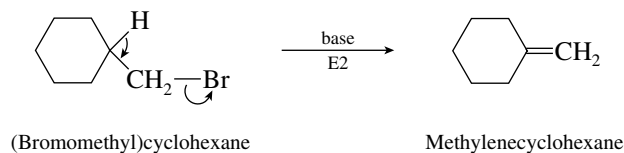
The proton is lost from the methylene group in preference to the methyl group. The major alkene is the more highly substituted one, 2,4-dimethyl-2-pentene.

- 5.32** In all parts of this problem you need to reason backward from an alkene to an alkyl bromide of molecular formula $\text{C}_7\text{H}_{13}\text{Br}$ that gives *only* the desired alkene under E2 elimination conditions. Recall that the carbon-carbon double bond is formed by loss of a proton from one of the carbons that becomes doubly bonded and a bromine from the other.

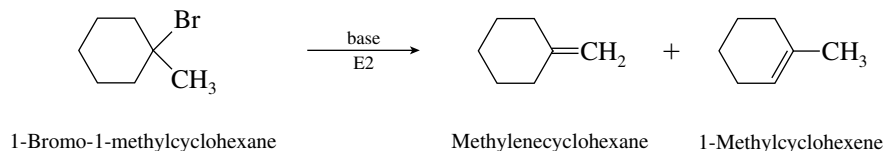
- (a) Cycloheptene is the only alkene formed by an E2 elimination reaction of cycloheptyl bromide.



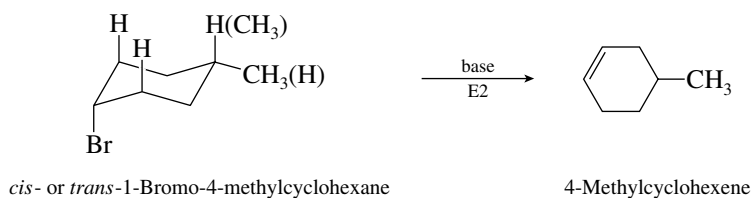
- (b) (Bromomethyl)cyclohexane is the correct answer. It gives methylenecyclohexane as the *only* alkene under E2 conditions.



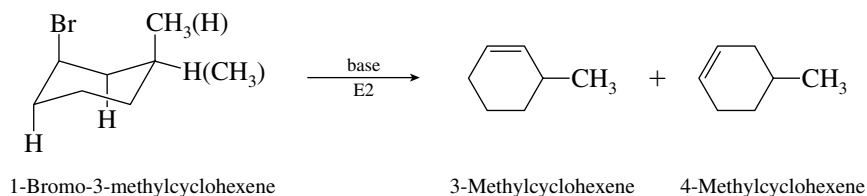
1-Bromo-1-methylcyclohexane is not correct. It gives a mixture of 1-methylcyclohexene and methylenecyclohexane on elimination.



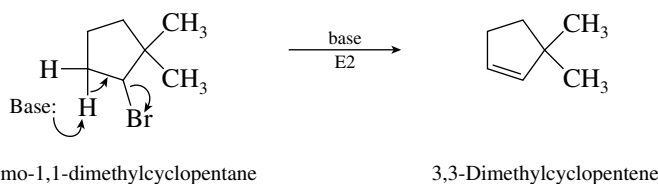
- (c) In order for 4-methylcyclohexene to be the only alkene, the starting alkyl bromide must be 1-bromo-4-methylcyclohexane. Either the *cis* or the *trans* isomer may be used, although the *cis* will react more readily, as the more stable conformation (equatorial methyl) has an axial bromine.



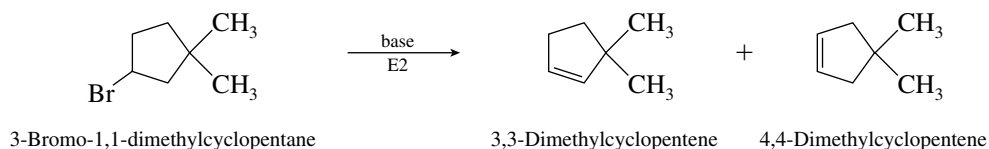
1-Bromo-3-methylcyclohexane is incorrect; its dehydrobromination yields a mixture of 3-methylcyclohexene and 4-methylcyclohexene.



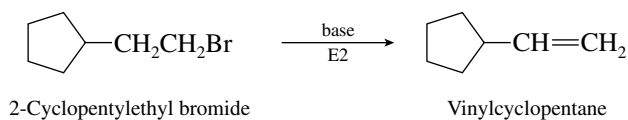
- (d) The bromine must be at C-2 in the starting alkyl bromide for a single alkene to be formed on E2 elimination.



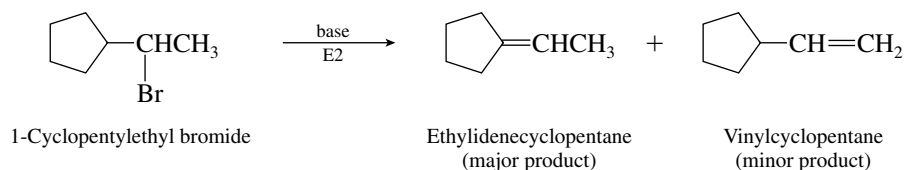
If the bromine substituent were at C-3, a mixture of 3,3-dimethyl- and 4,4-dimethylcyclopentene would be formed.



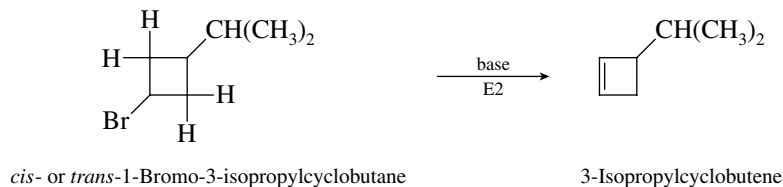
- (e) The alkyl bromide must be primary in order for the desired alkene to be the only product of E2 elimination.



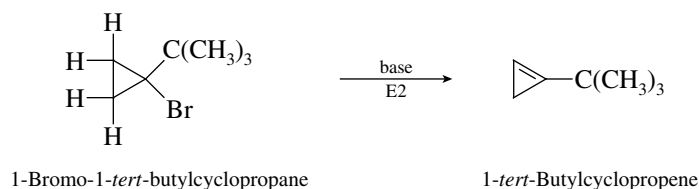
If 1-cyclopentylethyl bromide were used, a mixture of regioisomeric alkenes would be formed, with the desired vinylcyclopentane being the minor component of the mixture.



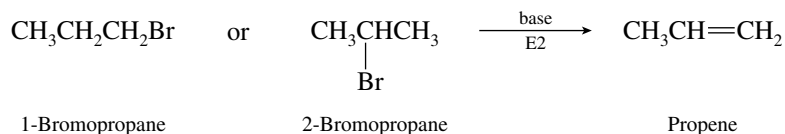
- (f) Either *cis*- or *trans*-1-bromo-3-isopropylcyclobutane would be appropriate here.



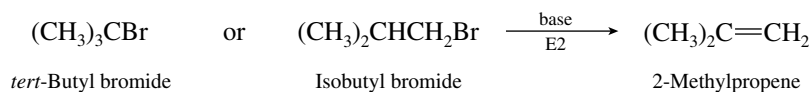
- (g) The desired alkene is the exclusive product formed on E2 elimination from 1-bromo-1-*tert*-butylcyclopropane.



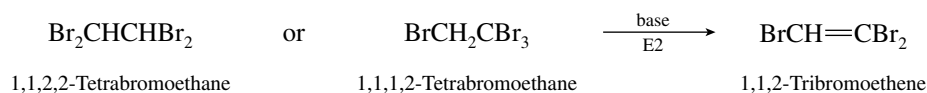
- 5.33 (a) Both 1-bromopropane and 2-bromopropane yield propene as the exclusive product of E2 elimination.



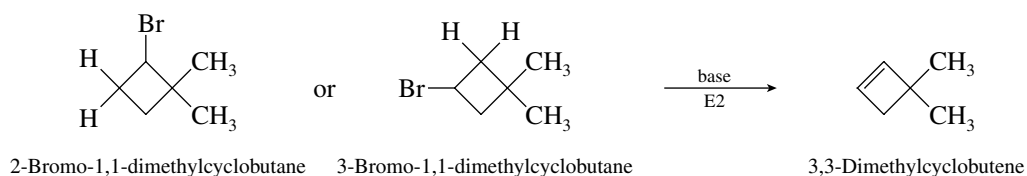
- (b) Isobutene is formed on debromination of either *tert*-butyl bromide or isobutyl bromide.



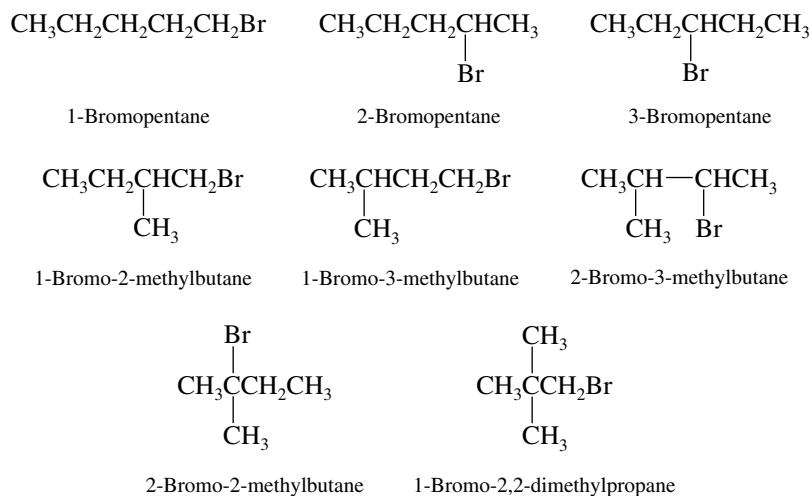
- (c) A tetrabromoalkane is required as the starting material to form a tribromoalkene under E2 elimination conditions. Either 1,1,2,2-tetrabromoethane or 1,1,1,2-tetrabromoethane is satisfactory.



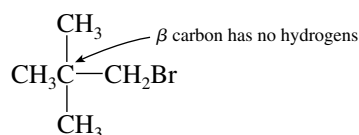
(d) The bromine substituent may be at either C-2 or C-3.



5.34 (a) The isomeric alkyl bromides having the molecular formula $C_5H_{11}Br$ are:

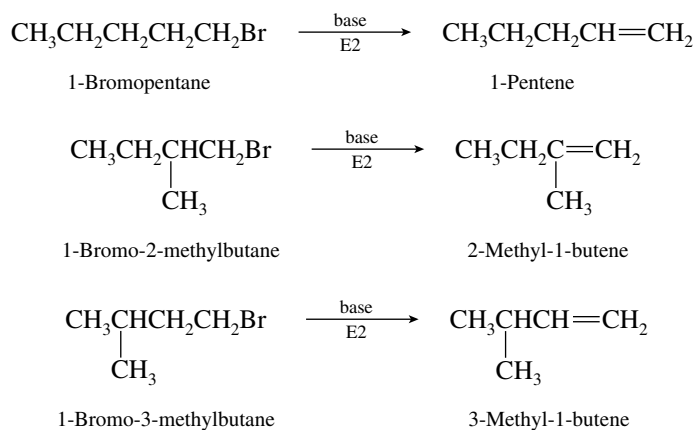


- (b) The order of reactivity toward E1 elimination parallels carbocation stability and is tertiary > secondary > primary. The tertiary bromide 2-bromo-2-methylbutane will undergo E1 elimination at the fastest rate.
- (c) 1-Bromo-2,2-dimethylpropane has no hydrogens on the β carbon and so cannot form an alkene by an E2 process.

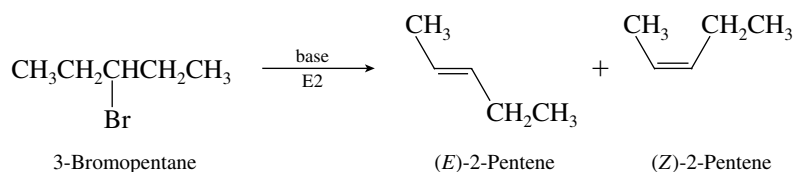


The only available pathway is E1 with rearrangement.

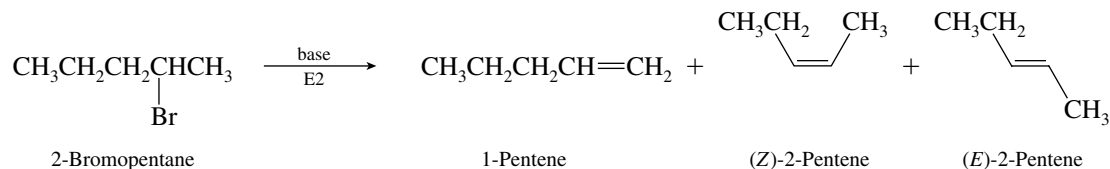
(d) Only the primary bromides will give a single alkene on E2 elimination.



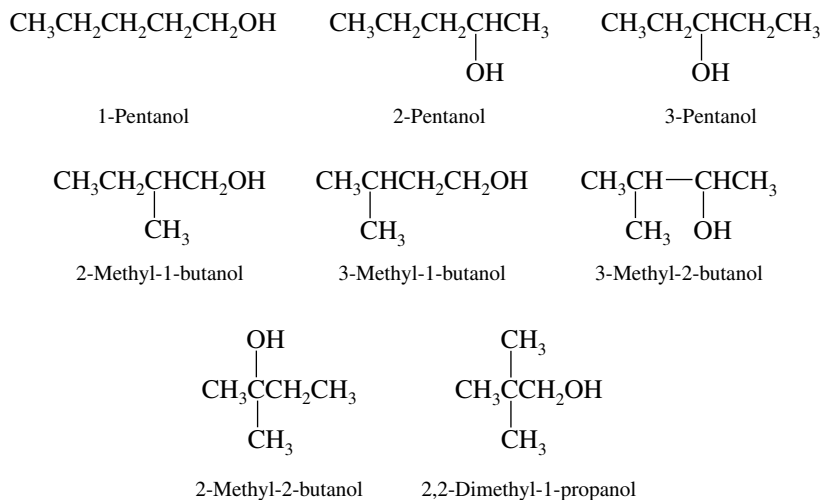
(e) Elimination in 3-bromopentane will give the stereoisomers (*E*)- and (*Z*)-2-pentene.



(f) Three alkenes can be formed from 2-bromopentane.

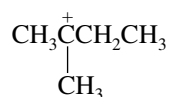


5.35 (a) The isomeric $\text{C}_5\text{H}_{12}\text{O}$ alcohols are:



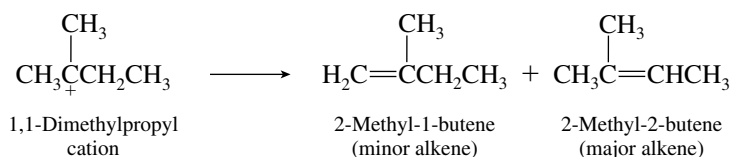
(b) The order of reactivity in alcohol dehydration parallels carbocation stability and is tertiary > secondary > primary. The only tertiary alcohol in the group is 2-methyl-2-butanol. It will dehydrate fastest.

(c) The most stable C_5H_{11} carbocation is the tertiary carbocation.

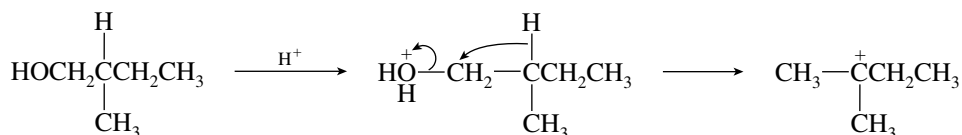
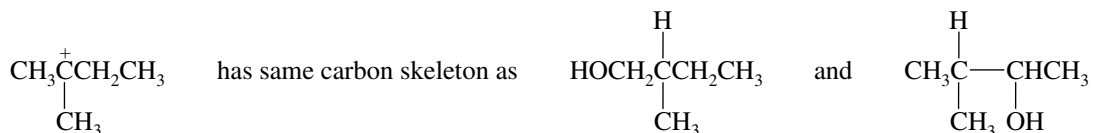


1,1-Dimethylpropyl cation

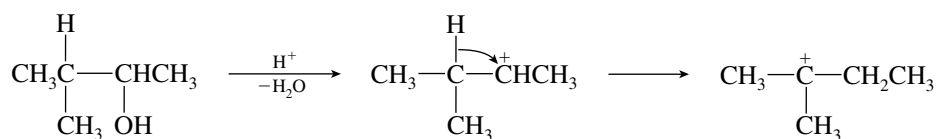
(d) A proton may be lost from C-1 or C-3:



- (e) For the 1,1-dimethylpropyl cation to be formed by a process involving a hydride shift, the starting alcohol must have the same carbon skeleton as the 1,1-dimethylpropyl cation.

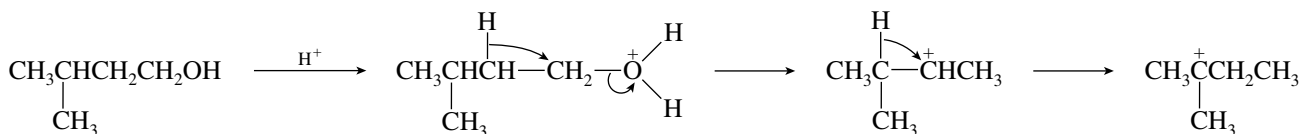


2-Methyl-1-butanol



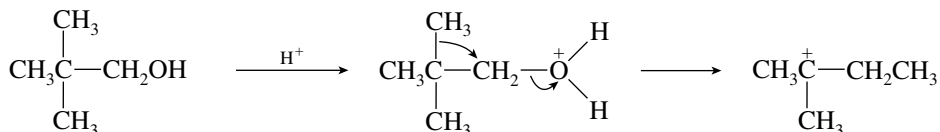
3-Methyl-2-butanol

Although the same carbon skeleton is necessary, it alone is not sufficient; the alcohol must also have its hydroxyl group on the carbon atom adjacent to the carbon that bears the migrating hydrogen. Thus, 3-methyl-1-butanol cannot form a tertiary carbocation by a single hydride shift. It requires two sequential hydride shifts.



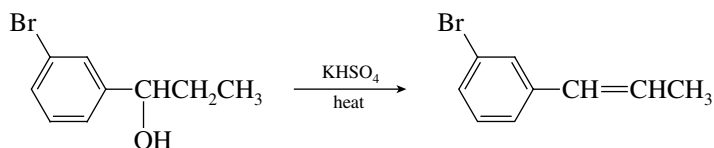
3-Methyl-1-butanol

- (f) 2,2-Dimethyl-1-propanol can yield a tertiary carbocation by a process involving a methyl shift.



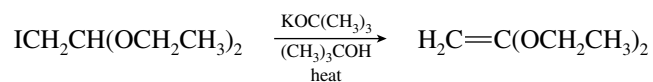
2,2-Dimethyl-1-propanol

- 5.36** (a) Heating an alcohol in the presence of an acid catalyst (KHSO_4) leads to dehydration with formation of an alkene. In this alcohol, elimination can occur in only one direction to give a mixture of cis and trans alkenes.

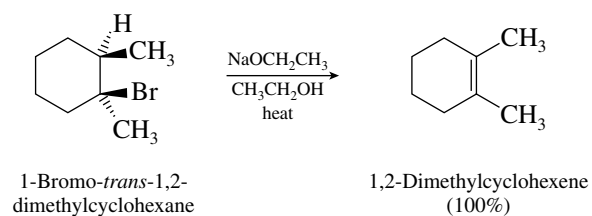


Cis-trans mixture

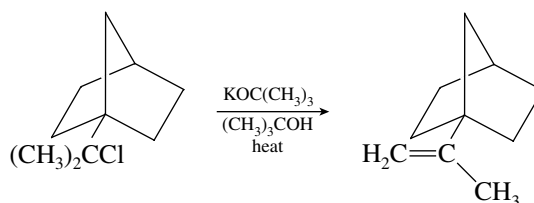
- (b) Alkyl halides undergo E2 elimination on being heated with potassium *tert*-butoxide.



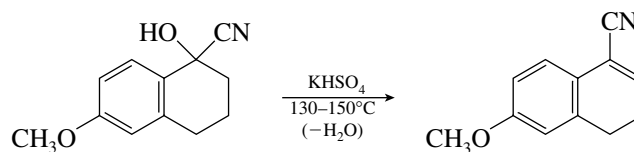
- (c) The exclusive product of this reaction is 1,2-dimethylcyclohexene.



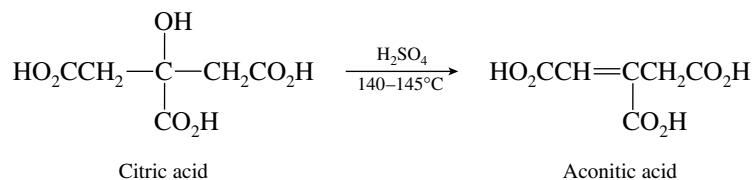
- (d) Elimination can occur only in one direction, to give the alkene shown.



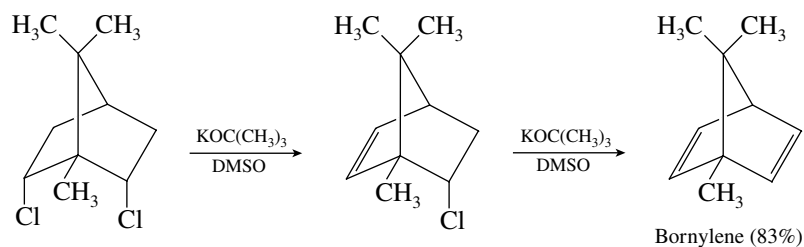
- (e) The reaction is a conventional one of alcohol dehydration and proceeds as written in 76–78% yield.



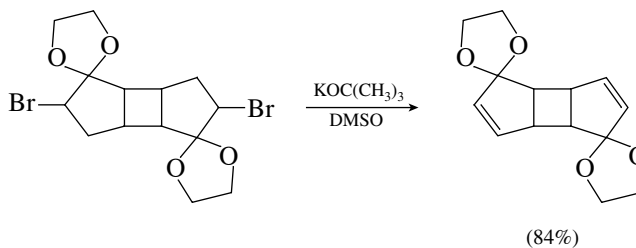
- (f) Dehydration of citric acid occurs, giving aconitic acid.



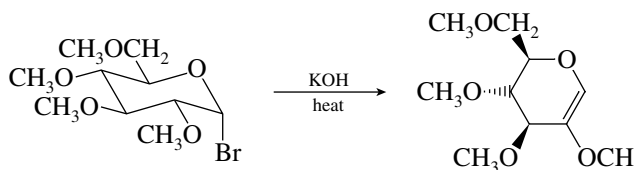
- (g) Sequential double dehydrohalogenation gives the diene.



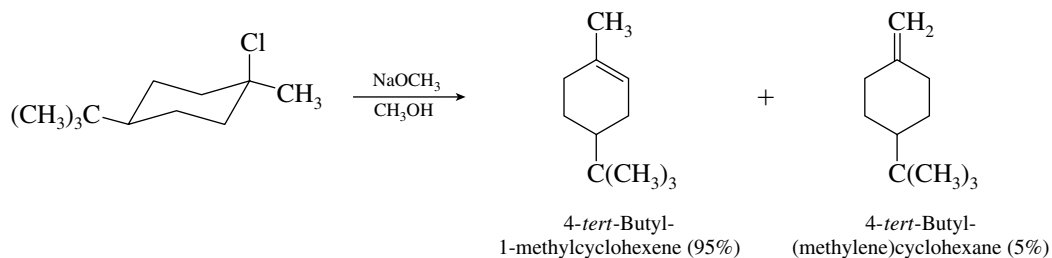
- (h) This example has been reported in the chemical literature, and in spite of the complexity of the starting material, elimination proceeds in the usual way.



- (i) Again, we have a fairly complicated substrate, but notice that it is well disposed toward E2 elimination of the axial bromine.

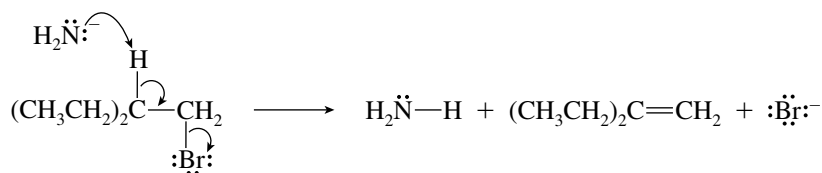


- (j) In the most stable conformation of this compound, chlorine occupies an axial site, and so it is ideally situated to undergo an E2 elimination reaction by way of an anti arrangement in the transition state.

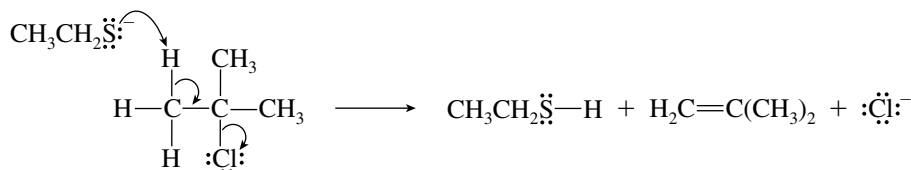


The minor product is the less highly substituted isomer, in which the double bond is exocyclic to the ring.

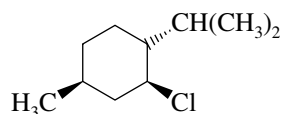
- 5.37** First identify the base as the amide ion (H_2N^-) portion of potassium amide (KNH_2). Amide ion is a strong base and uses an unshared electron pair to abstract a proton from β carbon of the alkyl halide. The pair of electrons in the $\text{C}-\text{H}$ bond becomes the π component of the double bond as the $\text{C}-\text{Br}$ bond breaks. The electrons in the $\text{C}-\text{Br}$ bond become an unshared electron pair of bromide ion.



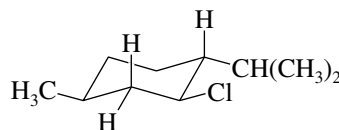
- 5.38** The problem states that the reaction is first order in $(\text{CH}_3)_3\text{CCl}$ (*tert*-butyl chloride) and first order in $\text{NaSCH}_2\text{CH}_3$ (sodium ethanethiolate). It therefore exhibits the kinetic behavior (overall second order) of a reaction that proceeds by the E2 mechanism. The base that abstracts the proton from carbon is the anion $\text{CH}_3\text{CH}_2\text{S}^-$.



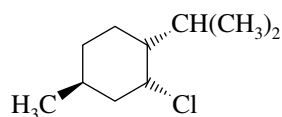
- 5.39** The two starting materials are stereoisomers of each other, and so it is reasonable to begin by examining each one in more stereochemical detail. First, write the most stable conformation of each isomer, keeping in mind that isopropyl is the bulkiest of the three substituents and has the greatest preference for an equatorial orientation.



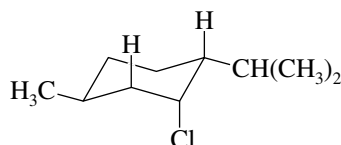
Menthyl chloride



Most stable conformation of menthyl chloride:
none of the three β protons is anti to chlorine



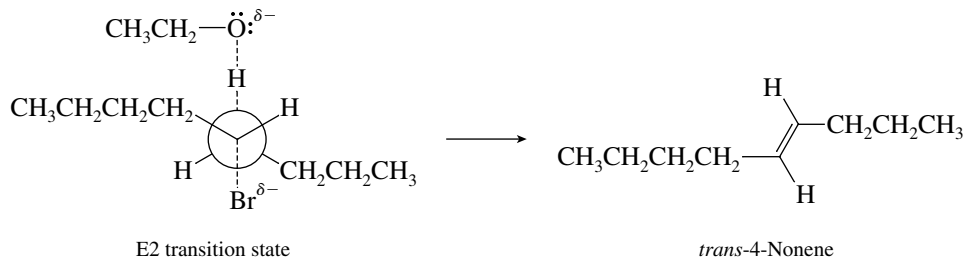
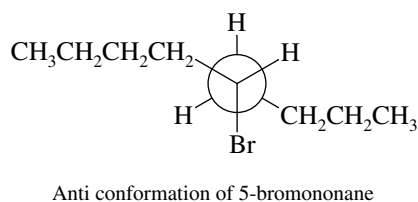
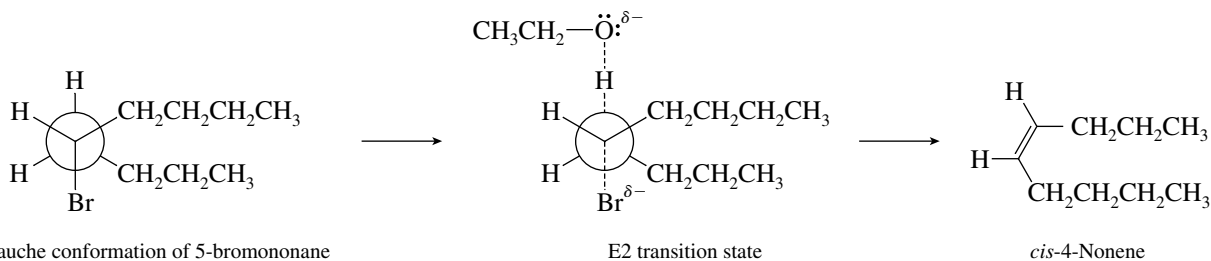
Neomenthyl chloride



Most stable conformation of neomenthyl chloride:
each β carbon has a proton that is anti to chlorine

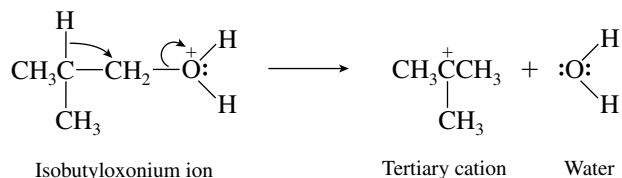
The anti periplanar relationship of halide and proton can be achieved only when the chlorine is axial; this corresponds to the most stable conformation of neomenthyl chloride. Menthyl chloride, on the other hand, must undergo appreciable distortion of its ring to achieve an anti periplanar Cl—C—C—H geometry. Strain increases substantially in going to the transition state for E2 elimination in menthyl chloride but not in neomenthyl chloride. Neomenthyl chloride undergoes E2 elimination at the faster rate.

- 5.40** The proton that is removed by the base must be anti to bromine. Thus, the alkyl groups must be gauche to one another in the conformation that leads to *cis*-4-nonene and anti to one another in the one that leads to *trans*-4-nonene.

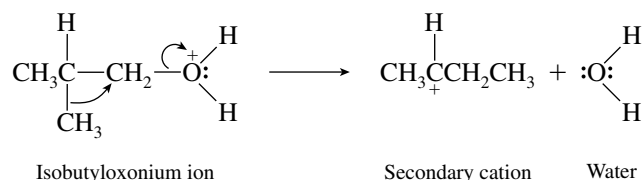


The alkyl groups move closer together (van der Waals strain increases) as the transition state for formation of *cis*-4-nonene is approached. No comparable increase in strain is involved in going to the transition state for formation of the *trans* isomer.

- 5.41 Begin by writing chemical equations for the processes specified in the problem. First consider rearrangement by way of a hydride shift:



Rearrangement by way of a methyl group shift is as follows:



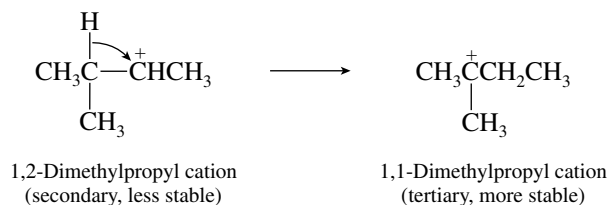
A hydride shift gives a tertiary carbocation; a methyl migration gives a secondary carbocation. It is reasonable to expect that rearrangement will occur so as to produce the more stable of these two carbocations because the transition state has carbocation character at the carbon that bears the migrating group. We predict that rearrangement proceeds by a hydride shift rather than a methyl shift, since the group that remains behind in this process stabilizes the carbocation better.

- 5.42 Rearrangement proceeds by migration of a hydrogen or an alkyl group from the carbon atom adjacent to the positively charged carbon.

- (a) A propyl cation is primary and rearranges to an isopropyl cation, which is secondary, by migration of a hydrogen with its pair of electrons.

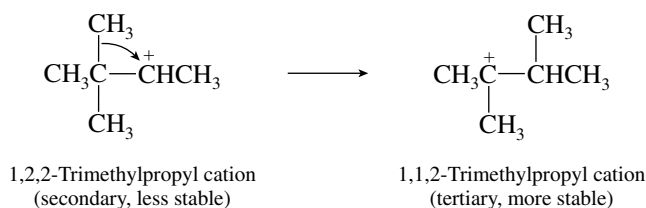


- (b) A hydride shift transforms the secondary carbocation to a tertiary one.

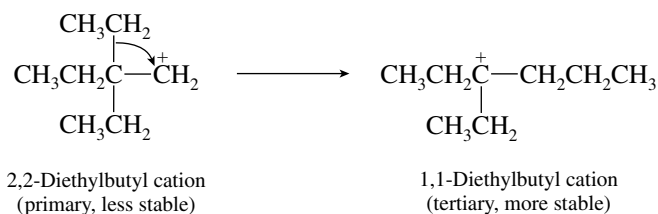


This hydride shift occurs in preference to methyl migration, which would produce the same secondary carbocation. (Verify this by writing appropriate structural formulas.)

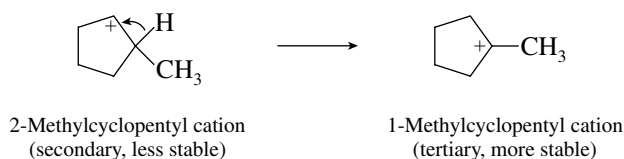
- (c) Migration of a methyl group converts this secondary carbocation to a tertiary one.



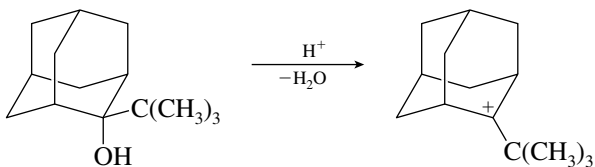
- (d) The group that shifts in this case is the entire ethyl group.



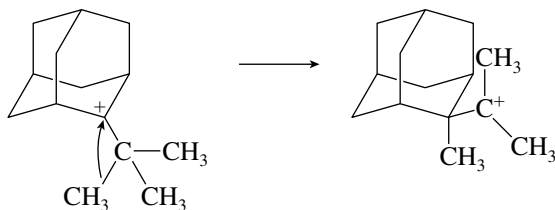
- (e) Migration of a hydride from the ring carbon that bears the methyl group produces a tertiary carbocation.



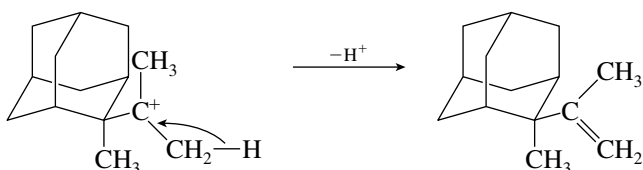
- 5.43 (a) Note that the starting material is an alcohol and that it is treated with an acid. The product is an alkene but its carbon skeleton is different from that of the starting alcohol. The reaction is one of alcohol dehydration accompanied by rearrangement at the carbocation stage. Begin by writing the step in which the alcohol is converted to a carbocation.



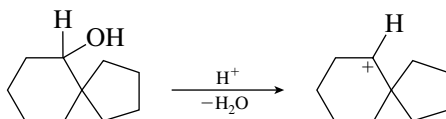
The carbocation is tertiary and relatively stable. Migration of a methyl group from the *tert*-butyl substituent, however, converts it to an isomeric carbocation, which is also tertiary.



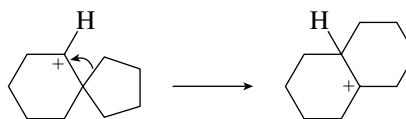
Loss of a proton from this carbocation gives the observed product.



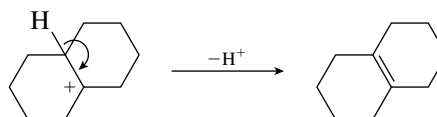
- (b) Here also we have an alcohol dehydration reaction accompanied by rearrangement. The initially formed carbocation is secondary.



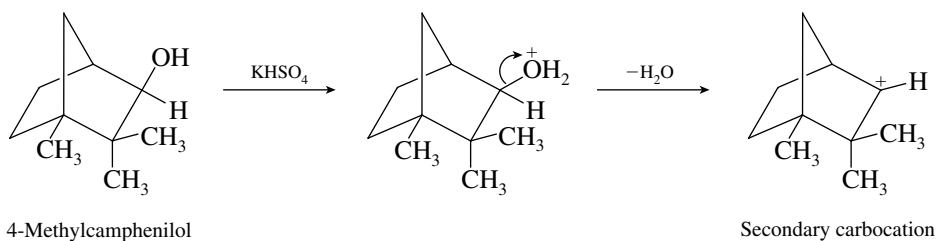
This cation can rearrange to a tertiary carbocation by an alkyl group shift.



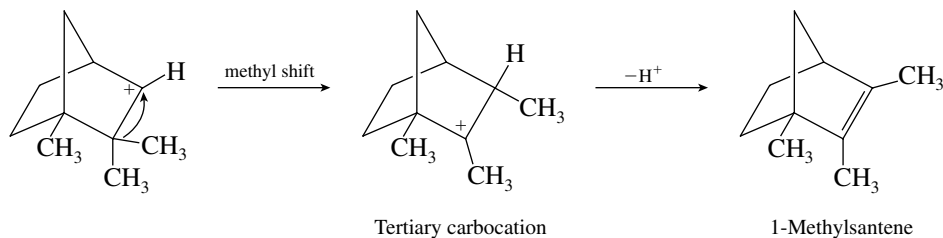
Loss of a proton from the tertiary carbocation gives the observed alkene.



- (c) The reaction begins as a normal alcohol dehydration in which the hydroxyl group is protonated by the acid catalyst and then loses water from the oxonium ion to give a carbocation.

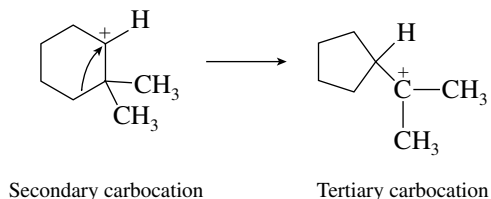


We see that the final product, 1-methylsantene, has a rearranged carbon skeleton corresponding to a methyl shift, and so we consider the rearrangement of the initially formed secondary carbocation to a tertiary ion.

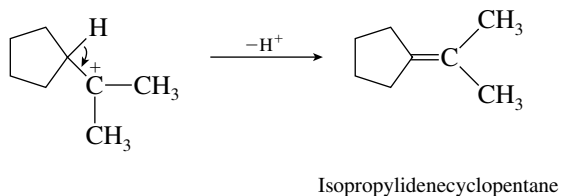


Deprotonation of the tertiary carbocation yields 1-methylsantene.

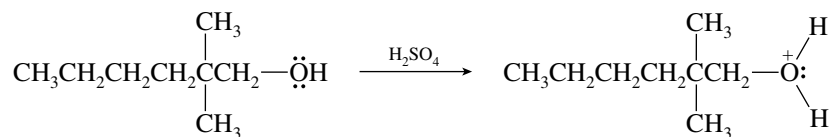
- 5.44** The secondary carbocation can, as we have seen, rearrange by a methyl shift (Problem 5.16). It can also rearrange by migration of one of the ring bonds.



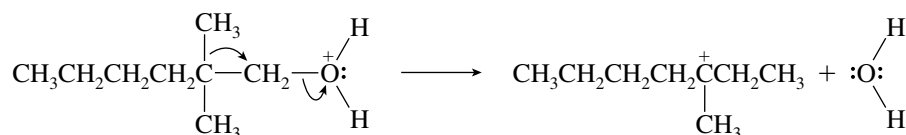
The tertiary carbocation formed by this rearrangement can lose a proton to give the observed byproduct.



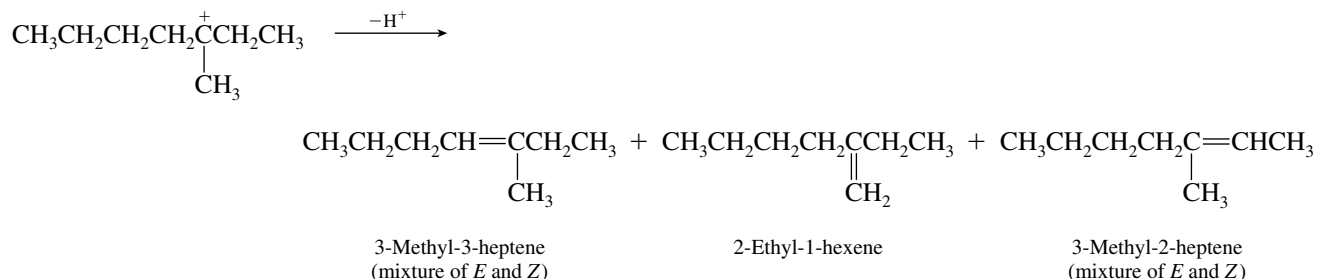
- 5.45 Let's do both part (a) and part (b) together by reasoning mechanistically. The first step in any acid-catalyzed alcohol dehydration is proton transfer to the OH group.



But notice that because this alcohol does not have any hydrogens on its β carbon, it cannot dehydrate directly. Any alkenes that are formed must arise by rearrangement processes. Consider, for example, migration of either of the two equivalent methyl groups at C-2.

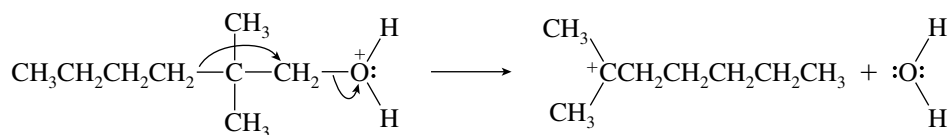


The resulting carbocation can lose a proton in three different directions.

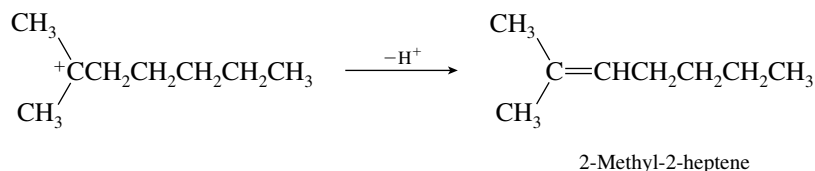


The alkene mixture shown in the preceding equation constitutes part of the answer to part (b). None of the alkenes arising from methyl migration is 2-methyl-2-heptene, the answer to part (a), however.

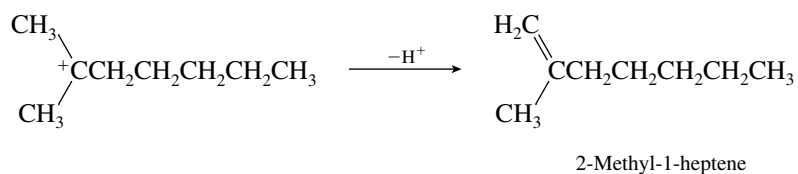
What other group can migrate? The other group attached to the β carbon is a butyl group. Consider its migration.



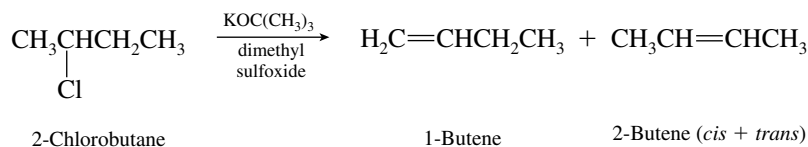
Loss of a proton from the carbocation gives the alkene in part (a).



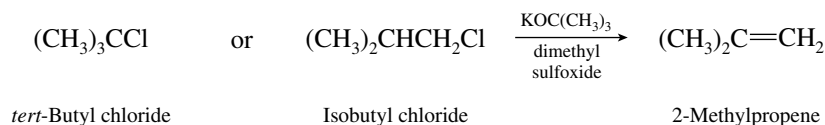
A proton can also be lost from one of the methyl groups to give 2-methyl-1-heptene. This is the last alkene constituting the answer to part (b).



- 5.46 Only two alkanes have the molecular formula C_4H_{10} : butane and isobutane (2-methylpropane)—both of which give two monochlorides on free-radical chlorination. However, dehydrochlorination of one of the monochlorides derived from butane yields a mixture of alkenes.

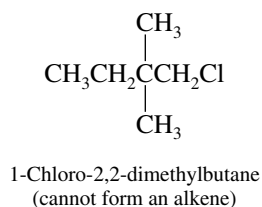


Both monochlorides derived from 2-methylpropane yield only 2-methylpropene under conditions of E2 elimination.

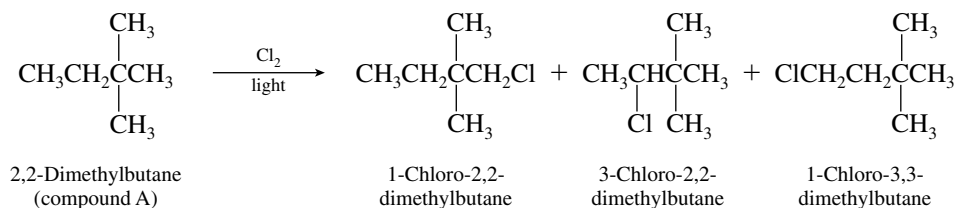


Compound A is therefore 2-methylpropane, the two alkyl chlorides are *tert*-butyl chloride and isobutyl chloride, and alkene B is 2-methylpropene.

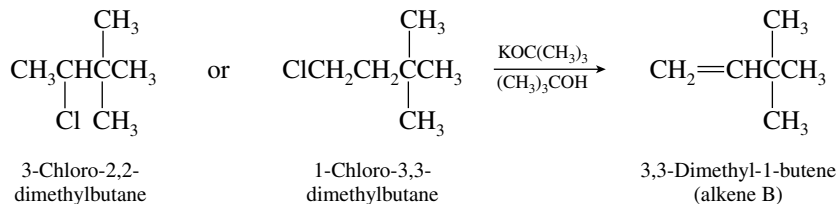
- 5.47 The key to this problem is the fact that one of the alkyl chlorides of molecular formula $C_6H_{13}Cl$ does not undergo E2 elimination. It must therefore have a structure in which the carbon atom that is β to the chlorine bears no hydrogens. This $C_6H_{13}Cl$ isomer is 1-chloro-2,2-dimethylbutane.



Identifying this monochloride derivative gives us the carbon skeleton. The starting alkane (compound A) must be 2,2-dimethylbutane. Its free-radical halogenation gives three different monochlorides:



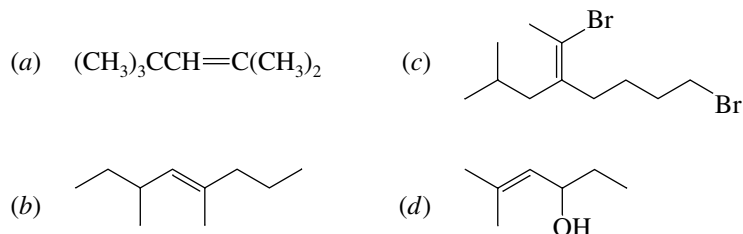
Both 3-chloro-2,2-dimethylbutane and 1-chloro-3,3-dimethylbutane give only 3,3-dimethyl-1-butene on E2 elimination.



SELF-TEST

PART A

A-1. Write the correct IUPAC name for each of the following:



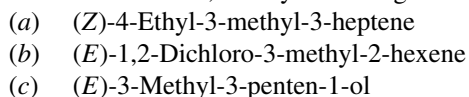
A-2. Each of the following is an incorrect name for an alkene. Write the structure and give the correct name for each.



A-3. (a) Write the structures of all the alkenes of molecular formula C_5H_{10} .
 (b) Which isomer is the most stable?
 (c) Which isomers are the least stable?
 (d) Which isomers can exist as a pair of stereoisomers?

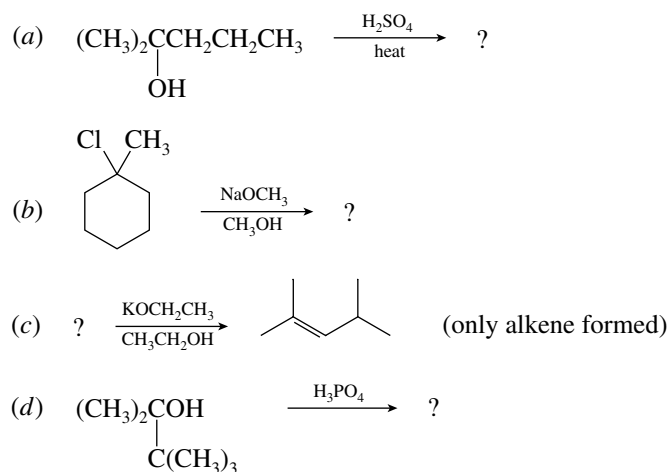
A-4. How many carbon atoms are sp^2 -hybridized in 2-methyl-2-pentene? How many are sp^3 -hybridized? How many σ bonds are of the sp^2 - sp^3 type?

A-5. Write the structure, clearly indicating the stereochemistry, of each of the following:



A-6. Write structural formulas for two alkenes of molecular formula C_7H_{14} that are stereoisomers of each other and have a trisubstituted double bond. Give systematic names for each.

A-7. Write structural formulas for the reactant or product(s) omitted from each of the following. If more than one product is formed, indicate the major one.

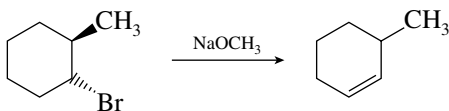


A-8. Write the structure of the $\text{C}_6\text{H}_{13}\text{Br}$ isomer that is *not* capable of undergoing E2 elimination.

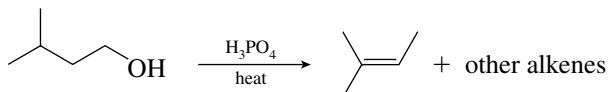
A-9. Write a stepwise mechanism for the formation of 2-methyl-2-butene from the dehydration of 2-methyl-2-butanol in sulfuric acid.

A-10. Draw the structures of all the alkenes, including stereoisomers, that can be formed from the E2 elimination of 3-bromo-2,3-dimethylpentane with sodium ethoxide ($\text{NaOCH}_2\text{CH}_3$) in ethanol. Which of these would you expect to be the major product?

- A-11.** Using curved arrows and perspective drawings (of chair cyclohexanes), explain the formation of the indicated product from the following reaction:



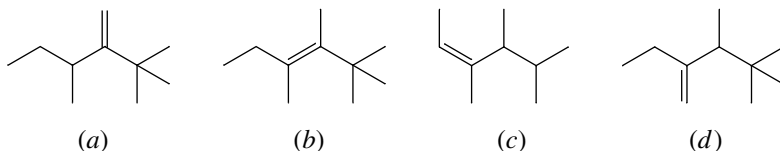
- A-12.** Compare the relative rate of reaction of *cis*- and *trans*-1-chloro-3-isopropylcyclohexane with sodium methoxide in methanol by the E2 mechanism.
- A-13.** Outline a mechanism for the following reaction:



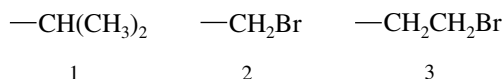
- A-14.** Compound A, on reaction with bromine in the presence of light, gave as the major product compound B ($\text{C}_9\text{H}_{19}\text{Br}$). Reaction of B with sodium ethoxide in ethanol gave 3-ethyl-4,4-dimethyl-2-pentene as the only alkene. Identify compounds A and B.

PART B

- B-1.** Which one of the alkenes shown below has the *Z* configuration of its double bond?

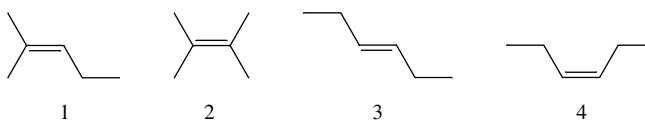


- B-2.** Carbon-carbon double bonds do not undergo rotation as do carbon-carbon single bonds. The reason is that
- The double bond is much stronger and thus more difficult to rotate
 - Overlap of the sp^2 orbitals of the carbon-carbon σ bond would be lost
 - Overlap of the p orbitals of the carbon-carbon π bond would be lost
 - The shorter bond length of the double bond makes it more difficult for the attached groups to pass one another
 - The statement is incorrect—rotation around double bonds does occur.
- B-3.** Rank the following substituent groups in order of decreasing priority according to the Cahn-Ingold-Prelog system:



- (a) $2 > 3 > 1$ (b) $1 > 3 > 2$ (c) $3 > 1 > 2$ (d) $2 > 1 > 3$

- B-4.** The heats of combustion for the four C_6H_{12} isomers shown are (not necessarily in order): 955.3, 953.6, 950.6, and 949.7 (all in kilocalories per mole). Which of these values is most likely the heat of combustion of isomer 1?

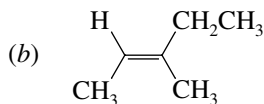
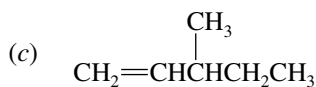
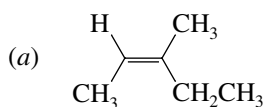
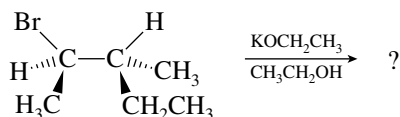


- (a) 955.3 kcal/mol (c) 950.6 kcal/mol
(b) 953.6 kcal/mol (d) 949.7 kcal/mol

1. Dehydration
2. E2 mechanism
3. Carbon skeleton migration
4. Most stable carbocation forms
5. Single-step reaction

(a) 1, 3 (b) 1, 2, 3 (c) 1, 2, 5 (d) 1, 3, 4

B-11. Select the formula or statement representing the major product(s) of the following reaction:

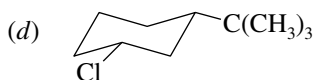
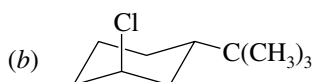
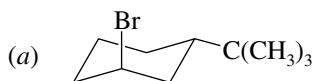


(d) Both (a) and (b) form in approximately equal amounts.

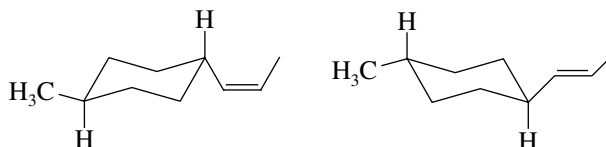
B-12. Which one of the following statements concerning E2 reactions of alkyl halides is true?

- (a) The rate of an E2 reaction depends only on the concentration of the alkyl halide.
- (b) The rate of an E2 reaction depends only on the concentration of the base.
- (c) The C—H bond and the C—X (X = halogen) bond are broken in the same step.
- (d) Alkyl chlorides generally react faster than alkyl bromides.

B-13. Which alkyl halide undergoes E2 elimination at the fastest rate?



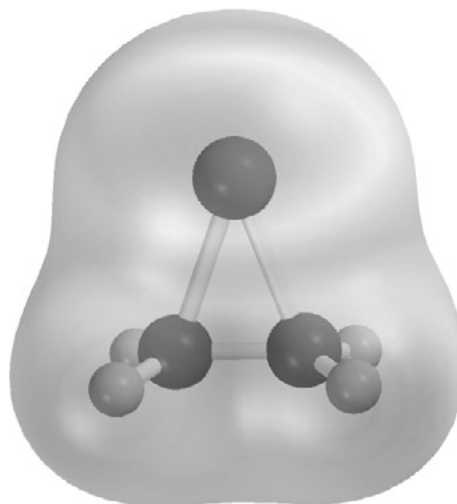
B-14. What is the relationship between the pair of compounds shown?



- (a) Identical: superimposable without bond rotations
- (b) Conformations
- (c) Stereoisomers
- (d) Constitutional isomers

B-15. Which one of the following will give 2-methyl-1-butene as the *only* alkene on treatment with $\text{KOC}(\text{CH}_3)_3$ in dimethyl sulfoxide?

- (a) 1-Bromo-2-methylbutane
- (b) 2-Methyl-1-butanol
- (c) 2-Bromo-2-methylbutane
- (d) 2-Methyl-2-butanol

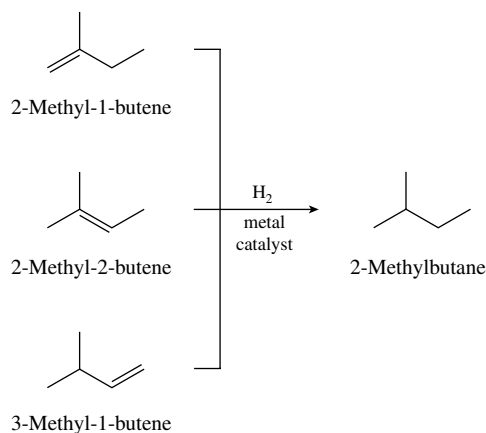


CHAPTER 6

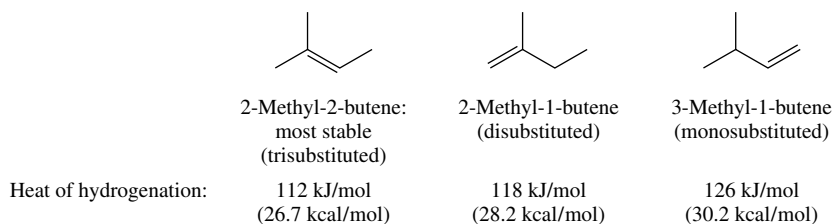
REACTIONS OF ALKENES: ADDITION REACTIONS

SOLUTIONS TO TEXT PROBLEMS

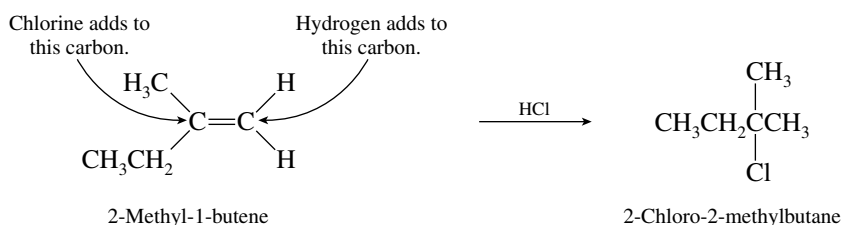
- 6.1 Catalytic hydrogenation converts an alkene to an alkane having the same carbon skeleton. Since 2-methylbutane is the product of hydrogenation, all three alkenes must have a four-carbon chain with a one-carbon branch. The three alkenes are therefore:



- 6.2 The most highly substituted double bond is the most stable and has the smallest heat of hydrogenation.

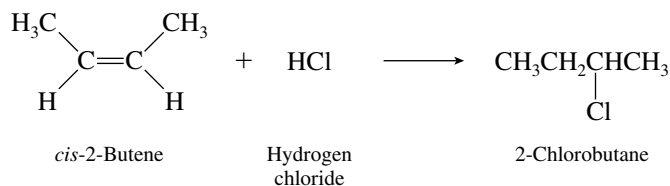


- 6.3 (b) Begin by writing out the structure of the starting alkene. Identify the doubly bonded carbon that has the greater number of attached hydrogens; this is the one to which the proton of hydrogen chloride adds. Chlorine adds to the carbon atom of the double bond that has the fewer attached hydrogens.

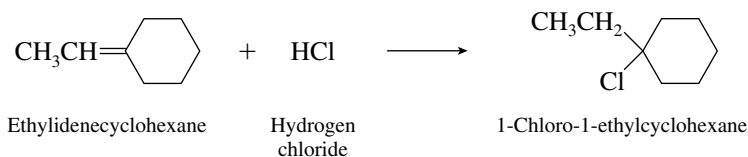


By applying Markovnikov's rule, we see that the major product is 2-chloro-2-methylbutane.

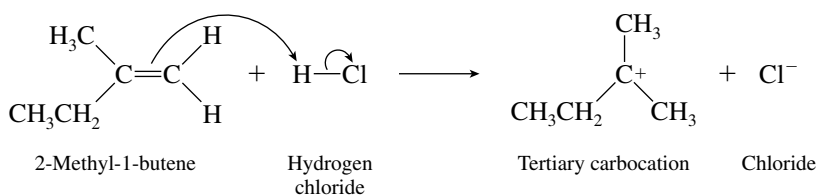
- (c) Regioselectivity of addition is not an issue here, because the two carbons of the double bond are equivalent in *cis*-2-butene. Hydrogen chloride adds to *cis*-2-butene to give 2-chlorobutane.



- (d) One end of the double bond has no attached hydrogens, but the other end has one. In accordance with Markovnikov's rule, the proton of hydrogen chloride adds to the carbon that already has one hydrogen. The product is 1-chloro-1-ethylcyclohexane.

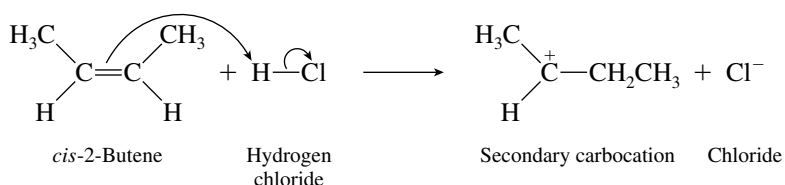


- 6.4 (b) A proton is transferred to the terminal carbon atom of 2-methyl-1-butene so as to produce a tertiary carbocation.



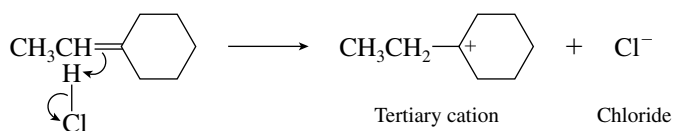
This is the carbocation that leads to the observed product, 2-chloro-2-methylbutane.

- (c) A secondary carbocation is an intermediate in the reaction of *cis*-2-butene with hydrogen chloride.



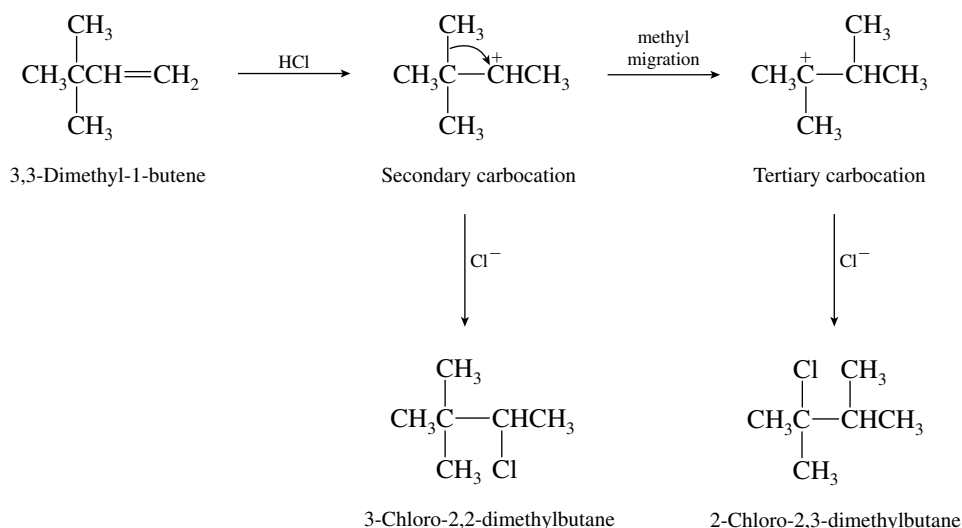
Capture of this carbocation by chloride gives 2-chlorobutane.

(d) A tertiary carbocation is formed by protonation of the double bond.



This carbocation is captured by chloride to give the observed product, 1-chloro-1-ethylcyclohexane.

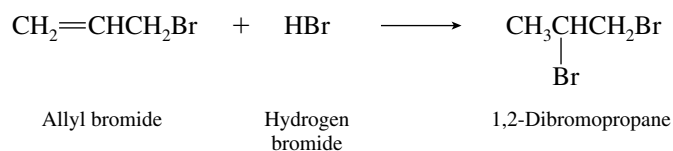
6.5 The carbocation formed by protonation of the double bond of 3,3-dimethyl-1-butene is secondary. Methyl migration can occur to give a more stable tertiary carbocation.



The two chlorides are 3-chloro-2,2-dimethylbutane and 2-chloro-2,3-dimethylbutane.

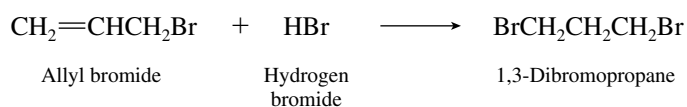
6.6 The structure of allyl bromide (3-bromo-1-propene) is $\text{CH}_2=\text{CHCH}_2\text{Br}$. Its reaction with hydrogen bromide in accordance with Markovnikov's rule proceeds by addition of a proton to the doubly bonded carbon that has the greater number of attached hydrogens.

Addition according to Markovnikov's rule:

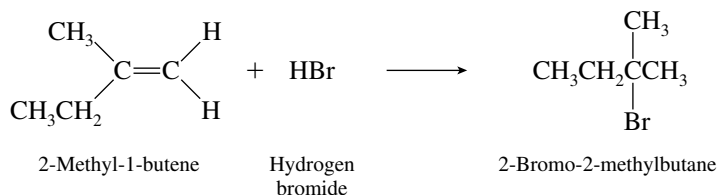


Addition of hydrogen bromide opposite to Markovnikov's rule leads to 1,3-dibromopropane.

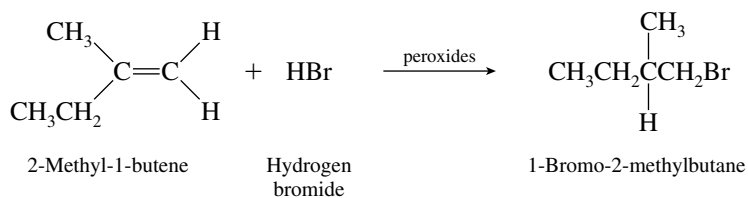
Addition contrary to Markovnikov's rule:



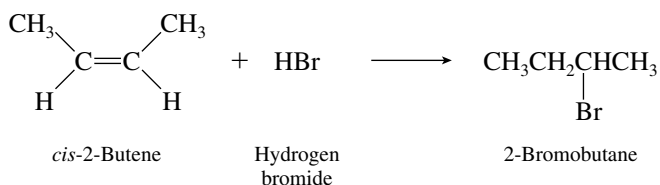
- 6.7 (b) Hydrogen bromide adds to 2-methyl-1-butene in accordance with Markovnikov's rule when peroxides are absent. The product is 2-bromo-2-methylbutane.



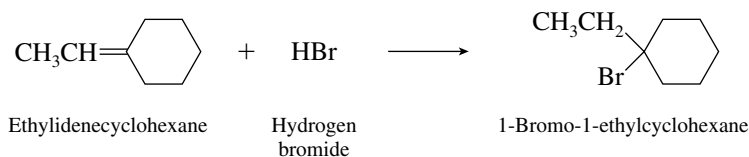
The opposite regioselectivity is observed when peroxides are present. The product is 1-bromo-2-methylbutane.



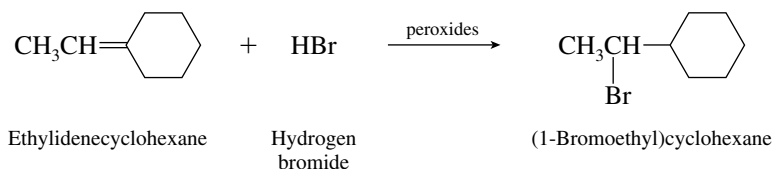
- (c) Both ends of the double bond in *cis*-2-butene are equivalently substituted, so that the same product (2-bromobutane) is formed by hydrogen bromide addition regardless of whether the reaction is carried out in the presence of peroxides or in their absence.



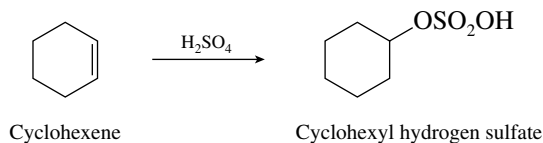
- (d) A tertiary bromide is formed on addition of hydrogen bromide to ethylenecyclohexane in the absence of peroxides.



The regioselectivity of addition is reversed in the presence of peroxides, and the product is (1-bromoethyl)cyclohexane.



- 6.8 The first step is the addition of sulfuric acid to give cyclohexyl hydrogen sulfate.

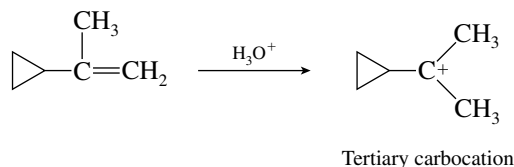


- 6.9 The presence of hydroxide ion in the second step is incompatible with the medium in which the reaction is carried out. The reaction as shown in step 1



is performed in acidic solution. There are, for all practical purposes, no hydroxide ions in aqueous acid, the strongest base present being water itself. It is quite important to pay attention to the species that are actually present in the reaction medium whenever you formulate a reaction mechanism.

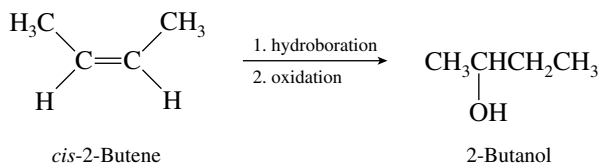
- 6.10 The more stable the carbocation, the faster it is formed. The more reactive alkene gives a tertiary carbocation in the rate-determining step.



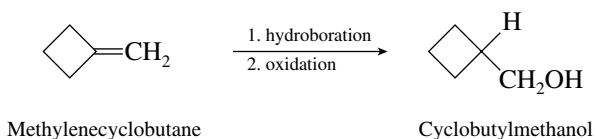
Protonation of $\triangle-\text{CH}=\text{CHCH}_3$ gives a secondary carbocation.

- 6.11 The mechanism of electrophilic addition of hydrogen chloride to 2-methylpropene as outlined in text Section 6.6 proceeds through a carbocation intermediate. This mechanism is the reverse of the E1 elimination. The E2 mechanism is concerted—it does not involve an intermediate.

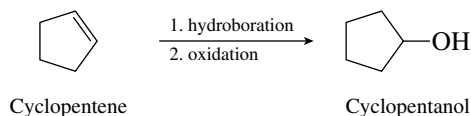
- 6.12 (b) The carbon-carbon double bond is symmetrically substituted in *cis*-2-butene, and so the regioselectivity of hydroboration-oxidation is not an issue. Hydration of the double bond gives 2-butanol.



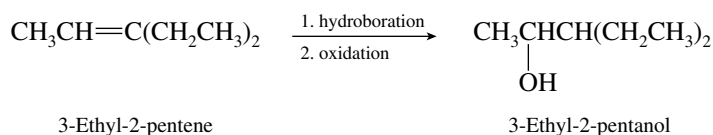
- (c) Hydroboration-oxidation of alkenes is a method that leads to hydration of the double bond with a regioselectivity opposite to Markovnikov's rule.



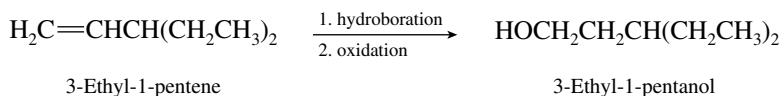
- (d) Hydroboration-oxidation of cyclopentene gives cyclopentanol.



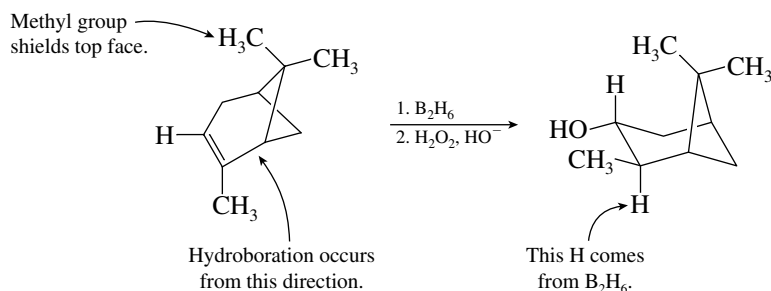
- (e) When alkenes are converted to alcohols by hydroboration-oxidation, the hydroxyl group is introduced at the less substituted carbon of the double bond.



- (f) The less substituted carbon of the double bond in 3-ethyl-1-pentene is at the end of the chain. It is this carbon that bears the hydroxyl group in the product of hydroboration–oxidation.

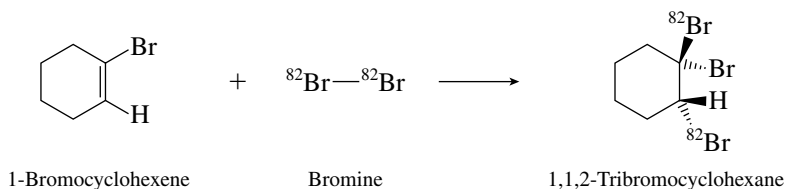


- 6.13 The bottom face of the double bond of α -pinene is less hindered than the top face.

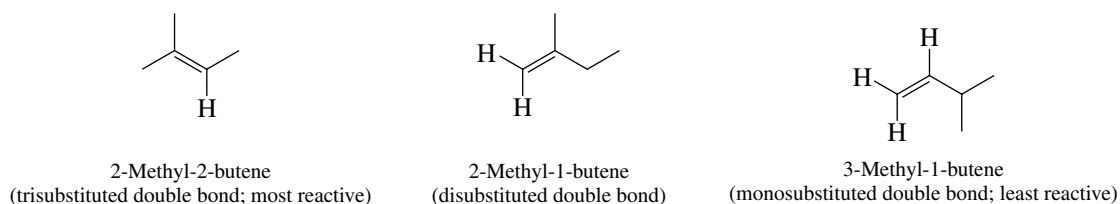


Syn addition of H and OH takes place and with a regioselectivity opposite to that of Markovnikov's rule.

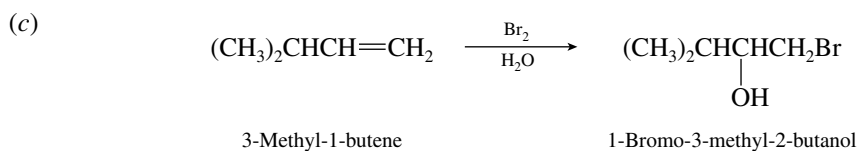
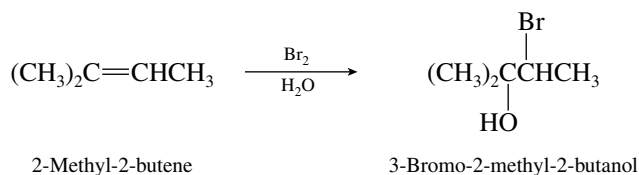
- 6.14 Bromine adds anti to the double bond of 1-bromocyclohexene to give 1,1,2-tribromocyclohexane. The radioactive bromines (^{82}Br) are vicinal and trans to each other.



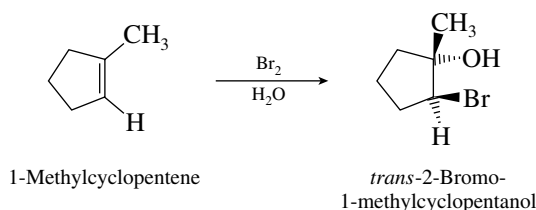
- 6.15 Alkyl substituents on the double bond increase the reactivity of the alkene toward addition of bromine.



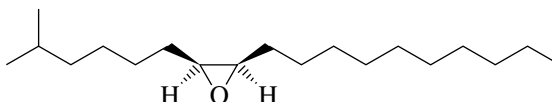
- 6.16 (b) Bromine becomes bonded to the less highly substituted carbon of the double bond, the hydroxyl group to the more highly substituted one.



(d) Anti addition occurs.

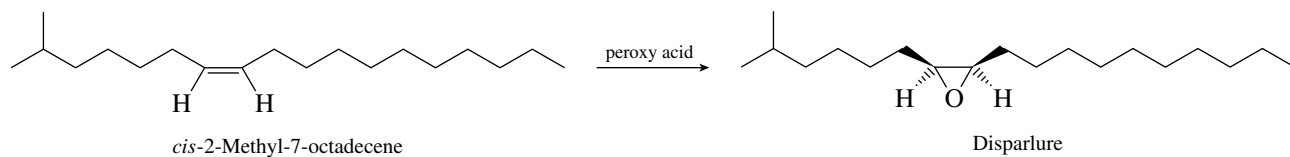


6.17 The structure of disparlure is as shown.

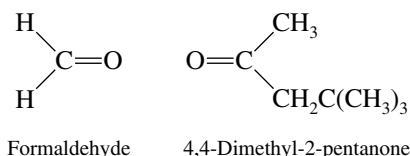


Its longest continuous chain contains 18 carbon atoms, and so it is named as an epoxy derivative of octadecane. Number the chain in the direction that gives the lowest number to the carbons that bear oxygen. Thus, disparlure is *cis*-2-methyl-7,8-epoxyoctadecane.

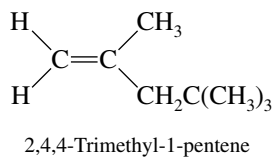
6.18 Disparlure can be prepared by epoxidation of the corresponding alkene. *Cis* alkenes yield *cis* epoxides upon epoxidation. *cis*-2-Methyl-7-octadecene is therefore the alkene chosen to prepare disparlure by epoxidation.



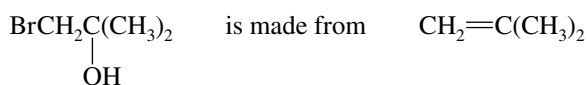
6.19 The products of ozonolysis are formaldehyde and 4,4-dimethyl-2-pentanone.



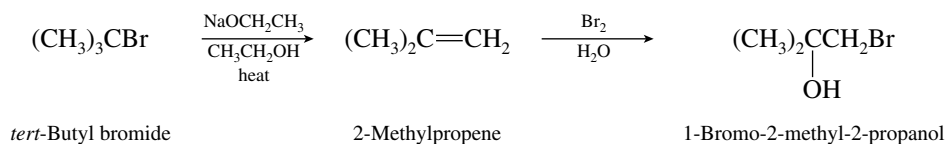
The two carbons that were doubly bonded to each other in the alkene become the carbons that are doubly bonded to oxygen in the products of ozonolysis. Therefore, mentally remove the oxygens and connect these two carbons by a double bond to reveal the structure of the starting alkene.



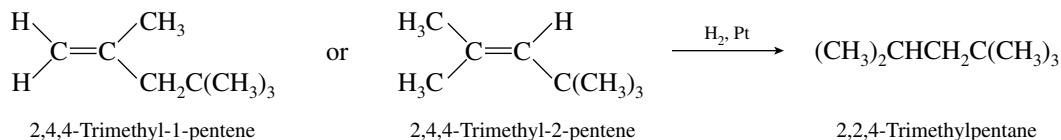
6.20 From the structural formula of the desired product, we see that it is a **vicinal bromohydrin**. Vicinal bromohydrins are made from alkenes by reaction with bromine in water.



Since the starting material given is *tert*-butyl bromide, a practical synthesis is:

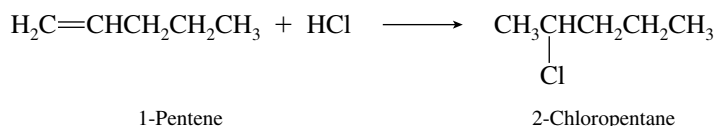


- 6.21** Catalytic hydrogenation of the double bond converts 2,4,4-trimethyl-1-pentene and 2,4,4-trimethyl-2-pentene to 2,2,4-trimethylpentane.

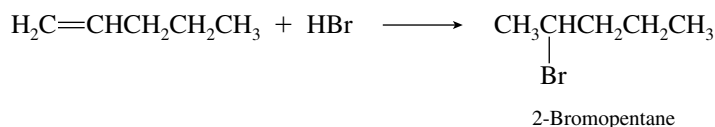


- 6.22** This problem illustrates the reactions of alkenes with various reagents and requires application of Markovnikov's rule to the addition of unsymmetrical electrophiles.

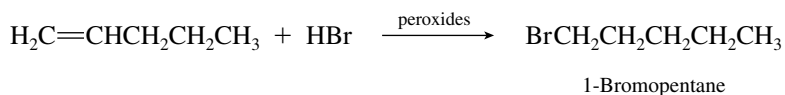
- (a) Addition of hydrogen chloride to 1-pentene will give 2-chloropentane.



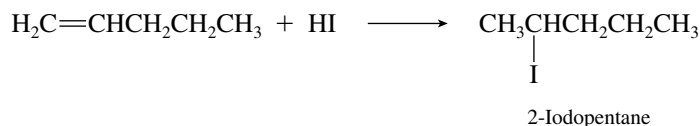
- (b) Electrophilic addition of hydrogen bromide will give 2-bromopentane.



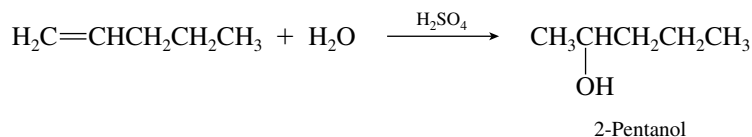
- (c) The presence of peroxides will cause free-radical addition of hydrogen bromide, and regioselective addition opposite to Markovnikov's rule will be observed.



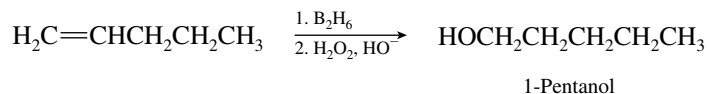
- (d) Hydrogen iodide will add according to Markovnikov's rule.



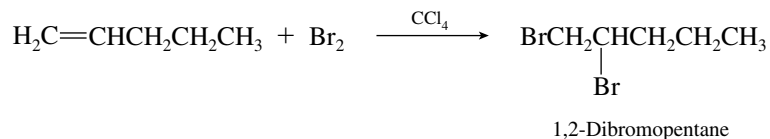
- (e) Dilute sulfuric acid will cause hydration of the double bond with regioselectivity in accord with Markovnikov's rule.



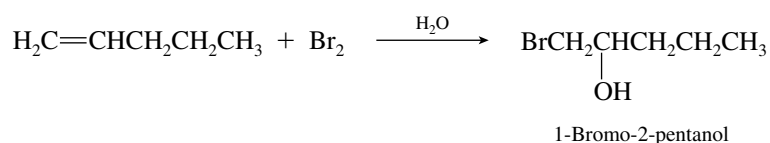
- (f) Hydroboration–oxidation of an alkene brings about hydration of the double bond opposite to Markovnikov’s rule; 1-pentanol will be the product.



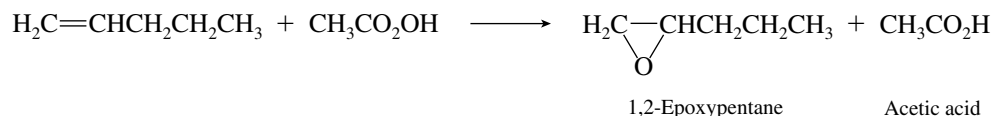
- (g) Bromine adds across the double bond to give a vicinal dibromide.



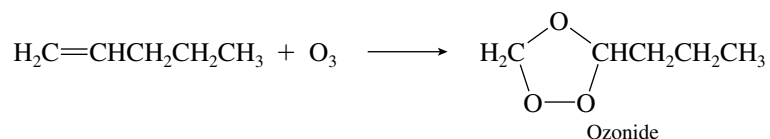
- (h) Vicinal bromohydrins are formed when bromine in water adds to alkenes. Br adds to the less substituted carbon, OH to the more substituted one.



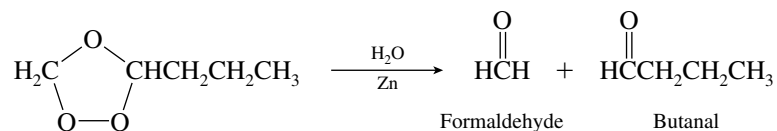
- (i) Epoxidation of the alkene occurs on treatment with peroxy acids.



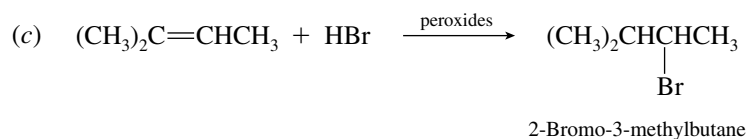
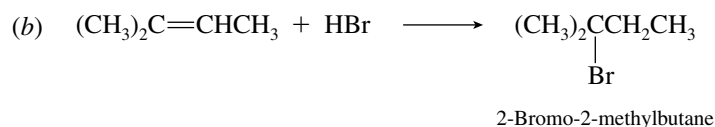
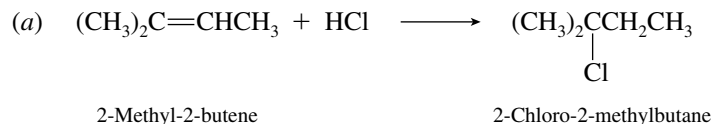
- (j) Ozone reacts with alkenes to give ozonides.

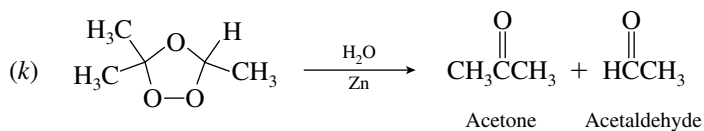
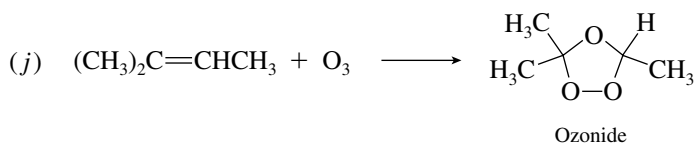
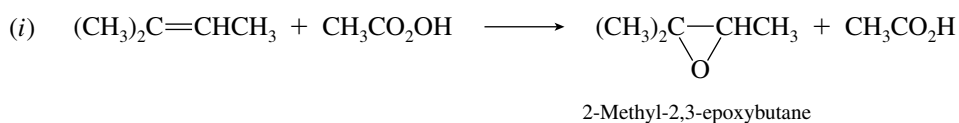
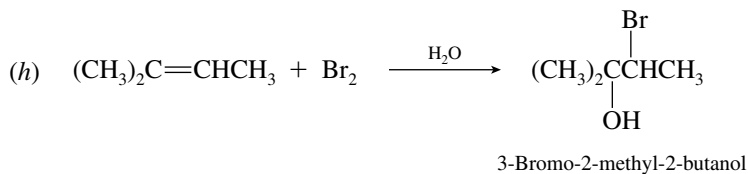
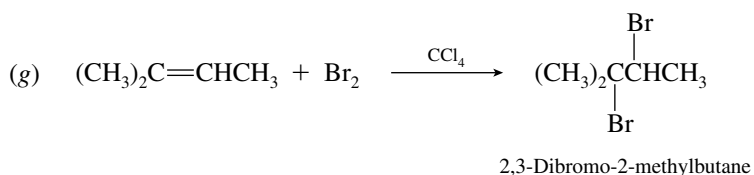
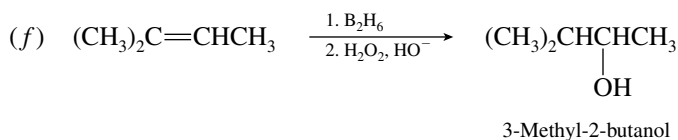
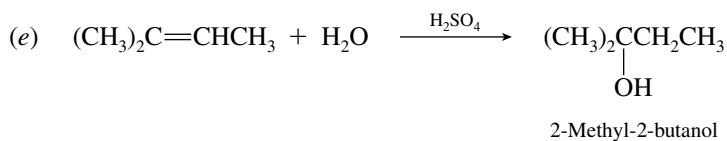
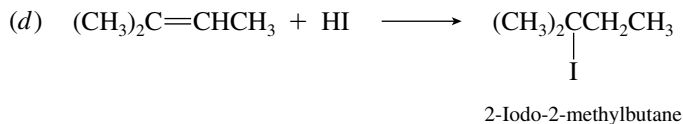


- (k) When the ozonide in part (j) is hydrolyzed in the presence of zinc, formaldehyde and butanal are formed.

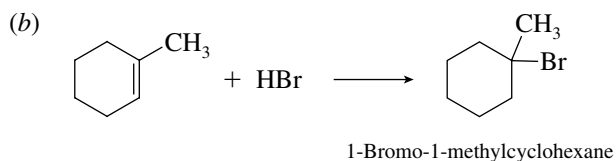
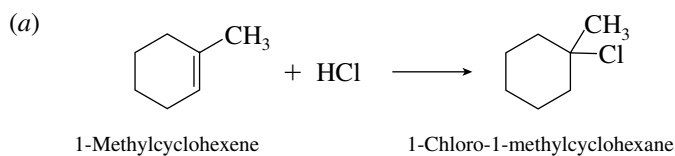


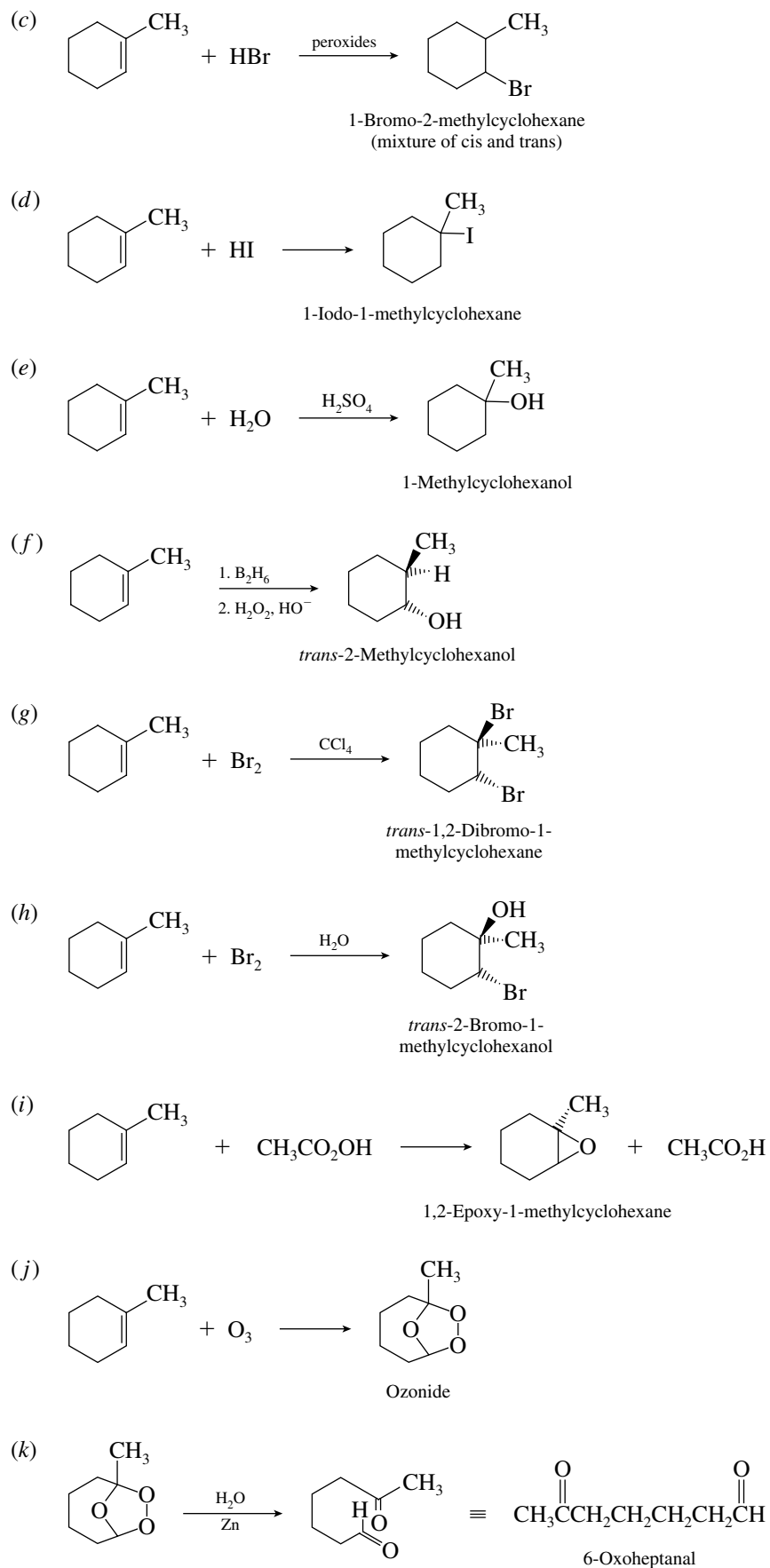
6.23 When we compare the reactions of 2-methyl-2-butene with the analogous reactions of 1-pentene, we find that the reactions proceed in a similar manner.





6.24 Cycloalkenes undergo the same kinds of reactions as do noncyclic alkenes.





6.25 We need first to write out the structures in more detail to evaluate the substitution patterns at the double bonds.

(a)	1-Pentene		Monosubstituted
(b)	(<i>E</i>)-4,4-Dimethyl-2-pentene		trans-Disubstituted
(c)	(<i>Z</i>)-4-Methyl-2-pentene		cis-Disubstituted
(d)	(<i>Z</i>)-2,2,5,5-Tetramethyl-3-hexene		Two <i>tert</i> -butyl groups cis
(e)	2,4-Dimethyl-2-pentene		Trisubstituted

Compound *d*, having two *cis tert*-butyl groups, should have the least stable (highest energy) double bond. The remaining alkenes are arranged in order of increasing stability (decreasing heats of hydrogenation) according to the degree of substitution of the double bond: monosubstituted, *cis*-disubstituted, *trans*-disubstituted, trisubstituted. The heats of hydrogenation are therefore:


(d)		151 kJ/mol (36.2 kcal/mol)
(a)		122 kJ/mol (29.3 kcal/mol)
(c)		114 kJ/mol (27.3 kcal/mol)
(b)		111 kJ/mol (26.5 kcal/mol)
(e)		105 kJ/mol (25.1 kcal/mol)

6.26 In all parts of this exercise we deduce the carbon skeleton on the basis of the alkane formed on hydrogenation of an alkene and then determine what carbon atoms may be connected by a double bond in that skeleton. Problems of this type are best done by using carbon skeleton formulas.

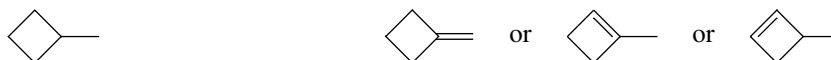
(a) Product is 2,2,3,4,4-pentamethylpentane. The only possible alkene precursor is



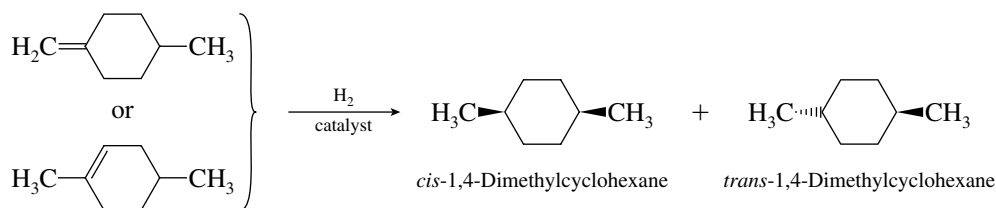
(b) Product is 2,3-dimethylbutane. May be formed by hydrogenation of



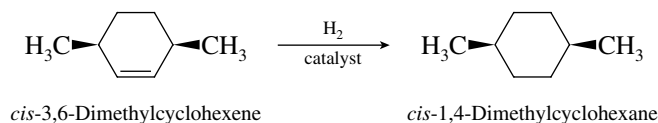
(c) Product is methylcyclobutane. May be formed by hydrogenation of



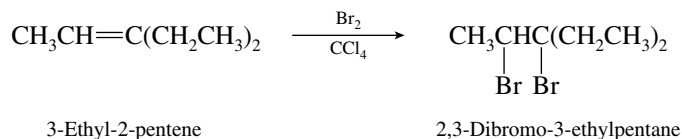
6.27 Hydrogenation of the alkenes shown will give a mixture of *cis*- and *trans*-1,4-dimethylcyclohexane.



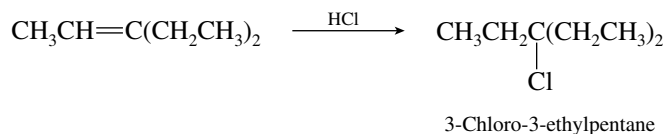
Only when the methyl groups are *cis* in the starting alkene will the *cis* stereoisomer be the sole product following hydrogenation. Hydrogenation of *cis*-3,6-dimethylcyclohexene will yield exclusively *cis*-1,4-dimethylcyclohexane.



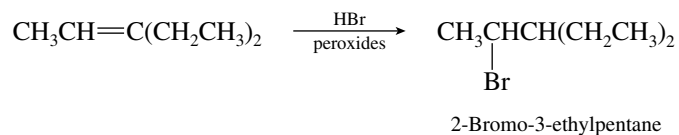
6.28 (a) The desired transformation is the conversion of an alkene to a vicinal dibromide.



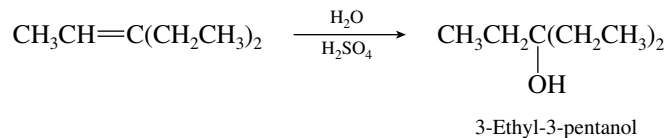
(b) Markovnikov addition of hydrogen chloride is indicated.



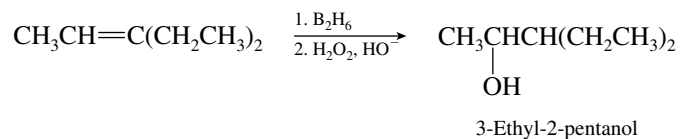
(c) Free-radical addition of hydrogen bromide opposite to Markovnikov's rule will give the required regiochemistry.



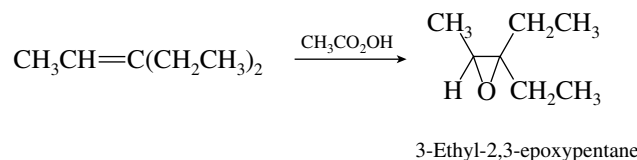
(d) Acid-catalyzed hydration will occur in accordance with Markovnikov's rule to yield the desired tertiary alcohol.



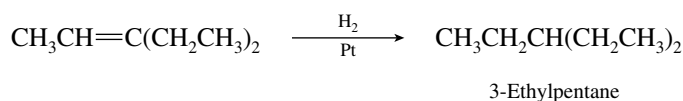
(e) Hydroboration-oxidation results in hydration of alkenes with a regioselectivity opposite to that of Markovnikov's rule.



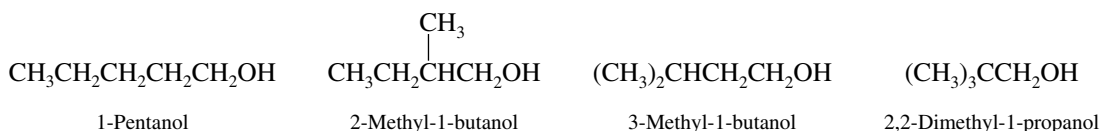
(f) A peroxy acid will convert an alkene to an epoxide.



(g) Hydrogenation of alkenes converts them to alkanes.

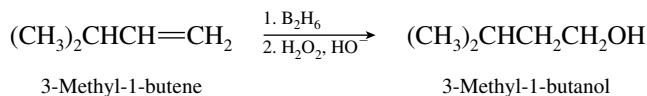
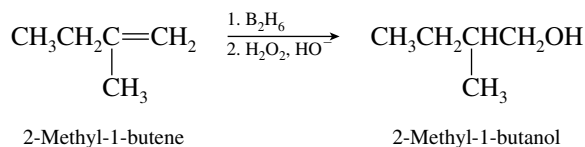
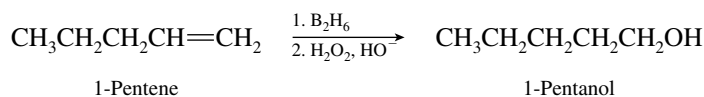


6.29 (a) Four primary alcohols have the molecular formula $\text{C}_5\text{H}_{12}\text{O}$:

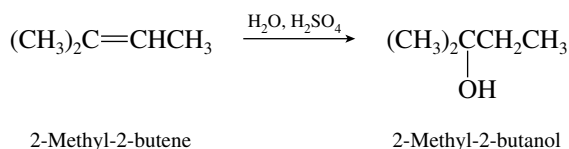
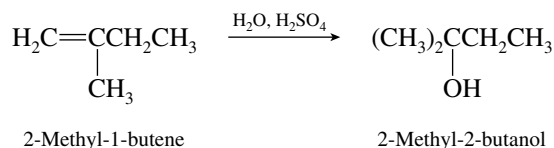


2,2-Dimethyl-1-propanol cannot be prepared by hydration of an alkene, because no alkene can have this carbon skeleton.

(b) Hydroboration–oxidation of alkenes is the method of choice for converting terminal alkenes to primary alcohols.

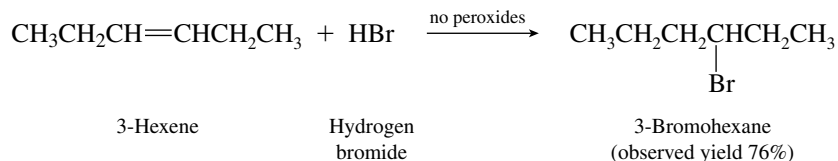


(c) The only tertiary alcohol is 2-methyl-2-butanol. It can be made by Markovnikov hydration of 2-methyl-1-butene or of 2-methyl-2-butene.

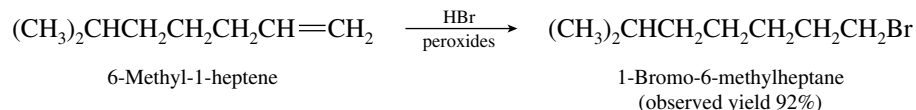


6.30 (a) Because the double bond is symmetrically substituted, the same addition product is formed under either ionic or free-radical conditions. Peroxides are absent, and so addition takes place

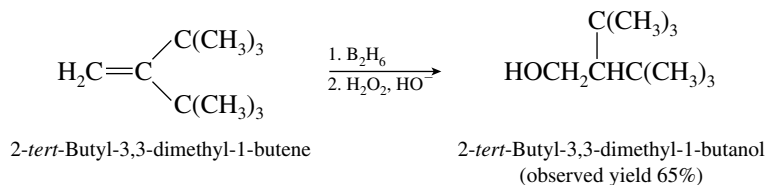
by an ionic mechanism to give 3-bromohexane. (It does not matter whether the starting material is *cis*- or *trans*-3-hexene; both give the same product.)



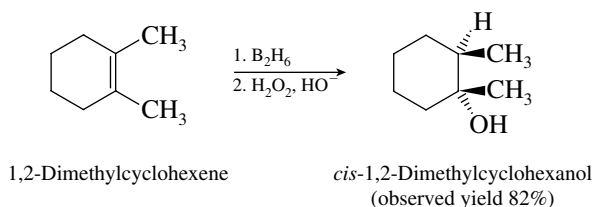
- (b) In the presence of peroxides, hydrogen bromide adds with a regioselectivity opposite to that predicted by Markovnikov's rule. The product is the corresponding primary bromide.



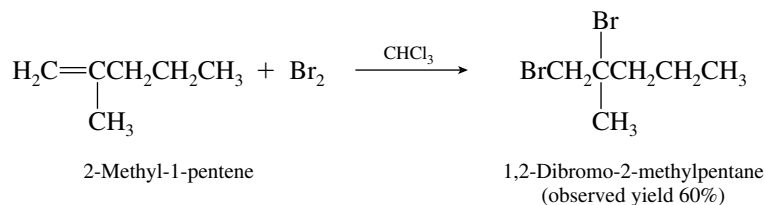
- (c) Hydroboration–oxidation of alkenes leads to hydration of the double bond with a regioselectivity contrary to Markovnikov's rule and without rearrangement of the carbon skeleton.



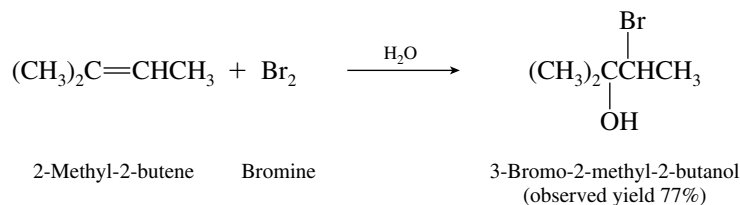
- (d) Hydroboration–oxidation of alkenes leads to syn hydration of double bonds.



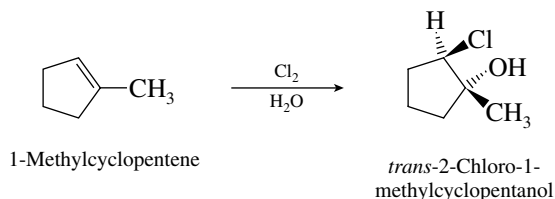
- (e) Bromine adds across the double bond of alkenes to give vicinal dibromides.



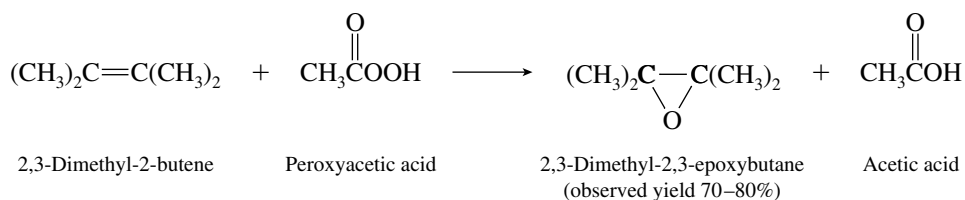
- (f) In aqueous solution bromine reacts with alkenes to give bromohydrins. Bromine is the electrophile in this reaction and adds to the carbon that has the greater number of attached hydrogens.



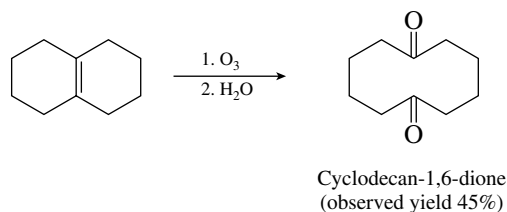
- (g) An aqueous solution of chlorine will react with 1-methylcyclopentene by an anti addition. Chlorine is the electrophile and adds to the less substituted end of the double bond.



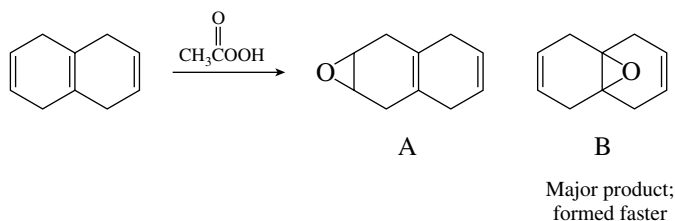
- (h) Compounds of the type $\text{R}-\overset{\text{O}}{\parallel}{\text{C}}-\text{OOH}$ are peroxy acids and react with alkenes to give epoxides.



- (i) The double bond is cleaved by ozonolysis. Each of the doubly bonded carbons becomes doubly bonded to oxygen in the product.

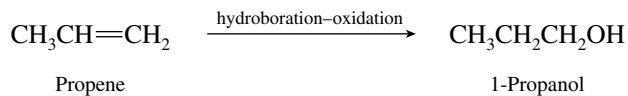


6.31 The product is epoxide B.

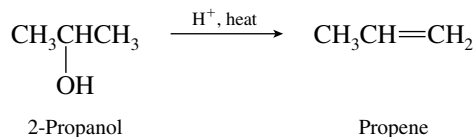


Epoxidation is an electrophilic addition; oxygen is transferred to the more electron-rich, more highly substituted double bond. A tetrasubstituted double bond reacts faster than a disubstituted one.

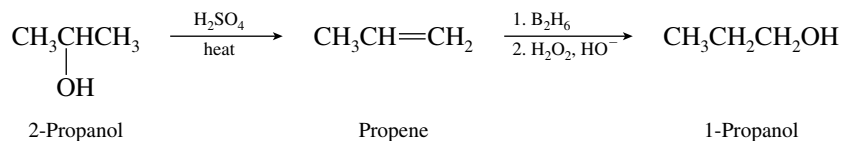
- 6.32 (a) There is no direct, one-step transformation that moves a hydroxyl group from one carbon to another, and so it is not possible to convert 2-propanol to 1-propanol in a single reaction. Analyze the problem by reasoning backward. 1-Propanol is a primary alcohol. What reactions do we have available for the preparation of primary alcohols? One way is by the hydroboration–oxidation of terminal alkenes.



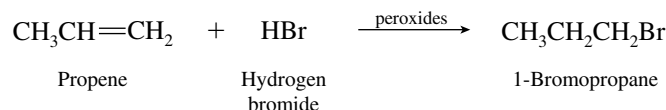
The problem now becomes the preparation of propene from 2-propanol. The simplest way is by acid-catalyzed dehydration.



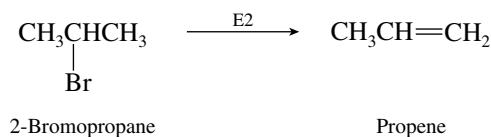
After analyzing the problem in terms of overall strategy, present the synthesis in detail showing the reagents required in each step. Thus, the answer is:



- (b) We analyze this synthetic exercise in a manner similar to the preceding one. There is no direct way to move a bromine from C-2 in 2-bromopropane to C-1 in 1-bromopropane. We can, however, prepare 1-bromopropane from propene by free-radical addition of hydrogen bromide in the presence of peroxides.

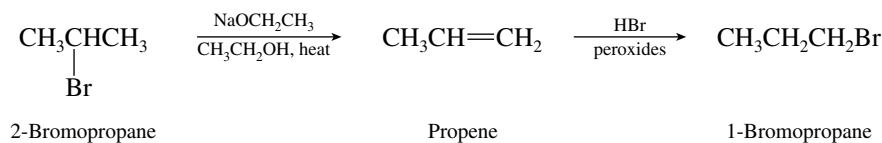


We prepare propene from 2-bromopropane by dehydrohalogenation.

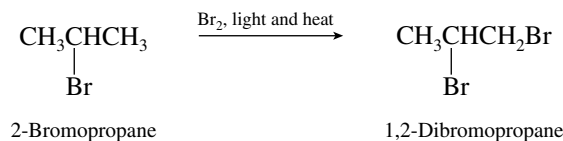


Sodium ethoxide in ethanol is a suitable base-solvent system for this conversion. Sodium methoxide in methanol or potassium *tert*-butoxide in *tert*-butyl alcohol could also be used, as could potassium hydroxide in ethanol.

Combining these two transformations gives the complete synthesis.

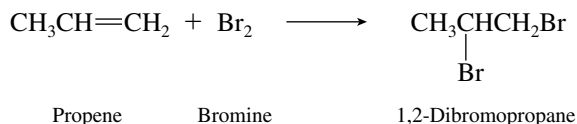


- (c) Planning your strategy in a forward direction can lead to problems when the conversion of 2-bromopropane to 1,2-dibromopropane is considered. There is a temptation to try to simply add the second bromine by free-radical halogenation.

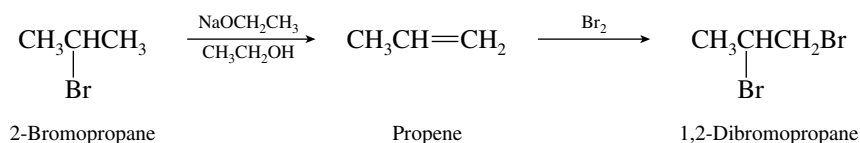


This is *incorrect!* There is no reason to believe that the second bromine will be introduced exclusively at C-1. In fact, the selectivity rules for bromination tell us that 2,2-dibromopropane is the expected major product.

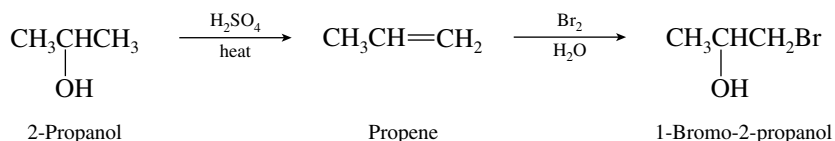
The best approach is to reason backward. 1,2-Dibromopropane is a vicinal dibromide, and we prepare vicinal dibromides by adding elemental bromine to alkenes.



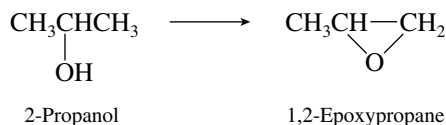
As described in part (b), we prepare propene from 2-bromopropane by E2 elimination. The correct synthesis is therefore



- (d) Do not attempt to reason forward and convert 2-propanol to 1-bromo-2-propanol by free-radical bromination. Reason backward! The desired compound is a vicinal bromohydrin, and vicinal bromohydrins are prepared by adding bromine to alkenes in aqueous solution. The correct solution is

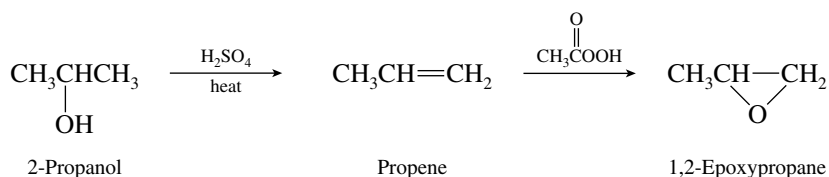


- (e) Here we have another problem where reasoning forward can lead to trouble. If we try to conserve the oxygen of 2-propanol so that it becomes the oxygen of 1,2-epoxypropane, we need a reaction in which this oxygen becomes bonded to C-1.



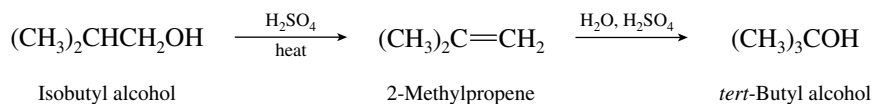
This will not work as no synthetic method for such a single-step transformation exists!

By reasoning backward, recalling that epoxides are made from alkenes by reaction with peroxy acids, we develop a proper synthesis.



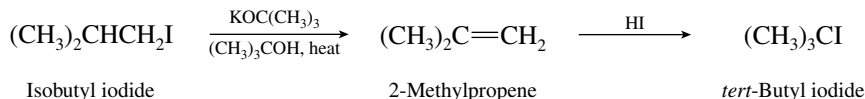
- (f) *tert*-Butyl alcohol and isobutyl alcohol have the same carbon skeleton; all that is required is to move the hydroxyl group from C-1 to C-2. As pointed out in part (a) of this problem, we

cannot do that directly but we can do it in two efficient steps through a synthesis that involves hydration of an alkene.

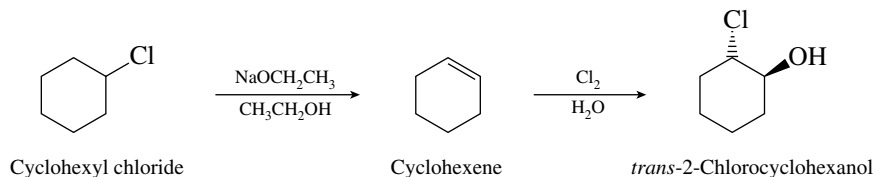


Acid-catalyzed hydration of the alkene gives the desired regioselectivity.

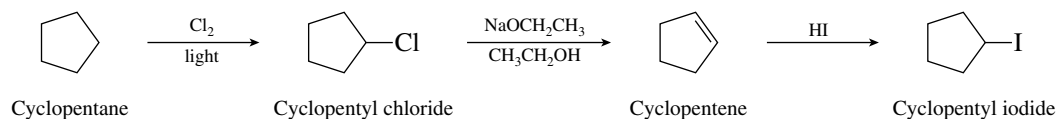
- (g) The strategy of this exercise is similar to that of the preceding one. Convert the starting material to an alkene by an elimination reaction, followed by electrophilic addition to the double bond.



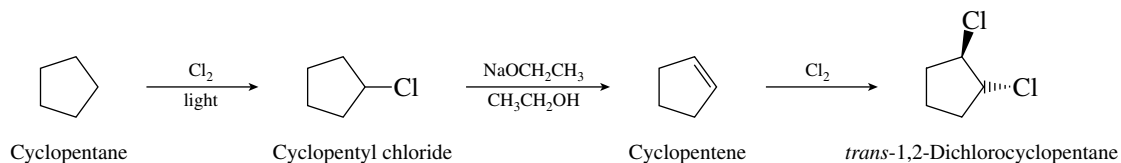
- (h) This problem is similar to the one in part (d) in that it requires the preparation of a halohydrin from an alkyl halide. The strategy is the same. Convert the alkyl halide to an alkene, and then form the halohydrin by treatment with the appropriate halogen in aqueous solution.



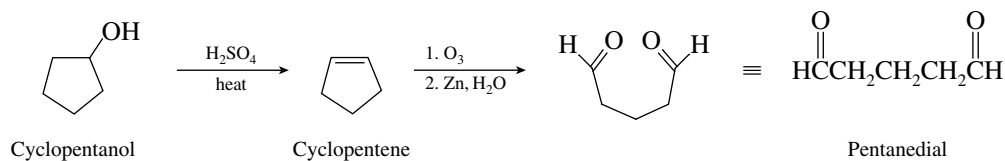
- (i) Halogenation of an alkane is required here. Iodination of alkanes, however, is not a feasible reaction. We can make alkyl iodides from alcohols or from alkenes by treatment with HI. A reasonable synthesis using reactions that have been presented to this point proceeds as shown:



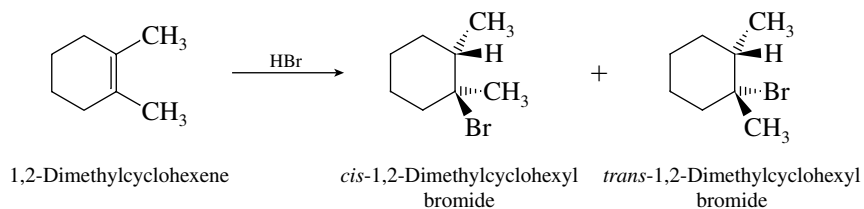
- (j) Dichlorination of cyclopentane under free-radical conditions is not a realistic approach to the introduction of two chlorines in a trans-1,2 relationship without contamination by isomeric dichlorides. Vicinal dichlorides are prepared by electrophilic addition of chlorine to alkenes. The stereochemistry of addition is anti.



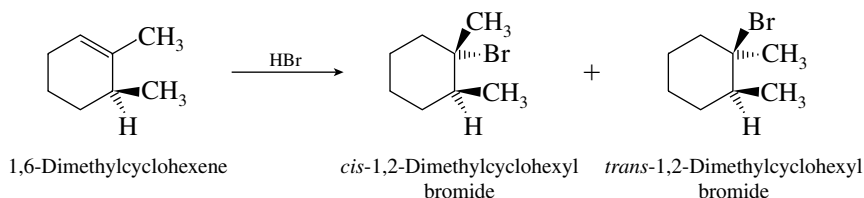
- (k) The desired compound contains all five carbon atoms of cyclopentane but is not cyclic. Two aldehyde functions are present. We know that cleavage of carbon-carbon double bonds by ozonolysis leads to two carbonyl groups, which suggests the synthesis shown in the following equation:



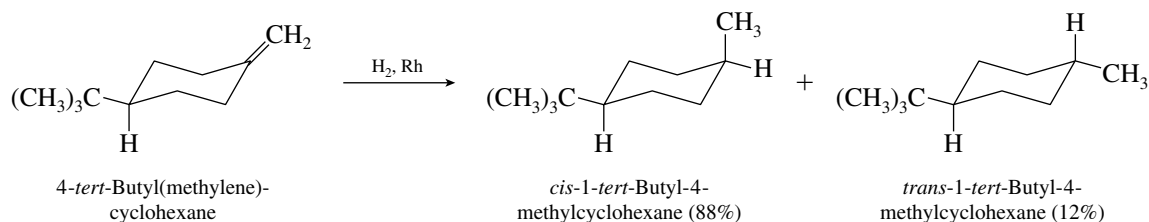
- 6.33 The two products formed by addition of hydrogen bromide to 1,2-dimethylcyclohexene cannot be regioisomers. Stereoisomers are possible, however.



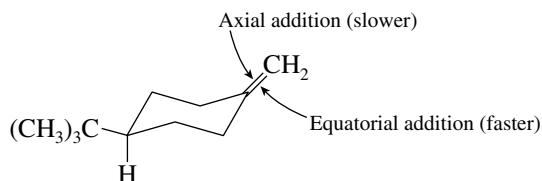
The same two products are formed from 1,6-dimethylcyclohexene because addition of hydrogen bromide follows Markovnikov's rule in the absence of peroxides.



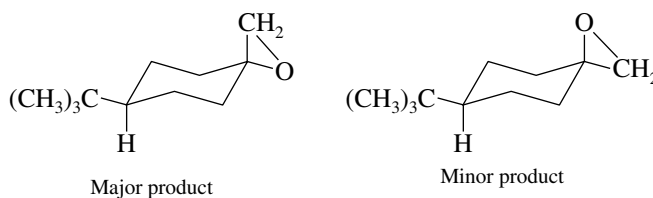
- 6.34 The problem presents the following experimental observation:



This observation tells us that the predominant mode of hydrogen addition to the double bond is from the equatorial direction. Equatorial addition is the less hindered approach and thus occurs faster.

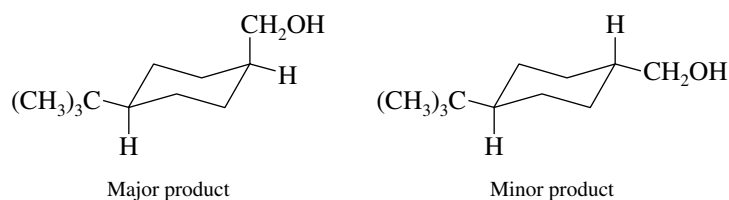


- (a) Epoxidation should therefore give the following products:

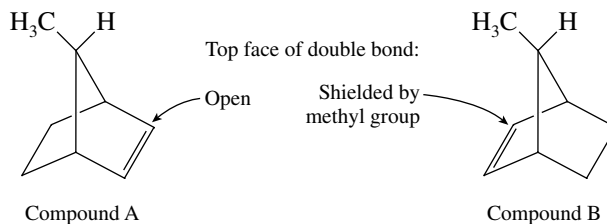


The major product is the stereoisomer that corresponds to transfer of oxygen from the equatorial direction.

(b) Hydroboration–oxidation occurs from the equatorial direction.

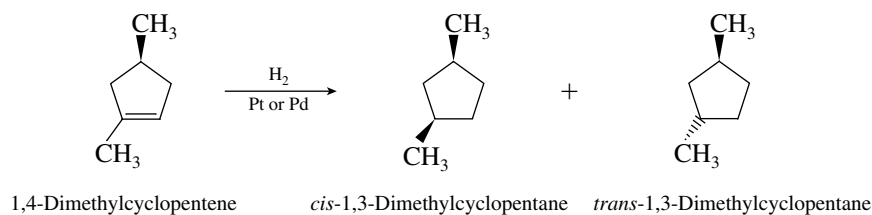


6.35 The methyl group in compound B shields one face of the double bond from the catalyst surface, therefore hydrogen can be transferred only to the bottom face of the double bond. The methyl group in compound A does not interfere with hydrogen transfer to the double bond.



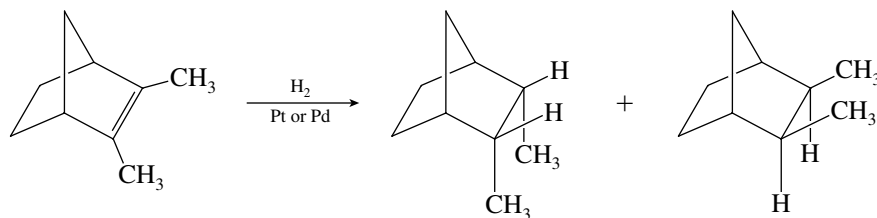
Thus, hydrogenation of A is faster than that of B because B contains a more sterically hindered double bond.

6.36 Hydrogen can add to the double bond of 1,4-dimethylcyclopentene either from the same side as the C-4 methyl group or from the opposite side. The two possible products are *cis*- and *trans*-1,3-dimethylcyclopentane.

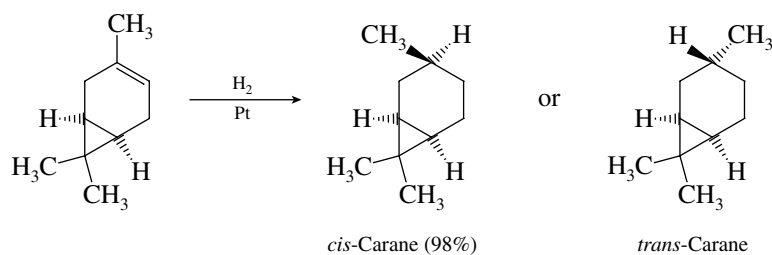


Hydrogen transfer occurs to the less hindered face of the double bond, that is, *trans* to the C-4 methyl group. Thus, the major product is *cis*-1,3-dimethylcyclopentane.

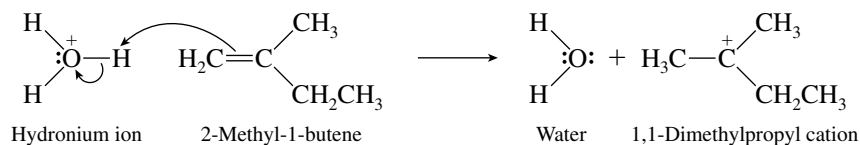
6.37 Hydrogen can add to either the top face or the bottom face of the double bond. Syn addition to the double bond requires that the methyl groups in the product be *cis*.



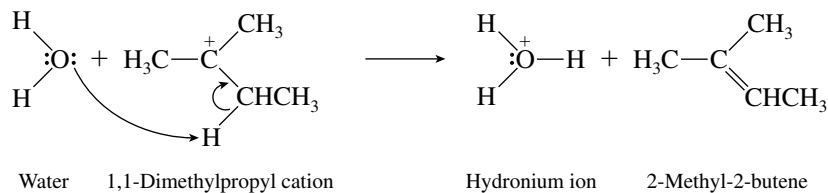
6.38 3-Carene can in theory undergo hydrogenation to give either *cis*-carane or *trans*-carane.



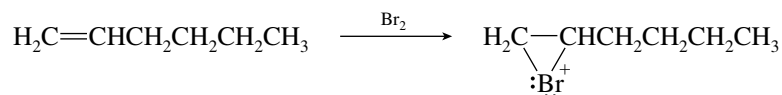
- 6.41** In the presence of sulfuric acid, the carbon–carbon double bond of 2-methyl-1-butene is protonated and a carbocation is formed.



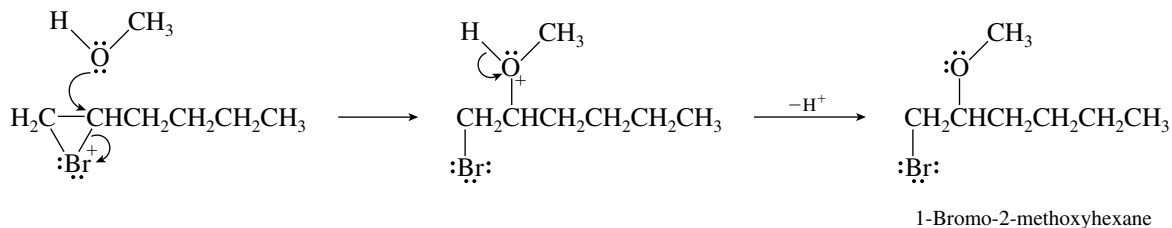
This carbocation can then lose a proton from its CH₂ group to form 2-methyl-2-butene.



- 6.42** The first step in the reaction of an alkene with bromine is the formation of a bromonium ion.

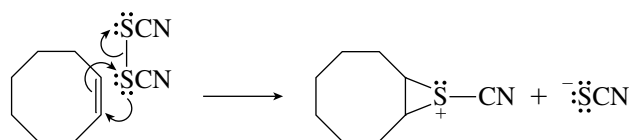


This bromonium ion can react with Br[−] to form 1,2-dibromohexane, or it can be attacked by methanol.

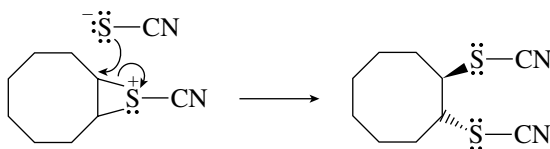


Attack on the bromonium ion by methanol is analogous to the attack by water in the mechanism of bromohydrin formation.

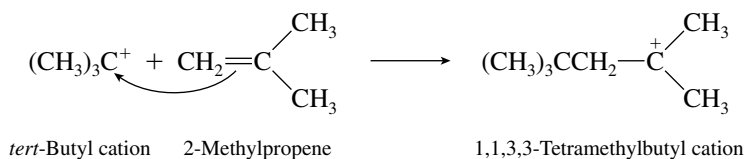
- 6.43** The problem stipulates that a bridged sulfonium ion is an intermediate. Therefore, use the π electrons of the double bond to attack one of the sulfur atoms of thiocyanogen and cleave the S—S bond in a manner analogous to cleavage of a Br—Br bond in the reaction of bromine with an alkene.



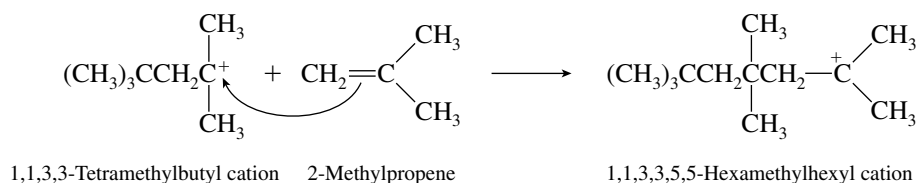
The sulfonium ion is then attacked by thiocyanate (NCS[−]) to give the observed product, which has the trans stereochemistry.



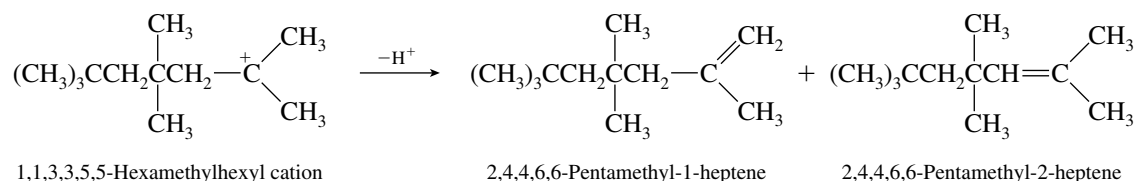
- 6.44** Alkenes of molecular formula $C_{12}H_{24}$ are **trimers** of 2-methylpropene. The first molecule of 2-methylpropene is protonated to form *tert*-butyl cation, which reacts with a second molecule of 2-methylpropene to give a tertiary carbocation having eight carbons.



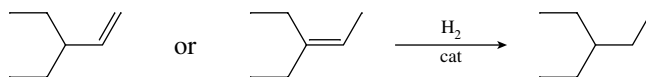
This carbocation reacts with a third molecule of 2-methylpropene to give a 12-carbon tertiary carbocation.



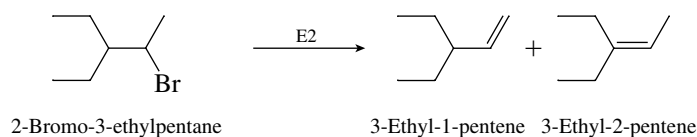
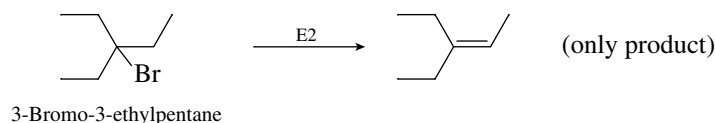
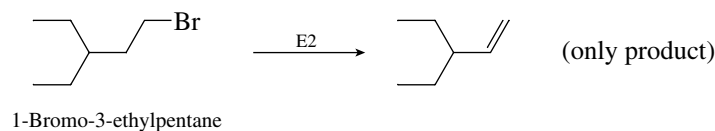
The 12-carbon carbocation can lose a proton in either of two directions to give the alkenes shown.



- 6.45** The carbon skeleton is revealed by the hydrogenation experiment. Compounds B and C must have the same carbon skeleton as 3-ethylpentane.

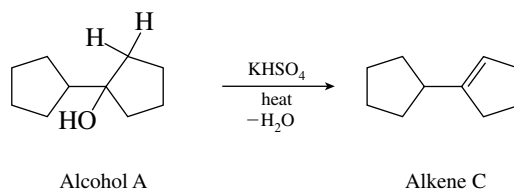


Three alkyl bromides have this carbon skeleton, namely, 1-bromo-3-ethylpentane, 2-bromo-3-ethylpentane, and 3-bromo-3-ethylpentane. Of these three only 2-bromo-3-ethylpentane will give two alkenes on dehydrobromination.

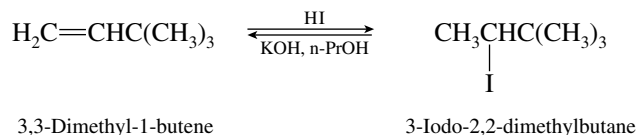


Compound A must therefore be 2-bromo-3-ethylpentane. Dehydrobromination of A will follow Zaitsev's rule, so that the major alkene (compound B) is 3-ethyl-2-pentene and the minor alkene (compound C) is 3-ethyl-1-pentene.

Dehydration of alcohol A also yields an isomeric alkene under these conditions.

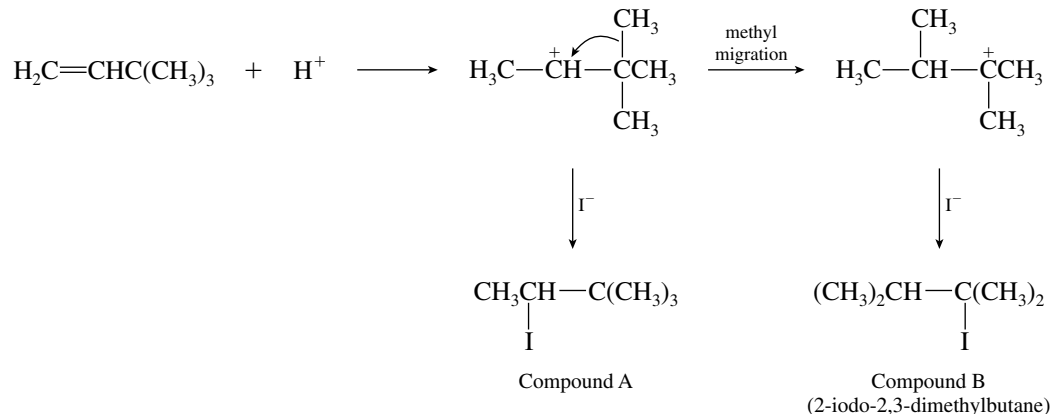


- 6.49** Electrophilic addition of hydrogen iodide should occur in accordance with Markovnikov's rule.

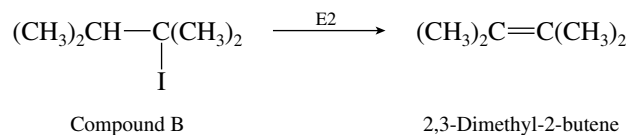


Treatment of 3-iodo-2,2-dimethylbutane with alcoholic potassium hydroxide should bring about E2 elimination to regenerate the starting alkene. Hence, compound A is 3-iodo-2,2-dimethylbutane.

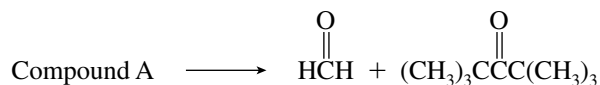
The carbocation intermediate formed in the addition of hydrogen iodide to the alkene is one which can rearrange by a methyl group migration.



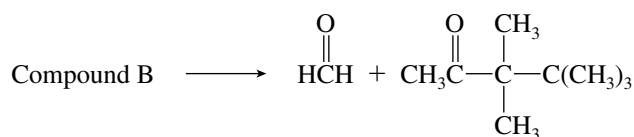
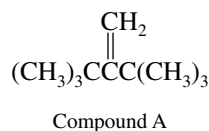
A likely candidate for compound B is therefore the one with a rearranged carbon skeleton, 2-iodo-2,3-dimethylbutane. This is confirmed by the fact that compound B undergoes elimination to give 2,3-dimethyl-2-butene.



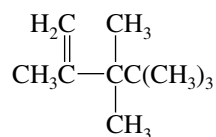
- 6.50** The ozonolysis data are useful in quickly identifying alkenes A and B.



Compound A is therefore 2-*tert*-butyl-3,3-dimethyl-1-butene.

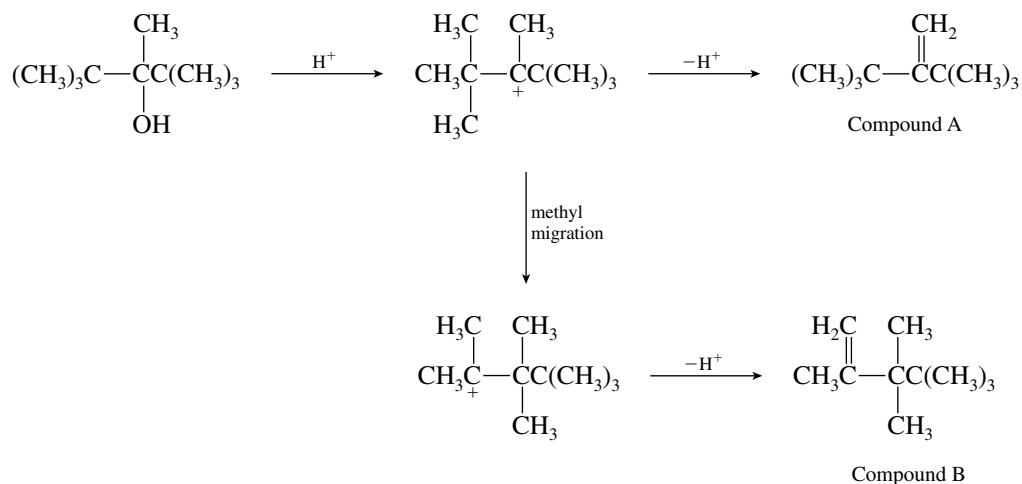


Compound B is therefore 2,3,3,4,4-pentamethyl-1-pentene.

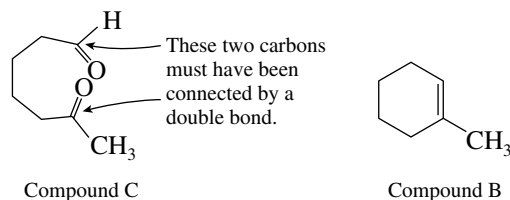


Compound B

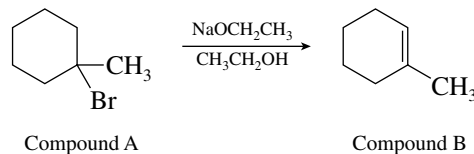
Compound B has a carbon skeleton different from the alcohol that produced it by dehydration. We are therefore led to consider a carbocation rearrangement.



- 6.51** The important clue to deducing the structures of A and B is the ozonolysis product C. Remembering that the two carbonyl carbons of C must have been joined by a double bond in the precursor B, we write

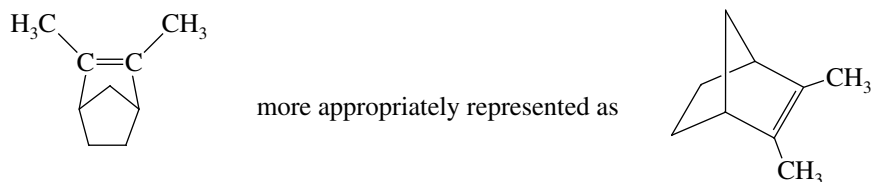


The tertiary bromide that gives compound B on dehydrobromination is 1-methylcyclohexyl bromide.

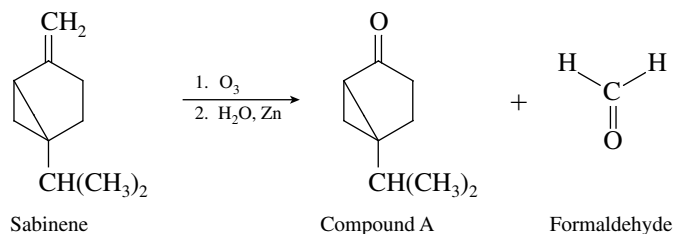


When tertiary halides are treated with base, they undergo E2 elimination. The regioselectivity of elimination of tertiary halides follows the Zaitsev rule.

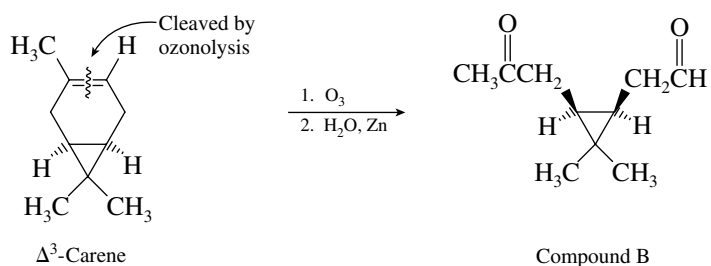
- 6.52** Since santene and 1,3-diacetylcyclopentane (compound A) contain the same number of carbon atoms, the two carbonyl carbons of the diketone must have been connected by a double bond in santene. The structure of santene must therefore be



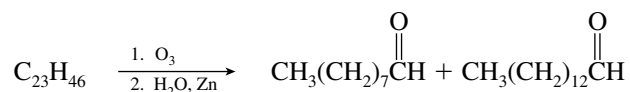
- 6.53 (a) Compound A contains nine of the ten carbons and 14 of the 16 hydrogens of sabinene. Ozonolysis has led to the separation of one carbon and two hydrogens from the rest of the molecule. The carbon and the two hydrogens must have been lost as formaldehyde, $\text{H}_2\text{C}=\text{O}$. This H_2C unit was originally doubly bonded to the carbonyl carbon of compound A. Sabinene must therefore have the structure shown in the equation representing its ozonolysis:



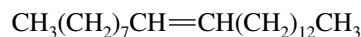
- (b) Compound B contains all ten of the carbons and all 16 of the hydrogens of Δ^3 -carene. The two carbonyl carbons of compound B must have been linked by a double bond in Δ^3 -carene.



- 6.54 The sex attractant of the female housefly consumes one mole of hydrogen on catalytic hydrogenation (the molecular formula changes from $\text{C}_{23}\text{H}_{46}$ to $\text{C}_{23}\text{H}_{48}$). Thus, the molecule has one double bond. The position of the double bond is revealed by the ozonolysis data.



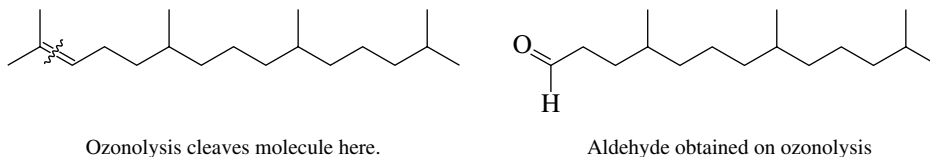
An unbranched 9-carbon unit and an unbranched 14-carbon unit make up the carbon skeleton, and these two units must be connected by a double bond. The housefly sex attractant therefore has the constitution:



9-Tricosene

The data cited in the problem do not permit the stereochemistry of this natural product to be determined.

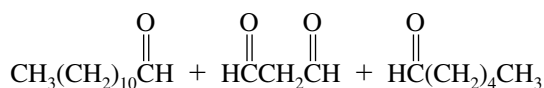
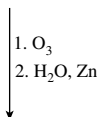
- 6.55 The hydrogenation data tell us that $\text{C}_{19}\text{H}_{38}$ contains one double bond and has the same carbon skeleton as 2,6,10,14-tetramethylpentadecane. We locate the double bond at C-2 on the basis of the fact that acetone, $(\text{CH}_3)_2\text{C}=\text{O}$, is obtained on ozonolysis. The structures of the natural product and the aldehyde produced on its ozonolysis are as follows:



- 6.56 $\begin{array}{c} \text{O} \quad \text{O} \\ \parallel \quad \parallel \\ \text{HCCH}_2\text{CH} \end{array}$ is one of the products of its ozonolysis, the sex attractant of the arctiid moth must contain the unit $\text{=CHCH}_2\text{CH=}$. This unit must be bonded to an unbranched 12-carbon unit at one end and an unbranched 6-carbon unit at the other in order to give $\text{CH}_3(\text{CH}_2)_{10}\text{CH=O}$ and $\text{CH}_3(\text{CH}_2)_4\text{CH=O}$ on ozonolysis.



Sex attractant of arctiid moth
(wavy lines show positions of cleavage on ozonolysis)

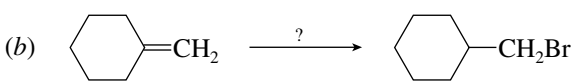
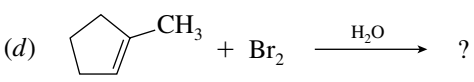


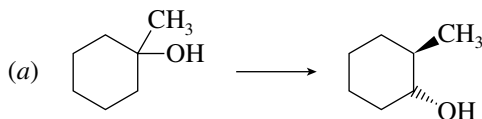
The stereochemistry of the double bonds cannot be determined on the basis of the available information.

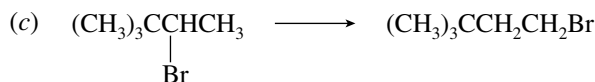
- 6.57–6.59 Solutions to molecular modeling exercises are not provided in this *Study Guide and Solutions Manual*. You should use *Learning By Modeling* for these exercises.

SELF-TEST

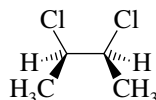
PART A

- A-1. How many different alkenes will yield 2,3-dimethylpentane on catalytic hydrogenation? Draw their structures, and name them.
- A-2. Write structural formulas for the reactant, reagents, or product omitted from each of the following:
- (a) $(\text{CH}_3)_2\text{C}=\text{CHCH}_3 \xrightarrow{\text{H}_2\text{SO}_4(\text{dilute})} ?$
- (b)  $\text{C}_6\text{H}_{11}=\text{CH}_2 \xrightarrow{?} \text{C}_6\text{H}_{11}\text{CH}_2\text{Br}$
- (c) $?(\text{C}_{10}\text{H}_{16}) \xrightarrow[2. \text{H}_2\text{O, Zn}]{1. \text{O}_3} \text{C}_6\text{H}_{11}\text{C(=O)CH}_2\text{CH}_2\text{CH}_3$
- (d)  $\text{C}_5\text{H}_9\text{CH}_3 + \text{Br}_2 \xrightarrow{\text{H}_2\text{O}} ?$
- A-3. Provide a sequence of reactions to carry out the following conversions. More than one synthetic step is necessary for each. Write the structure of the product of each synthetic step.

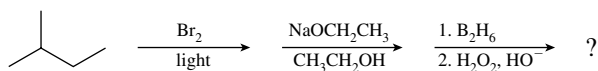




- A-4.** Provide a detailed mechanism describing the elementary steps in the reaction of 1-butene with HBr in the presence of peroxides.
- A-5.** Chlorine reacts with an alkene to give the 2,3-dichlorobutane isomer whose structure is shown. What are the structure and name of the alkene? Outline a mechanism for the reaction.



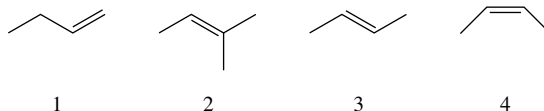
- A-6.** Write a structural formula, including stereochemistry, for the compound formed from *cis*-3-hexene on treatment with peroxyacetic acid.
- A-7.** Give a mechanism describing the elementary steps in the reaction of 2-methyl-1-butene with hydrogen chloride. Use curved arrows to show the flow of electrons.
- A-8.** What two alkenes give 2-chloro-2-methylbutane on reaction with hydrogen chloride?
- A-9.** Give the major organic product formed from the following sequence of reactions.



- A-10.** The reaction of 3-methyl-1-butene with hydrogen chloride gives two alkyl halide products; one is a secondary alkyl chloride and the other is tertiary. Write the structures of the products, and provide a mechanism explaining their formation.
- A-11.** A hydrocarbon A (C_6H_{12}) undergoes reaction with HBr to yield compound B ($\text{C}_6\text{H}_{13}\text{Br}$). Treatment of B with sodium ethoxide in ethanol yields C, an isomer of A. Reaction of C with ozone followed by treatment with water and zinc gives acetone, $(\text{CH}_3)_2\text{C}=\text{O}$, as the only organic product. Provide structures for A, B, and C, and outline the reaction pathway.

PART B

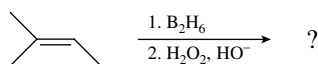
- B-1.** Rank the following alkenes in order of decreasing heats of hydrogenation (largest first)

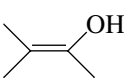
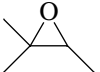
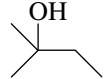
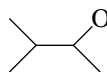
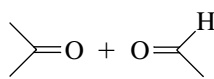


- (a) $2 > 3 > 4 > 1$ (d) $2 > 4 > 3 > 1$
 (b) $1 > 3 > 4 > 2$ (e) $1 > 2 > 3 > 4$
 (c) $1 > 4 > 3 > 2$

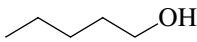
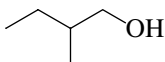
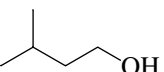
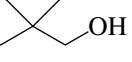
- B-2.** The product from the reaction of 1-pentene with Cl_2 in H_2O is named:
- (a) 1-Chloro-2-pentanol (c) 1-Chloro-1-pentanol
 (b) 2-Chloro-2-pentanol (d) 2-Chloro-1-pentanol
- B-3.** In the reaction of hydrogen bromide with an alkene (in the absence of peroxides), the first step of the reaction is the _____ to the alkene.
- (a) Fast addition of an electrophile (c) Slow addition of an electrophile
 (b) Fast addition of a nucleophile (d) Slow addition of a nucleophile

B-4. The major product of the following reaction sequence is

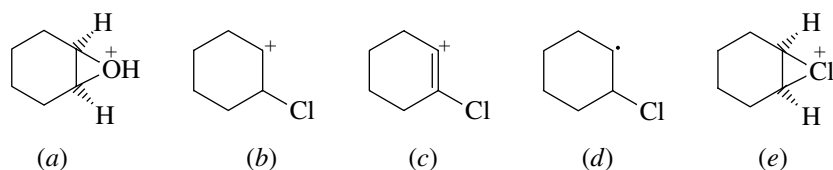


- (a)  (b)  (c)  (d)  (e) 

B-5. Which, if any, of the following alcohols *cannot* be prepared from an alkene?

- (a)  (b)  (c)  (d)  (e) None of these—all of the alcohols shown can be prepared from an alkene


B-6. Which of the species shown is the most stable form of the intermediate in the electrophilic addition of Cl_2 in water to cyclohexene to form a halohydrin? Electron pairs have been omitted for convenience, and their absence should not be considered as part of the problem.



B-7. Treatment of 2-methyl-2-butene with HBr in the presence of a peroxide yields

- (a) A primary alkyl bromide
(b) A secondary alkyl bromide
(c) A tertiary alkyl bromide
(d) A vicinal dibromide

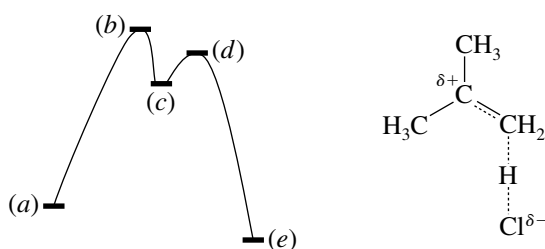
B-8. The reaction



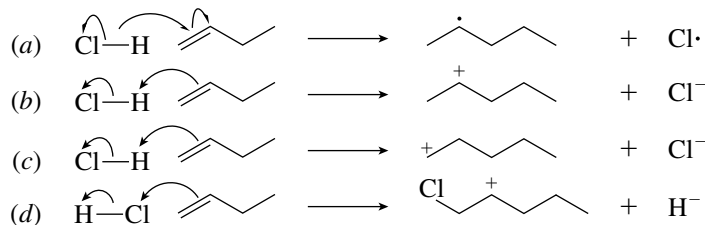
is an example of a(n) _____ step in a radical chain reaction.

- (a) Initiation (b) Propagation (c) Termination (d) Heterolytic cleavage

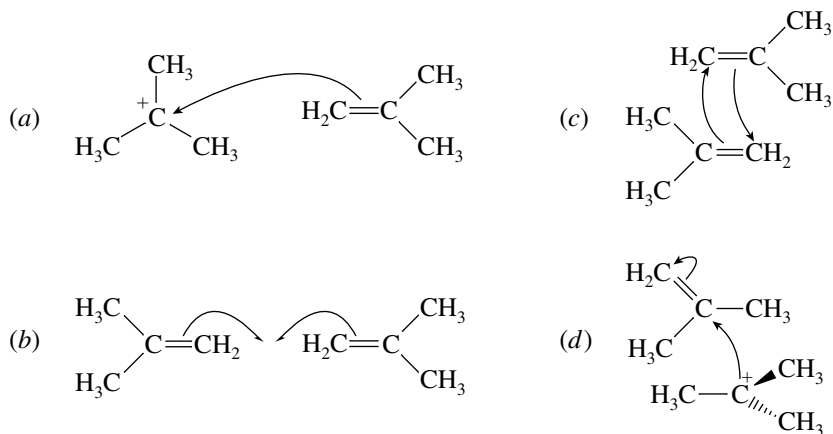
B-9. To which point on the potential energy diagram for the reaction of 2-methylpropene with hydrogen chloride does the figure shown at the right correspond?



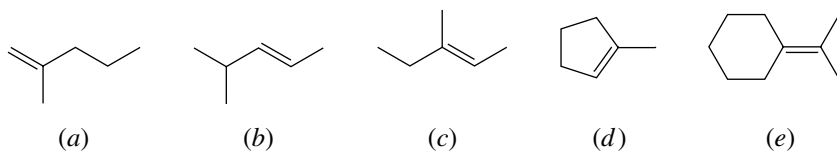
B-10. Which of the following most accurately describes the first step in the reaction of hydrogen chloride with 1-butene?



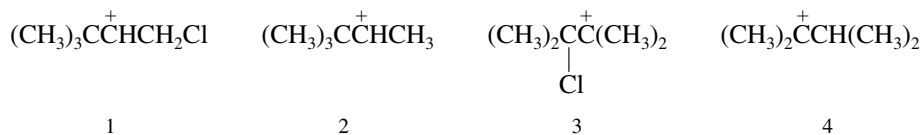
B-11. Which of the following best describes the flow of electrons in the acid-catalyzed dimerization of $(\text{CH}_3)_2\text{C}=\text{CH}_2$?



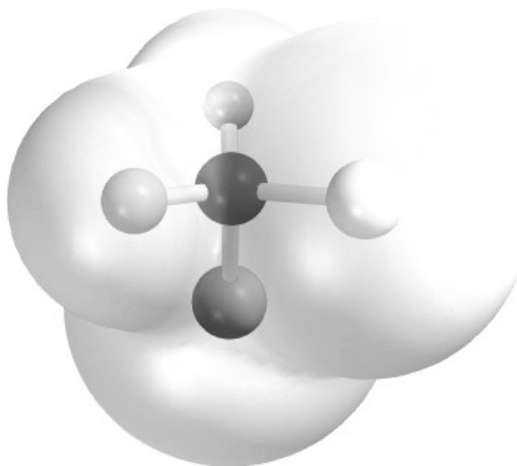
B-12. Which one of the following compounds gives acetone $(\text{CH}_3)_2\text{C}=\text{O}$ as one of the products of its ozonolysis?



B-13. Addition of HCl to 3,3-dimethyl-1-butene yields two products, one of which has a rearranged carbon skeleton. Which of the following cations are intermediates in that reaction?



- (a) 1, 2 (b) 1, 3 (c) 1, 4 (d) 2, 3 (e) 2, 4

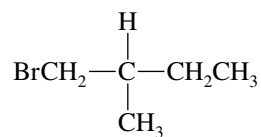


CHAPTER 7

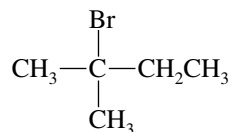
STEREOCHEMISTRY

SOLUTIONS TO TEXT PROBLEMS

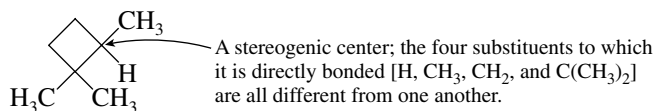
- 7.1 (c) Carbon-2 is a stereogenic center in 1-bromo-2-methylbutane, as it has four different substituents: H, CH₃, CH₃CH₂, and BrCH₂.



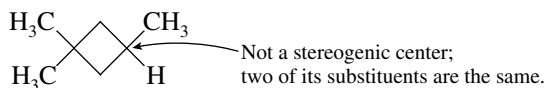
- (d) There are no stereogenic centers in 2-bromo-2-methylbutane.



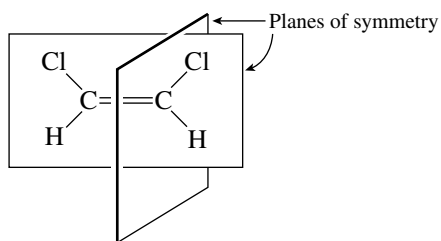
- 7.2 (b) Carbon-2 is a stereogenic center in 1,1,2-trimethylcyclobutane.



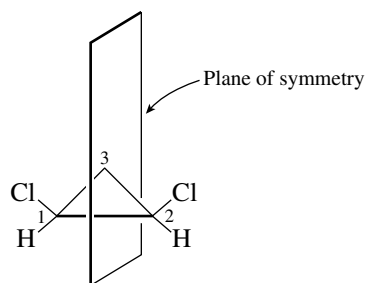
1,1,3-Trimethylcyclobutane however, has no stereogenic centers.



- 7.3 (b) There are *two* planes of symmetry in (*Z*)-1,2-dichloroethene, of which one is the plane of the molecule and the second bisects the carbon–carbon bond. There is no center of symmetry. The molecule is achiral.



- (c) There is a plane of symmetry in *cis*-1,2-dichlorocyclopropane that bisects the C-1—C-2 bond and passes through C-3. The molecule is achiral.



- (d) *trans*-1,2-Dichlorocyclopropane has neither a plane of symmetry nor a center of symmetry. Its two mirror images cannot be superposed on each other. The molecule is chiral.



- 7.4 The equation relating specific rotation $[\alpha]$ to observed rotation α is

$$[\alpha] = \frac{100\alpha}{cl}$$

The concentration c is expressed in grams per 100 mL and the length l of the polarimeter tube in decimeters. Since the problem specifies the concentration as 0.3 g/15 mL and the path length as 10 cm, the specific rotation $[\alpha]$ is:

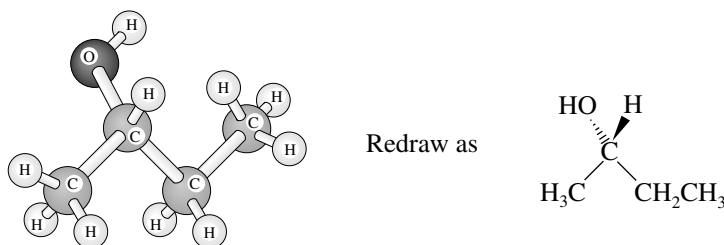
$$\begin{aligned} [\alpha] &= \frac{100(-0.78^\circ)}{100(0.3 \text{ g}/15 \text{ mL})(10 \text{ cm}/10 \text{ cm/dm})} \\ &= -39^\circ \end{aligned}$$

- 7.5 From the previous problem, the specific rotation of natural cholesterol is $[\alpha] = -39^\circ$. The mixture of natural (–)-cholesterol and synthetic (+)-cholesterol specified in this problem has a specific rotation $[\alpha]$ of -13° .

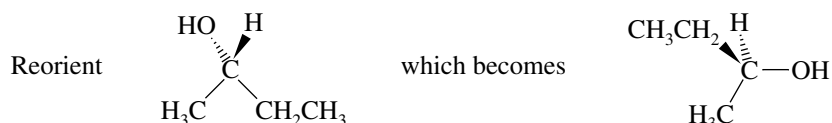
$$\begin{aligned} \text{Optical purity} &= \%(-)\text{-cholesterol} - \%(+)\text{-cholesterol} \\ 33.3\% &= \%(-)\text{-cholesterol} - [100 - \%(-)\text{-cholesterol}] \\ 133.3\% &= 2[\%(-)\text{-cholesterol}] \\ 66.7\% &= \%(-)\text{-cholesterol} \end{aligned}$$

The mixture is two thirds natural (–)-cholesterol and one third synthetic (+)-cholesterol.

- 7.6 Draw the molecular model so that it is in the same format as the drawings of (+) and (-)-2-butanol in the text.

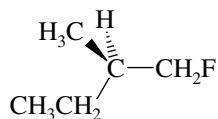


Reorient the molecule so that it can be compared with the drawings of (+) and (-)-2-butanol.



The molecular model when redrawn matches the text's drawing of (+)-2-butanol.

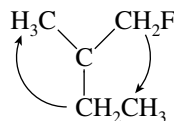
- 7.7 (b) The solution to this problem is exactly analogous to the sample solution given in the text to part (a).



(+)-1-Fluoro-2-methylbutane

Order of precedence: $\text{CH}_2\text{F} > \text{CH}_3\text{CH}_2 > \text{CH}_3 > \text{H}$

The lowest ranked substituent (H) at the stereogenic center points away from us in the drawing. The three higher ranked substituents trace a clockwise path from CH_2F to CH_2CH_3 to CH_3 .

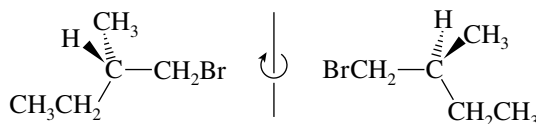


The absolute configuration is *R*; the compound is (*R*)-(+)-1-fluoro-2-methylbutane.

- (c) The highest ranked substituent at the stereogenic center of 1-bromo-2-methylbutane is CH_2Br , and the lowest ranked substituent is H. Of the remaining two, ethyl outranks methyl.

Order of precedence: $\text{CH}_2\text{Br} > \text{CH}_2\text{CH}_3 > \text{CH}_3 > \text{H}$

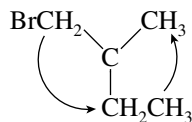
The lowest ranking substituent (H) is directed toward you in the drawing, and therefore the molecule needs to be reoriented so that H points in the opposite direction.



turn 180°

(+)-1-Bromo-2-methylbutane

The three highest ranking substituents trace a counterclockwise path when the lowest ranked substituent is held away from you.

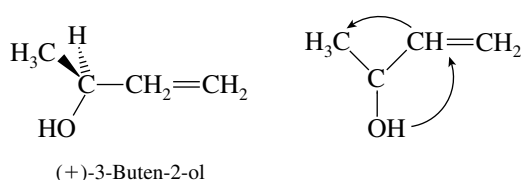


The absolute configuration is *S*, and thus the compound is (*S*)-(+)-1-bromo-2-methylbutane.

- (d) The highest ranked substituent at the stereogenic center of 3-buten-2-ol is the hydroxyl group, and the lowest ranked substituent is H. Of the remaining two, vinyl outranks methyl.

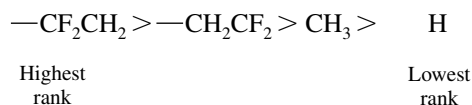
Order of precedence: HO > CH₂=CH > CH₃ > H

The lowest ranking substituent (H) is directed away from you in the drawing. We see that the order of decreasing precedence appears in a counterclockwise manner.

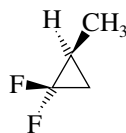


The absolute configuration is *S*, and the compound is (*S*)-(+)-3-buten-2-ol.

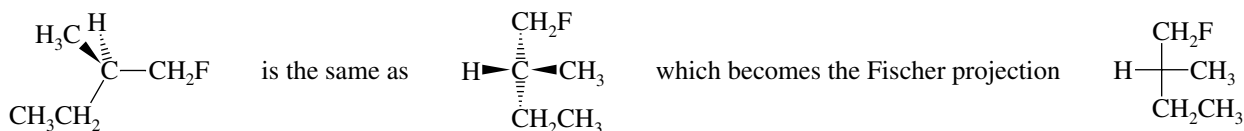
- 7.8 (b) The stereogenic center is the carbon that bears the methyl group. Its substituents are:



When the lowest ranked substituent points away from you, the remaining three must appear in descending order of precedence in a counterclockwise fashion in the *S* enantiomer. (*S*)-1, 1-difluoro-2-methylcyclopropane is therefore

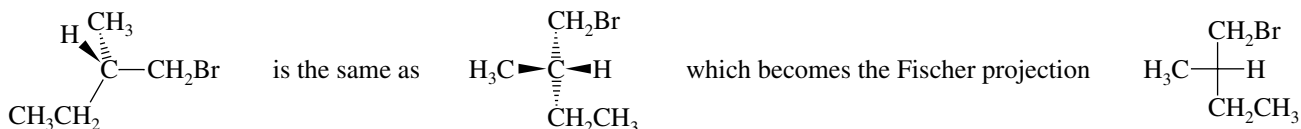


- 7.9 (b) The Fischer projection of (*R*)-(+)-1-fluoro-2-methylbutane is analogous to that of the alcohol in part (a). The only difference in the two is that fluorine has replaced hydroxyl as a substituent at C-1.

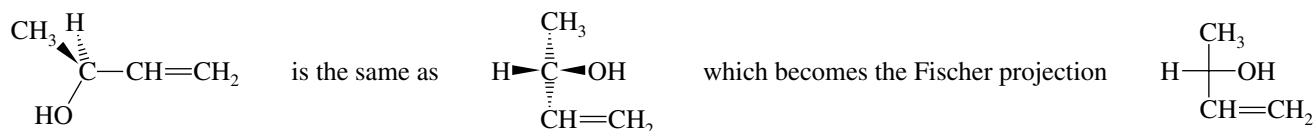


Although other Fischer projections may be drawn by rotating the perspective view in other directions, the one shown is preferred because it has the longest chain of carbon atoms oriented on the vertical axis with the lowest numbered carbon at the top.

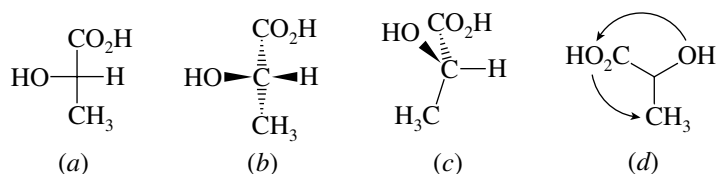
- (c) As in the previous parts of this problem, orient the structural formula of (*S*)-(+)-1-bromo-2-methylbutane so the segment BrCH₂—C—CH₂CH₃ is aligned vertically with the lowest numbered carbon at the top.



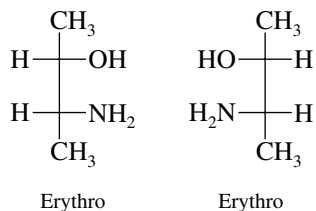
- (d) Here we need to view the molecule from behind the page in order to write the Fischer projection of (*S*)-(+)-3-buten-2-ol.



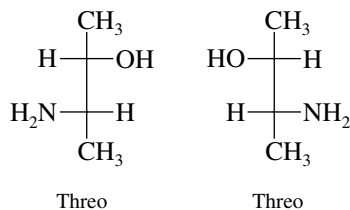
- 7.10** In order of decreasing rank, the substituents attached to the stereogenic center in lactic acid are —OH, —CO₂H, —CH₃, and —H. The Fischer projection given for (+)-lactic acid (a) corresponds to the three-dimensional representation (b), which can be reoriented as in (c). When (c) is viewed from the side opposite the lowest ranked substituent (H), the order of decreasing precedence is anticlockwise, as shown in (d). (+)-Lactic acid has the *S* configuration.



- 7.11** The erythro stereoisomers are characterized by Fischer projections in which analogous substituents, in this case OH and NH₂, are on the same side when the carbon chain is vertical. There are two erythro stereoisomers that are enantiomers of each other:



Analogous substituents are on opposite sides in the threo isomer:

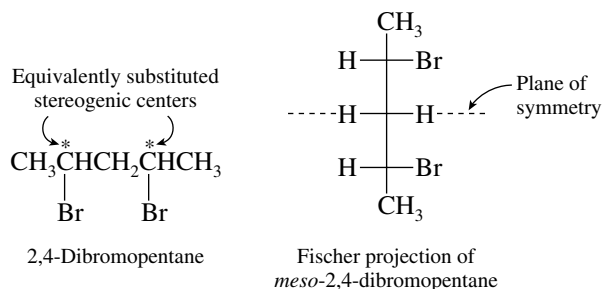


- 7.12** There are four stereoisomeric forms of 3-amino-3-butanol:

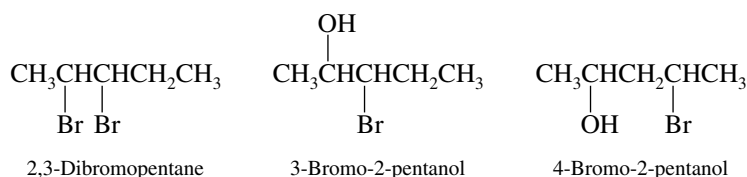
(2*R*,3*R*) and its enantiomer (2*S*,3*S*)
 (2*R*,3*S*) and its enantiomer (2*S*,3*R*)

In the text we are told that the (2*R*,3*R*) stereoisomer is a liquid. Its enantiomer (2*S*,3*S*) has the same physical properties and so must also be a liquid. The text notes that the (2*R*,3*S*) stereoisomer is a solid (mp 49°C). Its enantiomer (2*S*,3*R*) must therefore be the other stereoisomer that is a crystalline solid.

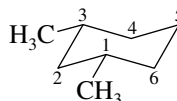
- 7.13 Examine the structural formula of each compound for equivalently substituted stereogenic centers. The only one capable of existing in a meso form is 2,4-dibromopentane.



None of the other compounds has equivalently substituted stereogenic centers. No meso forms are possible for:



- 7.14 There is a plane of symmetry in the *cis* stereoisomer of 1,3-dimethylcyclohexane, and so it is an achiral substance—it is a meso form.



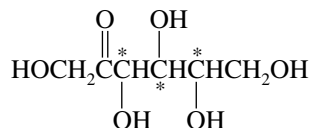
Plane of symmetry passes through C-2 and C-5 and bisects the ring.

The *trans* stereoisomer is chiral. It is not a meso form.

- 7.15 A molecule with three stereogenic centers has 2^3 , or 8, stereoisomers. The eight combinations of *R* and *S* stereogenic centers are:

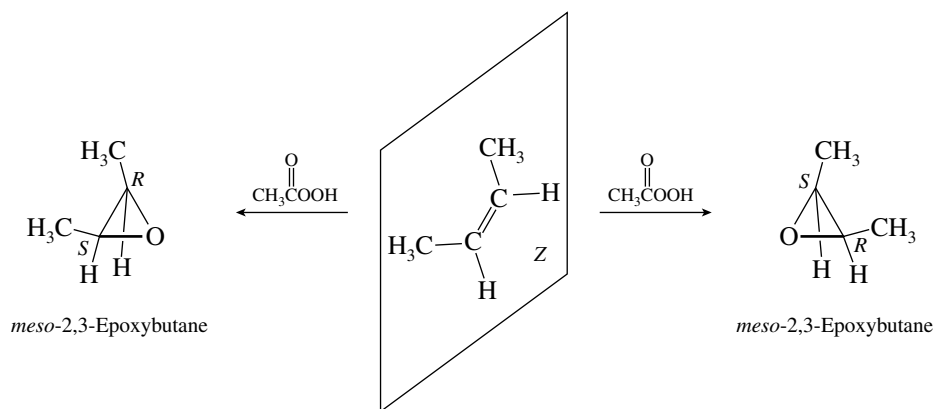
	<i>Stereogenic center</i>			<i>Stereogenic center</i>		
	1	2	3	1	2	3
Isomer 1	<i>R</i>	<i>R</i>	<i>R</i>	Isomer 5	<i>S</i>	<i>S</i>
Isomer 2	<i>R</i>	<i>R</i>	<i>S</i>	Isomer 6	<i>S</i>	<i>S</i>
Isomer 3	<i>R</i>	<i>S</i>	<i>R</i>	Isomer 7	<i>S</i>	<i>R</i>
Isomer 4	<i>S</i>	<i>R</i>	<i>R</i>	Isomer 8	<i>R</i>	<i>S</i>

- 7.16 2-Hexuloses have three stereogenic centers. They are marked with asterisks in the structural formula.

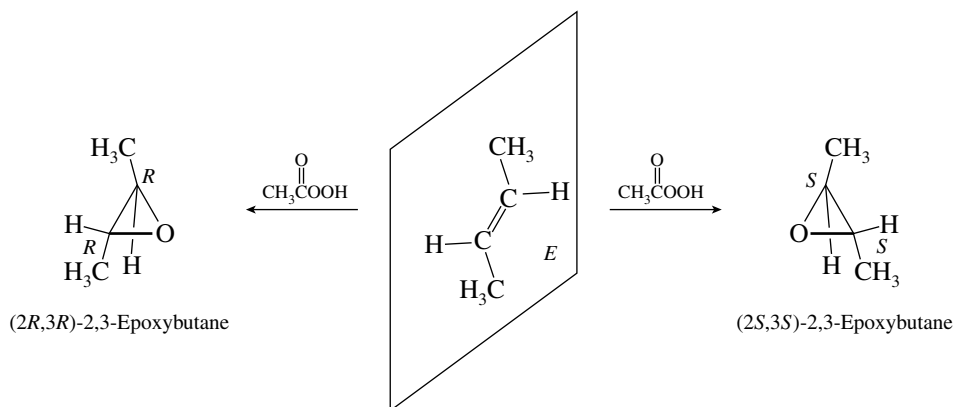


No meso forms are possible, and so there are a total of 2^3 , or 8, stereoisomeric 2-hexuloses.

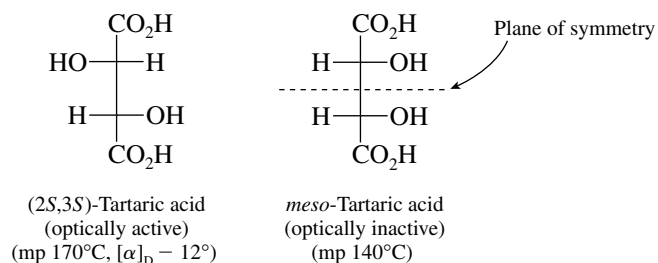
- 7.17 Epoxidation of (*Z*)-2-butene gives the meso (achiral) epoxide. Oxygen transfer from the peroxy acid can occur at either face of the double bond, but the product formed is the same because the two mirror-image forms of the epoxide are superposable.



Epoxidation of (*E*)-2-butene gives a racemic mixture of two enantiomeric epoxides.

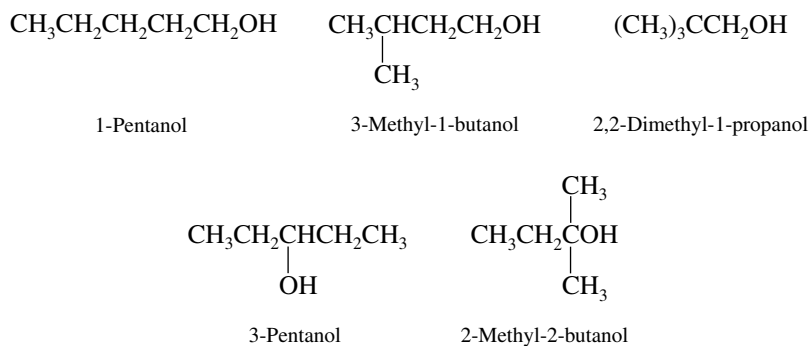


- 7.18 The observed product mixture (68% *cis*-1,2-dimethylcyclohexane: 32% *trans*-1,2-dimethylcyclohexane) contains more of the less stable *cis* stereoisomer than the *trans*. The relative stabilities of the products therefore play no role in determining the stereoselectivity of this reaction.
- 7.19 The tartaric acids incorporate two equivalently substituted stereogenic centers. (+)-Tartaric acid, as noted in the text, is the *2R,3R* stereoisomer. There will be two additional stereoisomers, the enantiomeric (–)-tartaric acid (*2S,3S*) and an optically inactive meso form.

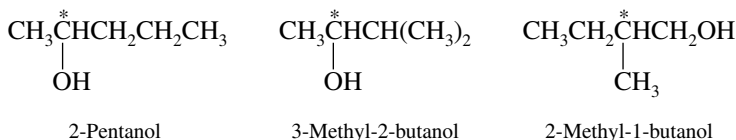


- 7.20 No. Pasteur separated an optically inactive racemic mixture into two optically active enantiomers. A meso form is achiral, is identical to its mirror image, and is incapable of being separated into optically active forms.

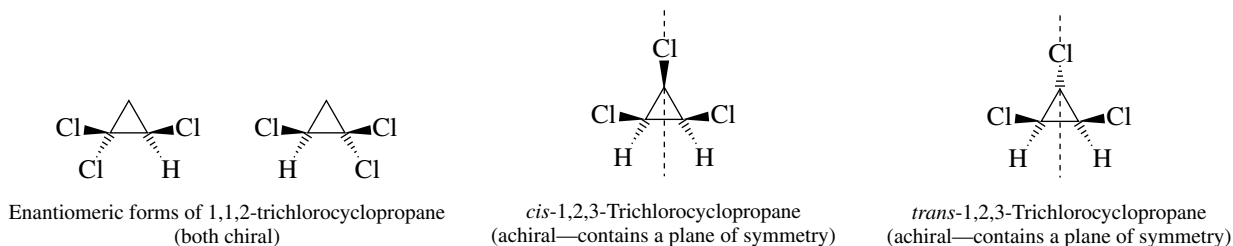
- 7.21 The more soluble salt must have the opposite configuration at the stereogenic center of 1-phenylethylamine, that is, the *S* configuration. The malic acid used in the resolution is a single enantiomer, *S*. In this particular case the more soluble salt is therefore (*S*)-1-phenylethylammonium (*S*)-malate.
- 7.22 In an earlier exercise (Problem 4.23) the structures of all the isomeric $C_5H_{12}O$ alcohols were presented. Those that lack a stereogenic center and thus are *achiral* are



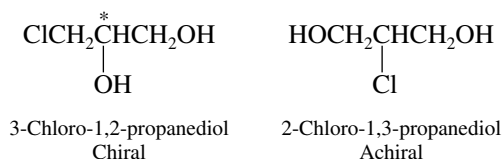
The chiral isomers are characterized by carbons that bear four different groups. These are:



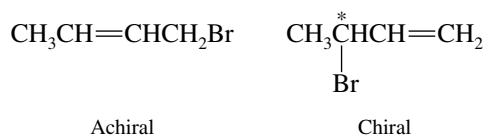
- 7.23 The isomers of trichlorocyclopropane are



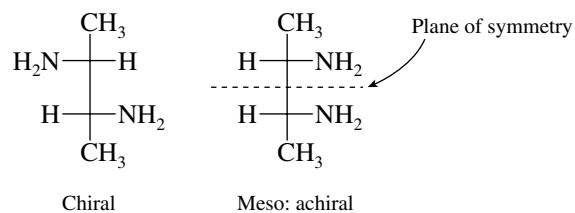
- 7.24 (a) Carbon-2 is a stereogenic center in 3-chloro-1,2-propanediol. Carbon-2 has two equivalent substituents in 2-chloro-1,3-propanediol, and is not a stereogenic center.



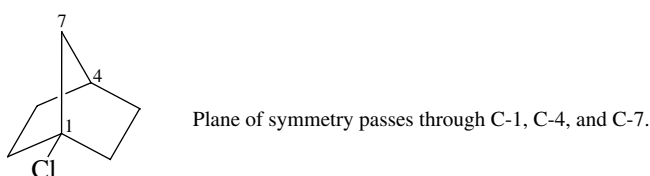
- (b) The primary bromide is achiral; the secondary bromide contains a stereogenic center and is chiral.



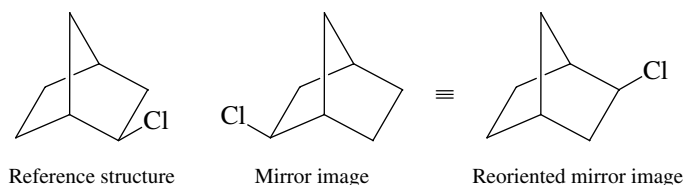
- (c) Both stereoisomers have two equivalently substituted stereogenic centers, and so we must be alert for the possibility of a meso stereoisomer. The structure at the left is chiral. The one at the right has a plane of symmetry and is the achiral meso stereoisomer.



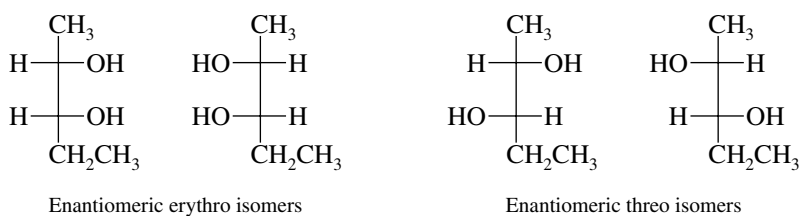
- (d) The first structure is achiral; it has a plane of symmetry.



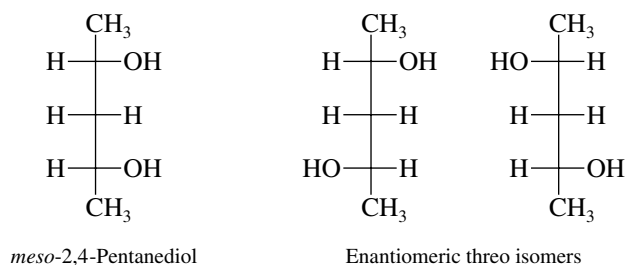
The second structure cannot be superposed on its mirror image; it is chiral.



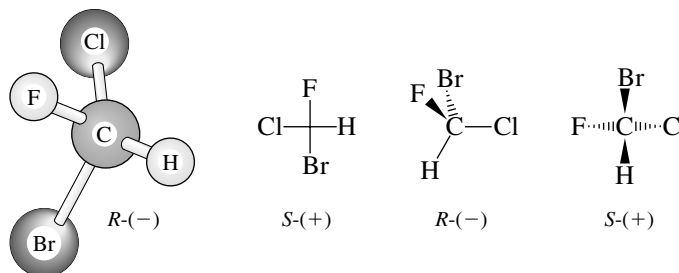
- 7.25** There are four stereoisomers of 2,3-pentanediol, represented by the Fischer projections shown. All are chiral.



There are three stereoisomers of 2,4-pentanediol. The meso form is achiral; both threo forms are chiral.



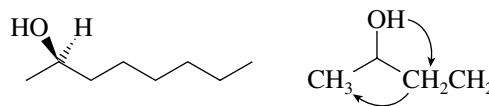
- 7.26 Among the atoms attached to the stereogenic center, the order of decreasing precedence is $\text{Br} > \text{Cl} > \text{F} > \text{H}$. When the molecule is viewed with the hydrogen pointing away from us, the order $\text{Br} \rightarrow \text{Cl} \rightarrow \text{F}$ appears clockwise in the *R* enantiomer, anticlockwise in the *S* enantiomer.



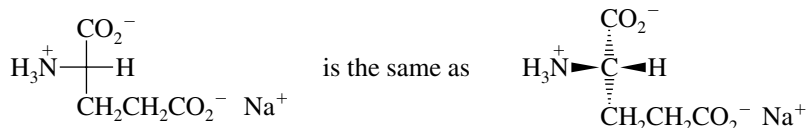
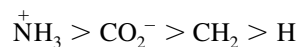
- 7.27 (a) (-)-2-Octanol has the *R* configuration at C-2. The order of substituent precedence is



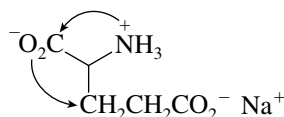
The molecule is oriented so that the lowest ranking substituent is directed away from you and the order of decreasing precedence is clockwise.



- (b) In order of decreasing sequence rule precedence, the four substituents at the stereogenic center of monosodium L-glutamate are

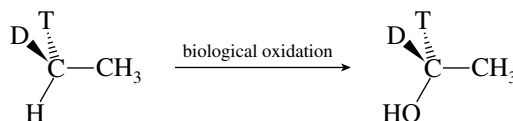


When the molecule is oriented so that the lowest ranking substituent (hydrogen) is directed away from you, the other three substituents are arranged as shown.



The order of decreasing rank is counterclockwise; the absolute configuration is *S*.

- 7.28 (a) Among the isotopes of hydrogen, T has the highest mass number (3), D next (2), and H lowest (1). Thus, the order of rank at the stereogenic center in the reactant is $\text{CH}_3 > \text{T} > \text{D} > \text{H}$. The order of rank in the product is $\text{HO} > \text{CH}_3 > \text{T} > \text{D}$.



Orient with lowest ranked substituent away from you.

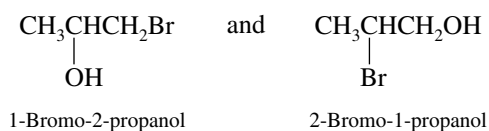


The order of decreasing rank in the reactant is anticlockwise; the configuration is *S*. The order of decreasing rank in the product is clockwise; the configuration is *R*.

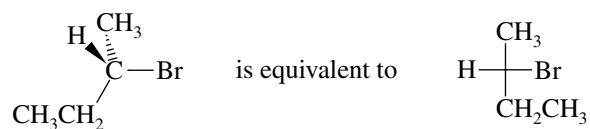
- (b) Retention of configuration means that the three-dimensional arrangement of bonds at the stereogenic center is the same in the reactant and the product. The *R* and *S* descriptors change because the order of precedence changes in going from reactant to product; for example, CH_3 is the highest ranked substituent in the reactant, but becomes the second-highest ranked in the product.

7.29 Two compounds can be stereoisomers only if they have the *same* constitution. Thus, you should compare first the constitution of the two structures and then their stereochemistry. The best way to compare constitutions is to assign a systematic (IUPAC) name to each molecule. Also remember that enantiomers are nonsuperposable mirror images, and diastereomers are stereoisomers that are not enantiomers.

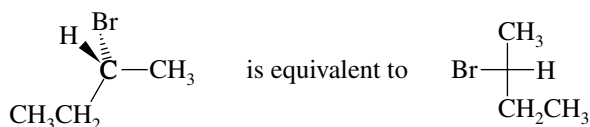
- (a) The two compounds are constitutional isomers. Their IUPAC names clearly reflect this difference.



- (b) The two structures have the same constitution. Test them for superposability. To do this we need to place them in comparable orientations.

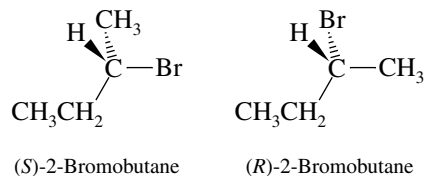


and

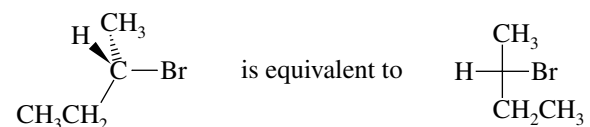


The two are nonsuperposable mirror images of each other. They are enantiomers.

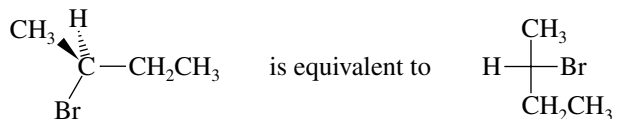
To check this conclusion, work out the absolute configuration of each using the Cahn–Ingold–Prelog system.



- (c) Again, place the structures in comparable orientations, and examine them for superposability.

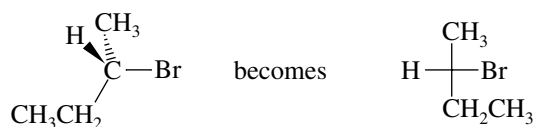


and

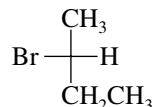


The two structures represent the same compound, since they are superposable. (As a check, notice that both have the *S* configuration.)

- (d) If we reorient the first structure,

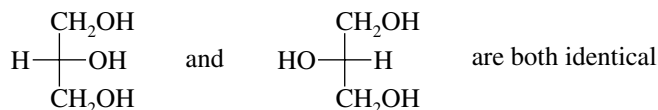


which is the enantiomer of

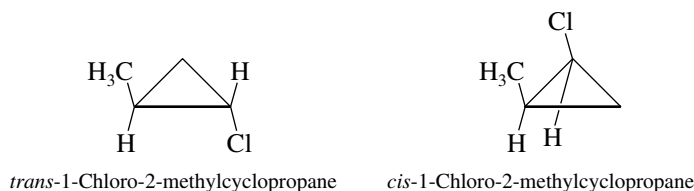


As a check, the first structure is seen to have the *S* configuration, and the second has the *R* configuration.

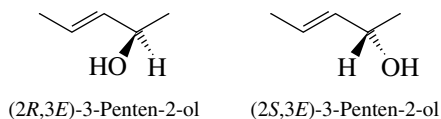
- (e) As drawn, the two structures are mirror images of each other; however, they represent an achiral molecule. The two structures are superposable mirror images and are not stereoisomers but identical.



- (f) The two structures—one *cis*, the other *trans*—are stereoisomers that are not mirror images; they are diastereomers.

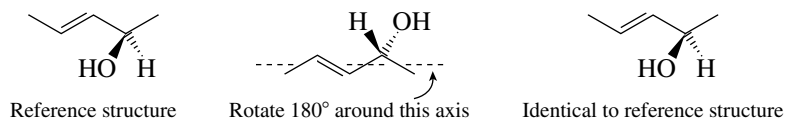


- (g) The two structures are enantiomers, since they are nonsuperposable mirror images. Checking their absolute configurations reveals one to be *R*, the other *S*. Both have the *E* configuration at the double bond.



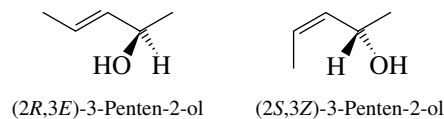
- (h) These two structures are identical; both have the *E* configuration at the double bond and the *R* configuration at the stereogenic center.

Alternatively, we can show their superposability by rotating the second structure 180° about an axis passing through the doubly bonded carbons.

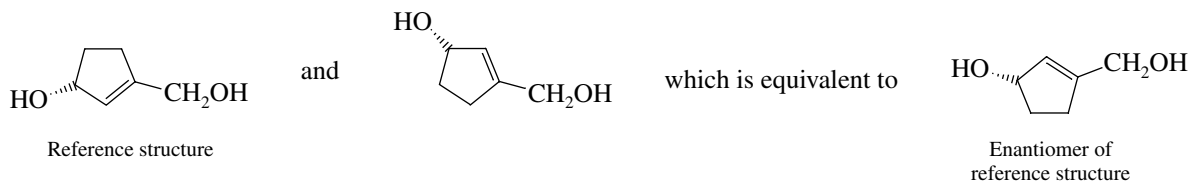


- (i) One structure has a *cis* double bond, the other a *trans* double bond; therefore, the two are diastereomers. Even though one stereogenic center is *R* and the other is *S*, the two structures are

not enantiomers. The mirror image of a cis (or *Z*) double bond is cis, and that of a trans (or *E*) double bond is trans.

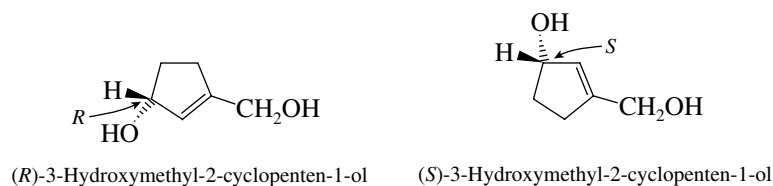


- (j) Here it will be helpful to reorient the second structure so that it may be more readily compared with the first.

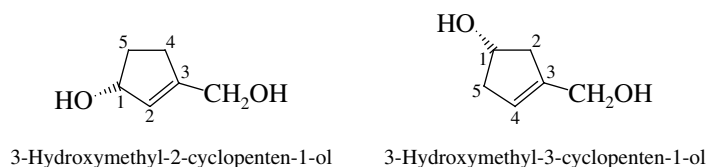


The two compounds are enantiomers.

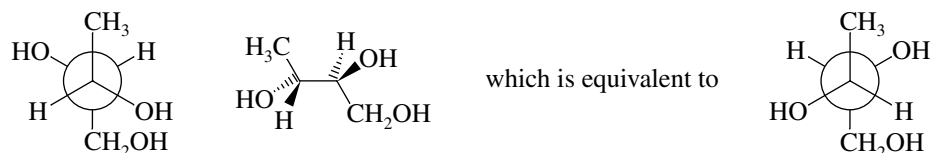
Examining their absolute configurations confirms the enantiomeric nature of the two compounds.



- (k) These two compounds differ in the order in which their atoms are joined together; they are constitutional isomers.

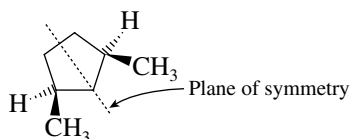


- (l) To better compare these two structures, place them both in the same format.

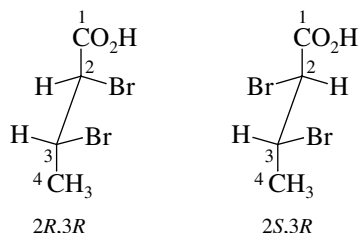


The two are enantiomers.

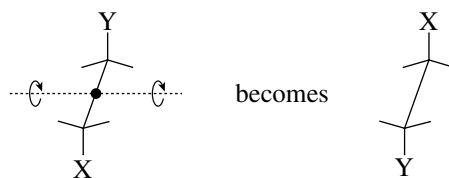
- (m) Since *cis*-1,3-dimethylcyclopentane has a plane of symmetry, it is achiral and cannot have an enantiomer. The two structures given in the problem are identical.



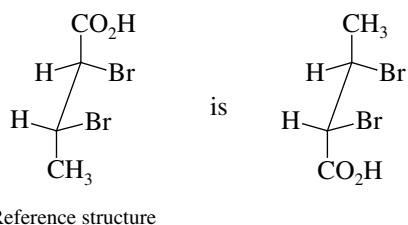
- (n) These structures are diastereomers, that is, stereoisomers that are not mirror images. They have the same configuration at C-3 but opposite configurations at C-2.



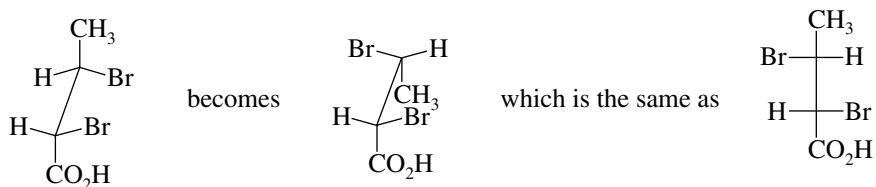
- (o) To compare these compounds, reorient the first structure so that it may be drawn as a Fischer projection. The first step in the reorientation consists of a 180° rotation about an axis passing through the midpoint of the C-2—C-3 bond.



Thus

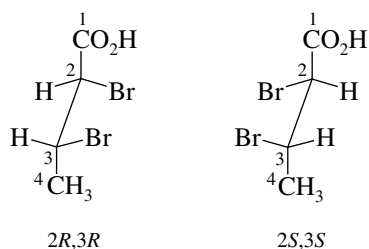


Now rotate the “back” carbon of the reoriented structure to give the necessary alignment for a Fischer projection.

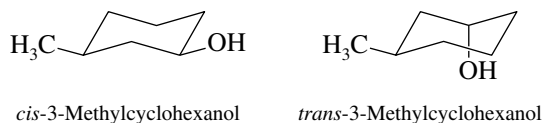


This reveals that the original two structures in the problem are equivalent.

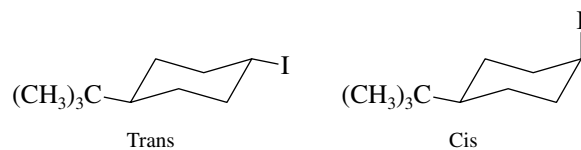
- (p) These two structures are nonsuperposable mirror images of a molecule with two nonequivalent stereogenic centers; they are enantiomers.



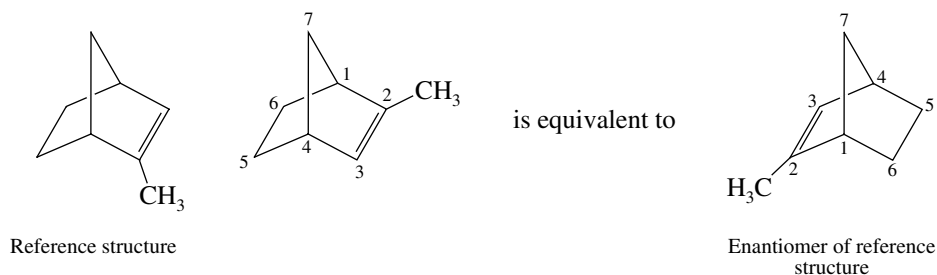
- (q) The two structures are stereoisomers that are not enantiomers; they are diastereomers.



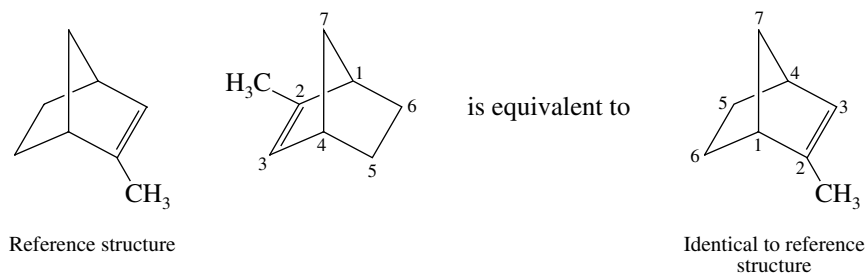
- (r) These two structures, *cis*- and *trans*-4-*tert*-butylcyclohexyl iodide, are diastereomers.



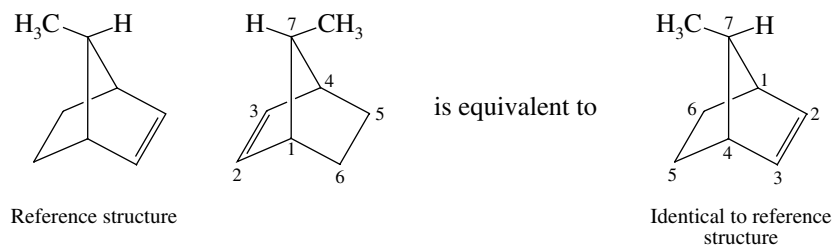
- (s) The two structures are nonsuperposable mirror images; they are enantiomers.



- (t) The two structures are identical.

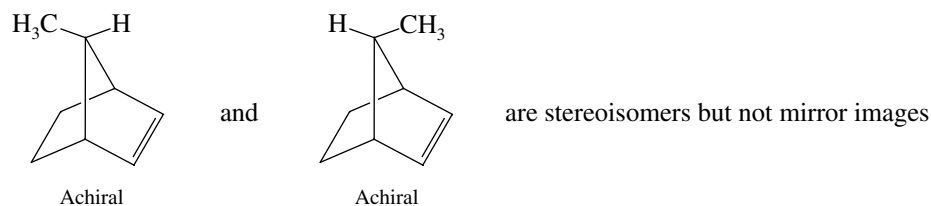


- (u) As represented, the two structures are mirror images of each other, but because the molecule is achiral (it has a plane of symmetry), the two must be superposable. They represent the same compound.



The plane of symmetry passes through C-7 and bisects the C-2—C-3 bond and the C-5—C-6 bond.

- (v) The structures are stereoisomers but not enantiomers; they are diastereomers. (Both are achiral and so cannot have enantiomers.)



- 7.30 Write a structural formula for phytol and count the number of structural units capable of stereochemical variation.



3,7,11,15-Tetramethyl-2-hexadecen-1-ol

Phytol has two stereogenic centers (C-7 and C-11) and one double bond. The stereogenic centers may be either *R* or *S*, and the double bond may be either *E* or *Z*. Eight stereoisomers are possible.

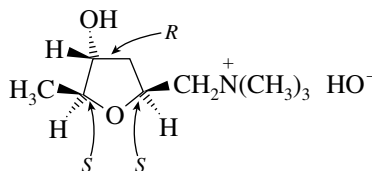
	<i>Isomer</i>							
	1	2	3	4	5	6	7	8
Double bond	<i>E</i>	<i>E</i>	<i>E</i>	<i>E</i>	<i>Z</i>	<i>Z</i>	<i>Z</i>	<i>Z</i>
Carbon-7	<i>R</i>	<i>S</i>	<i>R</i>	<i>S</i>	<i>R</i>	<i>S</i>	<i>R</i>	<i>S</i>
Carbon-11	<i>R</i>	<i>S</i>	<i>S</i>	<i>R</i>	<i>R</i>	<i>S</i>	<i>S</i>	<i>R</i>

- 7.31 (a) Muscarine has three stereogenic centers, and so *eight* stereoisomers have this constitution.
 (b) The three substituents on the ring (at C-2, C-3, and C-5) can be thought of as being either up (U) or down (D) in a perspective drawing. Thus the eight possibilities are:

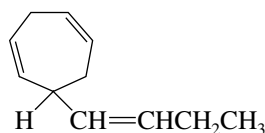


Of these, *six* have one substituent trans to the other two.

- (c) Muscarine is

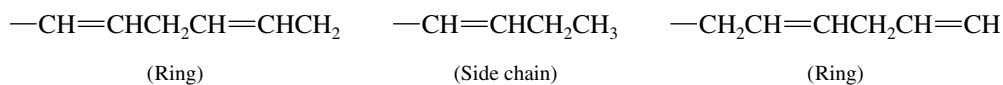


- 7.32 To write a stereochemically accurate representation of ectocarpene, it is best to begin with the configuration of the stereogenic center, which we are told is *S*.

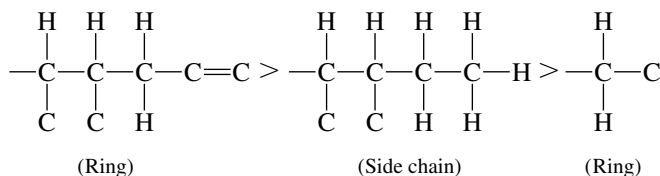


Clearly, hydrogen is the lowest ranking substituent; among the other three substituents, two are part of the ring and the third is the four-carbon side chain. The priority rankings of these groups are determined by systematically working along the chain.

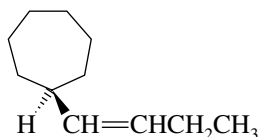
The substituents



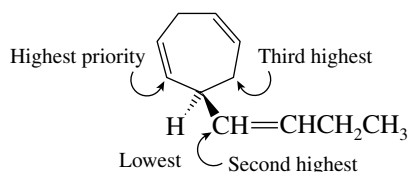
are considered as if they were



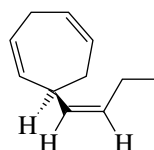
Orienting the molecule with the hydrogen away from you



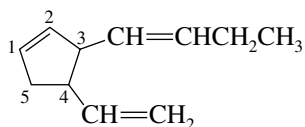
we place the double bonds in the ring so that the order of decreasing sequence rule precedence is counterclockwise:



Finally, since all the double bonds are cis, the complete structure becomes:

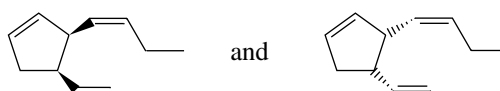


- 7.33 (a) Multifidene has two stereogenic centers and three double bonds. Neither the ring double bond nor the double bond of the vinyl substituent can give rise to stereoisomers, but the butenyl side chain can be either *E* or *Z*. Eight (2^3) stereoisomers are therefore possible. We can rationalize them as

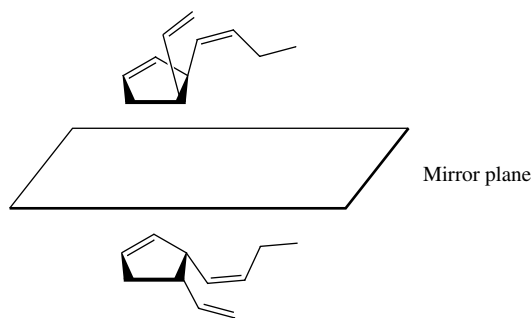


Stereoisomer	C-3	C-4	Butenyl double bond	
1	<i>R</i>	<i>R</i>	<i>E</i>	} enantiomers
2	<i>S</i>	<i>S</i>	<i>E</i>	
3	<i>R</i>	<i>R</i>	<i>Z</i>	} enantiomers
4	<i>S</i>	<i>S</i>	<i>Z</i>	
5	<i>R</i>	<i>S</i>	<i>E</i>	} enantiomers
6	<i>S</i>	<i>R</i>	<i>E</i>	
7	<i>R</i>	<i>S</i>	<i>Z</i>	} enantiomers
8	<i>S</i>	<i>R</i>	<i>Z</i>	

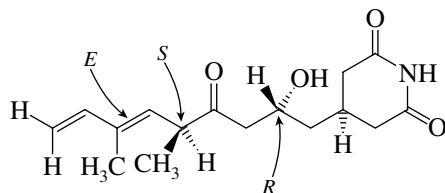
- (b) Given the information that the alkenyl substituents are cis to each other, the number of stereoisomers is reduced by half. Four stereoisomers are therefore possible.
 (c) Knowing that the butenyl group has a *Z* double bond reduces the number of possibilities by half. Two stereoisomers are possible.
 (d) The two stereoisomers are



(e) These two stereoisomers are enantiomers. They are nonsuperposable mirror images.

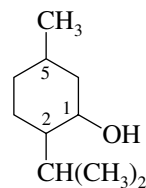


7.34 In a substance with more than one stereogenic center, each center is independently specified as *R* or *S*. Streptimidone has two stereogenic centers and two double bonds. Only the internal double bond is capable of stereoisomerism.



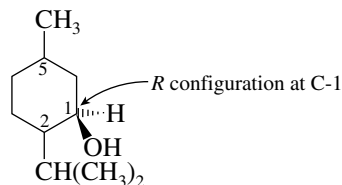
The three stereochemical variables give rise to eight (2^3) stereoisomers, of which one is streptimidone and a second is the enantiomer of streptimidone. The remaining six stereoisomers are diastereomers of streptimidone.

7.35 (a) The first step is to set out the constitution of menthol, which we are told is 2-isopropyl-5-methylcyclohexanol.

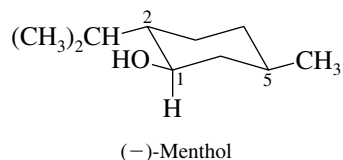


2-Isopropyl-5-methylcyclohexanol

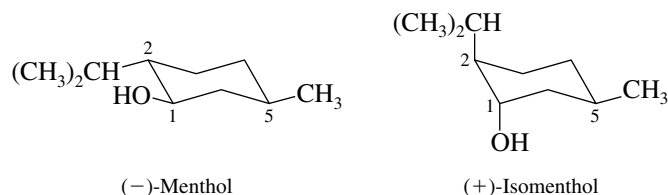
Since the configuration at C-1 is *R* in (–)-menthol, the hydroxyl group must be “up” in our drawing.



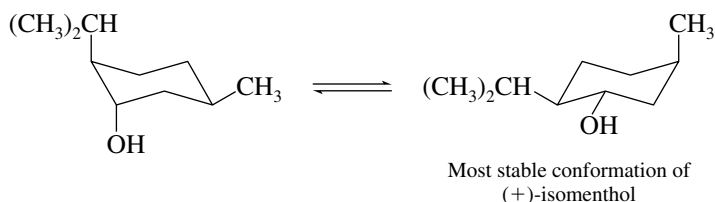
Because menthol is the most stable stereoisomer of this constitution, all three of its substituents must be equatorial. We therefore draw the chair form of the preceding structure, which has the hydroxyl group equatorial and up, placing isopropyl and methyl groups so as to preserve the *R* configuration at C-1.



- (b) To transform the structure of (–)-menthol to that of (+)-isomenthol, the configuration at C-5 must remain the same, whereas those at C-1 and C-2 are inverted.

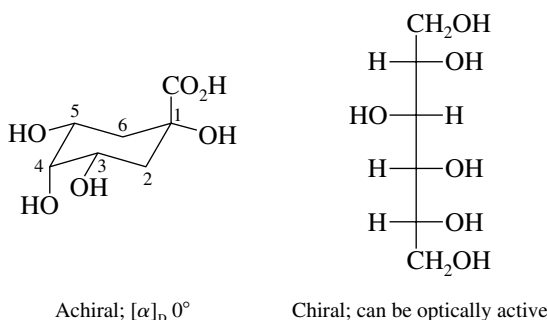


(+)-Isomenthol is represented here in its correct configuration, but the conformation with two axial substituents is not the most stable one. The ring-flipped form will be the preferred conformation of (+)-isomenthol:



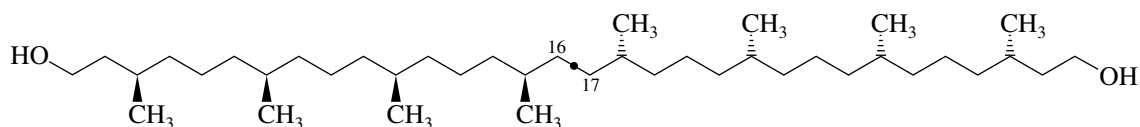
- 7.36** Since the only information available about the compound is its optical activity, examine the two structures for chirality, recalling that only chiral substances can be optically active.

The structure with the six-membered ring has a plane of symmetry passing through C-1 and C-4. It is achiral and cannot be optically active.



The open-chain structure has neither a plane of symmetry nor a center of symmetry; it is not superposable on its mirror image and so is chiral. It can be optically active and is more likely to be the correct choice.

- 7.37** Compound B has a center of symmetry, is achiral, and thus cannot be optically active.



Compound B: not optically active
(center of symmetry is midpoint of C-16—C-17 bond)

The diol in the problem is optically active, and so it must be chiral. Compound A is the naturally occurring diol.

- 7.38** (a) The equation that relates specific rotation $[\alpha]_D$ to observed rotation α is

$$[\alpha]_D = \frac{100\alpha}{cl}$$

where c is concentration in grams per 100 mL and l is path length in decimeters.

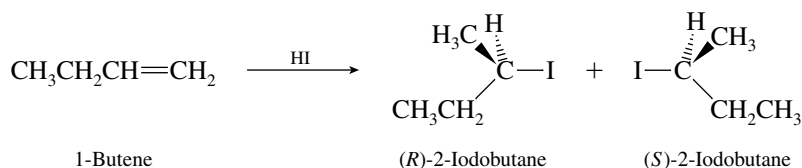
$$[\alpha]_D = \frac{100(-5.20^\circ)}{(2.0 \text{ g}/100 \text{ mL})(2 \text{ dm})}$$

$$= -130^\circ$$

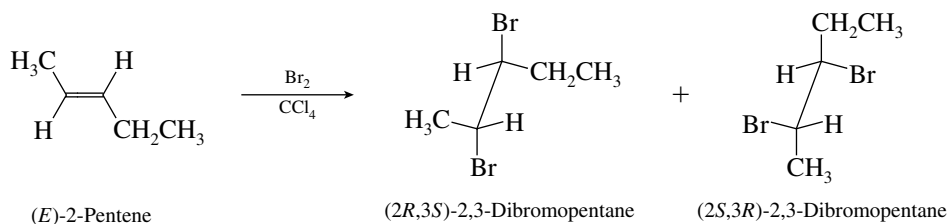
- (b) The optical purity of the resulting solution is 10/15, or 66.7%, since 10 g of optically pure fructose has been mixed with 5 g of racemic fructose. The specific rotation will therefore be two thirds (10/15) of the specific rotation of optically pure fructose:

$$[\alpha]_D = \frac{2}{3}(-130^\circ) = -87^\circ$$

- 7.39 (a) The reaction of 1-butene with hydrogen iodide is one of electrophilic addition. It follows Markovnikov's rule and yields a racemic mixture of (*R*)- and (*S*)-2-iodobutane.

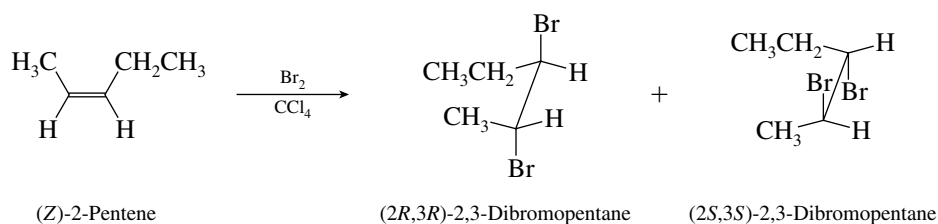


- (b) Bromine adds anti to carbon-carbon double bonds to give vicinal dibromides.

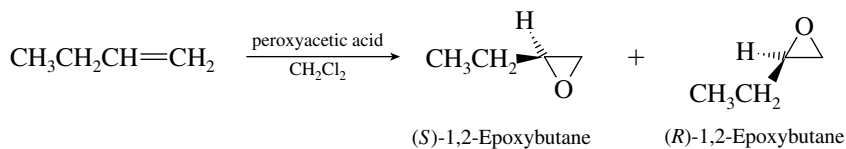


The two stereoisomers are enantiomers and are formed in equal amounts.

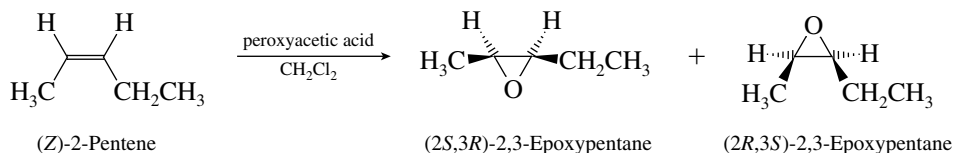
- (c) Two enantiomers are formed in equal amounts in this reaction, involving electrophilic addition of bromine to (*Z*)-2-pentene. These two are diastereomeric with those formed in part (b).



- (d) Epoxidation of 1-butene yields a racemic epoxide mixture.

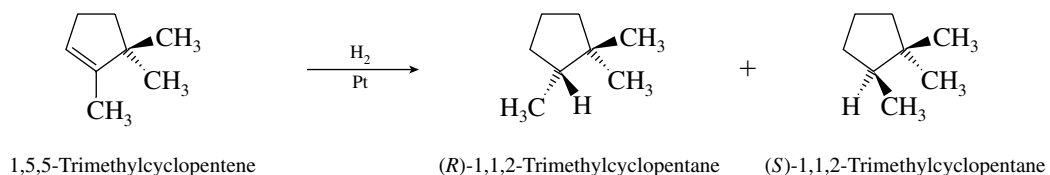


- (e) Two enantiomeric epoxides are formed in equal amounts on epoxidation of (*Z*)-2-pentene.

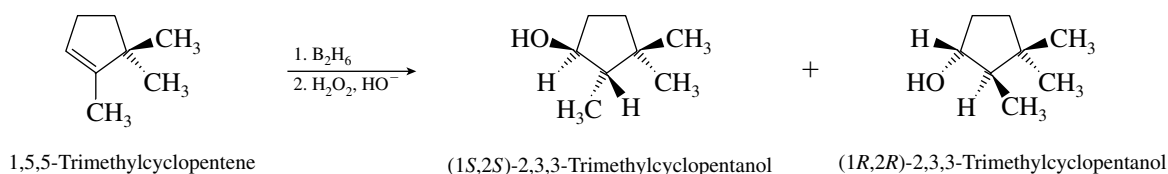


The reaction is a stereospecific syn addition. The cis alkyl groups in the starting alkene remain cis in the product epoxide.

- (f) The starting material is achiral, so even though a chiral product is formed, it is a racemic mixture of enantiomers and is optically inactive.

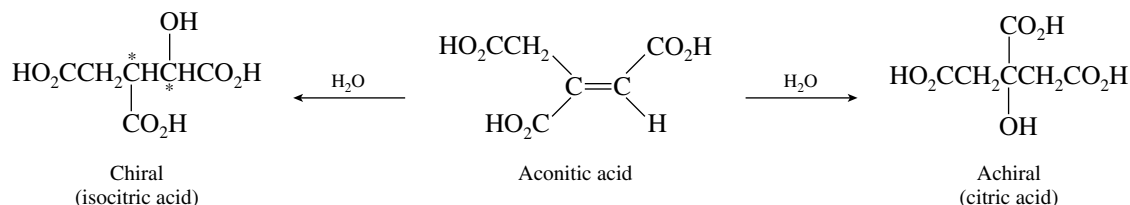


- (g) Recall that hydroboration–oxidation leads to anti-Markovnikov hydration of the double bond.



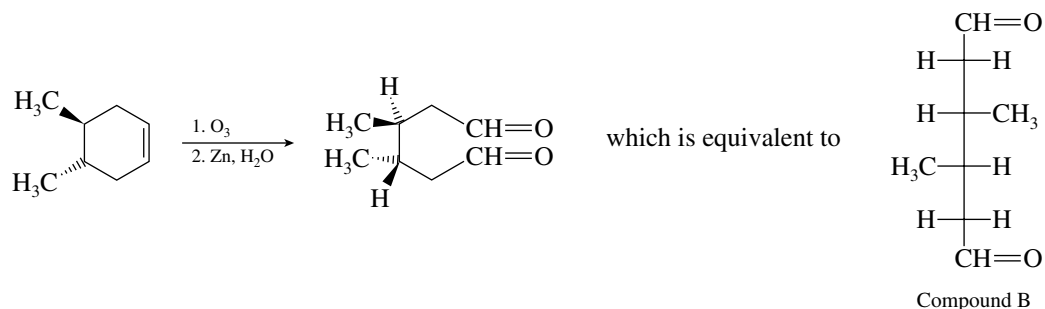
The product has two stereogenic centers. It is formed as a racemic mixture of enantiomers.

- 7.40** Hydration of the double bond of aconitic acid (shown in the center) can occur in two regiochemically distinct ways:



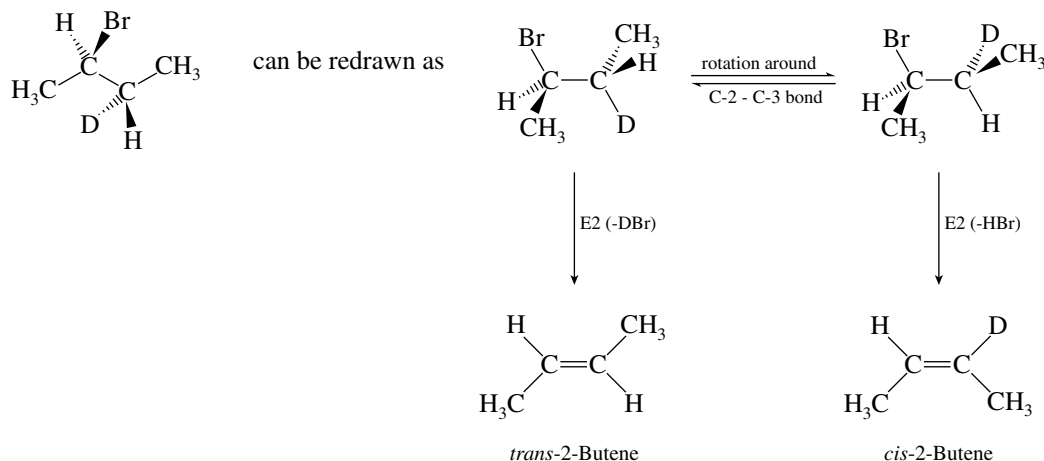
One of the hydration products lacks a stereogenic center. It must be citric acid, the achiral, optically inactive isomer. The other one has two different stereogenic centers and must be isocitric acid, the optically active isomer.

- 7.41** (a) Structures A and B are chiral. Structure C has a plane of symmetry and is an achiral meso form.
 (b) Ozonolysis of the starting material proceeds with the stereochemistry shown. Compound B is the product of the reaction.

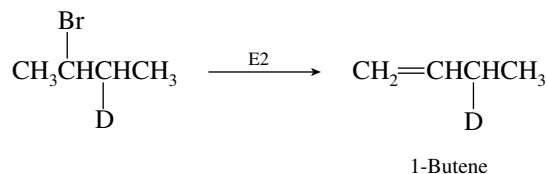


- (c) If the methyl groups were cis to each other in the cycloalkene, they would be on the same side of the Fischer projection in the product. Compound C would be formed.
- 7.42** (a) The E2 transition state requires that the bromine and the hydrogen that is lost be antiperiplanar to each other. Examination of the compound given in the problem reveals that loss of

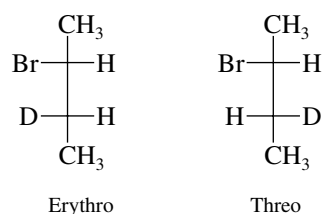
bromine and the deuterium will yield *trans*-2-butene, whereas loss of the bromine and the hydrogen on C-3 will yield *cis*-2-butene.



The *trans*-2-butene that forms does not contain deuterium, but *cis*-2-butene does. 1-Butene also contains deuterium.

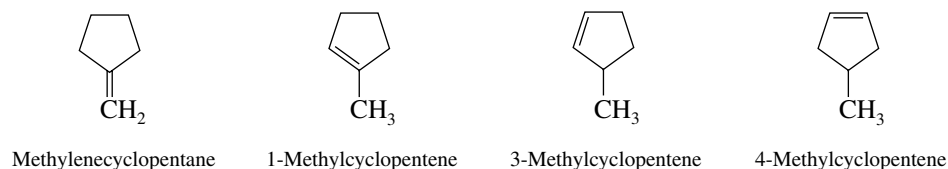


- (b) The starting material in part (a) is the erythro isomer. The relative positions of the H and C at C-3 are reversed in the threo isomer. The erythro and threo isomers can be drawn using Fischer projections:

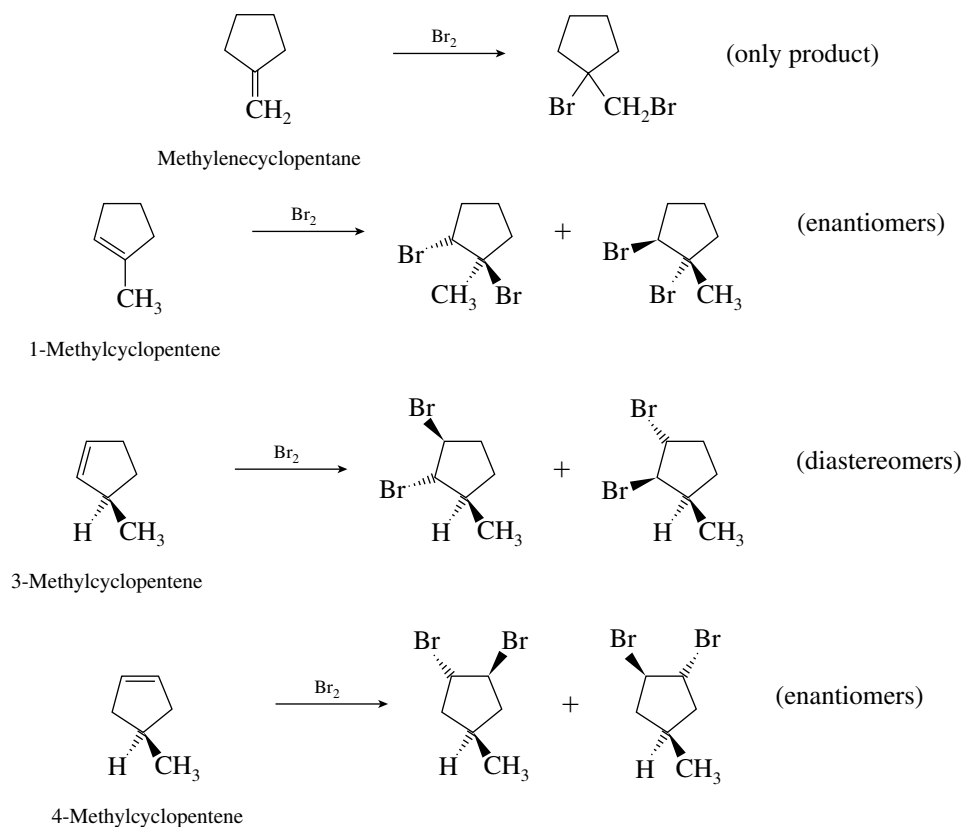


Because the positions of the H and D on C-3 in the threo isomer are opposite that in the erythro, the deuterium content of *cis*- and *trans*-2-butene would be reversed. *trans*-2-Butene obtained from the threo isomer would contain deuterium, and *cis*-2-butene would not. 1-Butene obtained from the threo isomer would also contain deuterium.

- 7.43** Bromine adds to the unknown compound, suggesting the presence of a double bond in addition to the five-membered ring. The following are possible structures for the unknown:

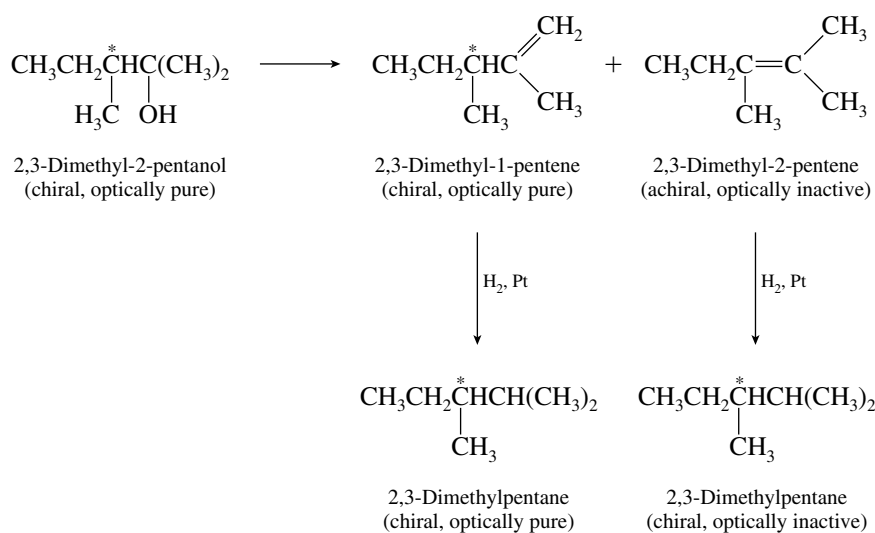


Which of these form diastereomeric dibromides on anti addition of bromine?



We are told in the problem that two diastereomeric bromides were formed, thus the compound must be 3-methylcyclopentene.

- 7.44** Dehydration of this tertiary alcohol can yield 2,3-dimethyl-1-pentene or 2,3-dimethyl-2-pentene. Only the terminal alkene in this case is chiral.

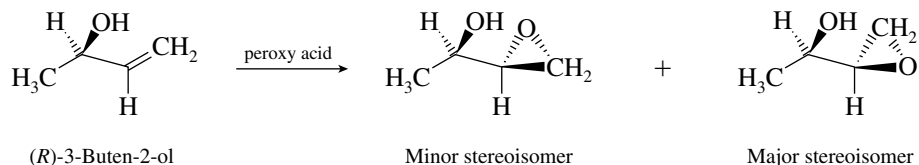


The 2,3-dimethyl-1-pentene formed in the dehydration reaction must be optically pure because it arises from optically pure alcohol by a reaction that does not involve any of the bonds to the stereogenic center. When optically pure 2,3-dimethyl-1-pentene is hydrogenated, it must yield optically pure 2,3-dimethylpentane—again, no bonds to the stereogenic center are involved in this step.

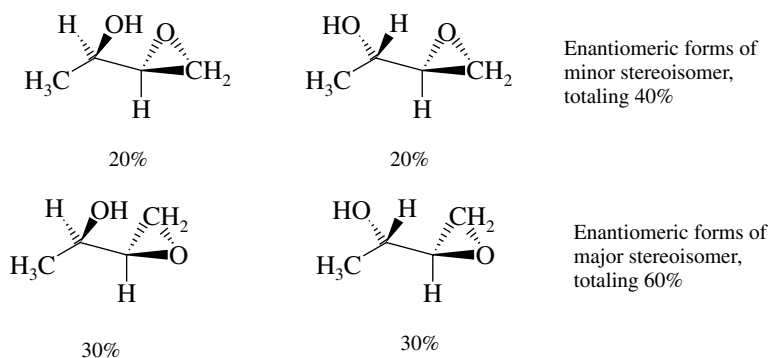
The 2,3-dimethyl-2-pentene formed in the dehydration reaction is achiral and must yield racemic 2,3-dimethylpentane on hydrogenation.

Because the alkane is 50% optically pure, the alkene fraction must have contained equal amounts of optically pure 2,3-dimethyl-1-pentene and its achiral isomer 2,3-dimethyl-2-pentene.

- 7.45 (a) Oxygen may be transferred to either the front face or the back face of the double bond when (*R*)-3-buten-2-ol reacts with a peroxy acid. The structure of the minor stereoisomer was given in the problem. The major stereoisomer results from addition to the opposite face of the double bond.



- (b) The two epoxides have the same configuration (*R*) at the secondary alcohol carbon, but opposite configurations at the stereogenic center of the epoxide ring. They are diastereomers.
 (c) In addition to the two diastereomeric epoxides whose structures are shown in the solution to part (a), the enantiomers of each will be formed when racemic 3-buten-2-ol is epoxidized. The relative amounts of the four products will be:

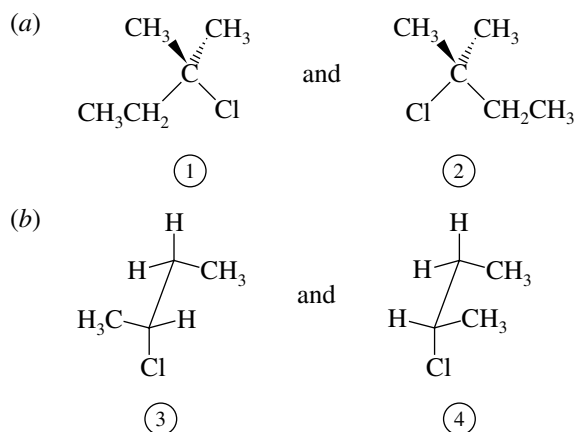


- 7.46–7.49 Solutions to molecular modeling exercises are not provided in this *Study Guide and Solutions Manual*. You should use *Learning By Modeling* for these exercises.

SELF-TEST

PART A

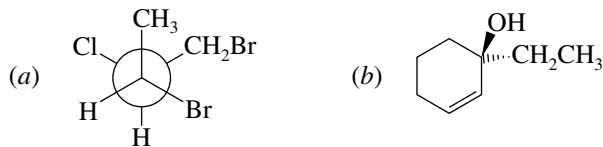
- A-1. For each of the following pairs of drawings, identify the molecules as chiral or achiral and tell whether each pair represents molecules that are enantiomers, diastereomers, or identical.



A-7. Write the organic product(s) expected from each of the following reactions. Show each stereoisomer if more than one forms.

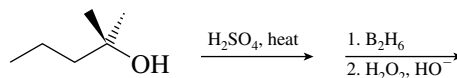
- (a) 1,5,5-Trimethylcyclopentene and hydrogen bromide
 (b) (*E*)-2-Butene and chlorine (Cl_2)
 (c) (*Z*)-2-Pentene and peroxyacetic acid

A-8. Give the IUPAC name, including stereochemistry, for the following:



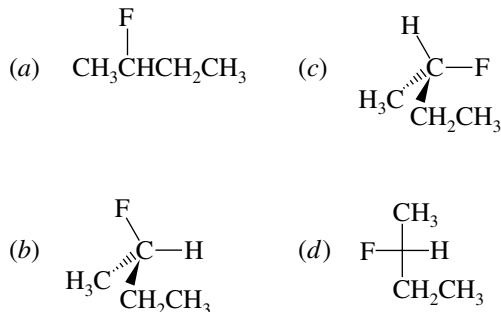
A-9. How many stereoisomeric products are obtained from the reaction of (*S*)-3-chloro-1-butene with hydrogen bromide? What is their relationship (enantiomers, diastereomers)?

A-10. Write the final product of the following reaction sequence, clearly showing its stereochemistry. Is the product achiral, a meso compound, optically active, or a racemic mixture?



PART B

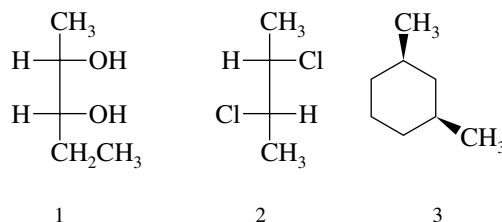
B-1. The structure of (*S*)-2-fluorobutane is best represented by



B-2. Which one of the following is chiral?

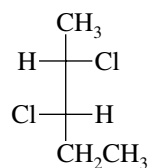
- (a) 1,1-Dibromo-1-chloropropane
 (b) 1,1-Dibromo-3-chloropropane
 (c) 1,3-Dibromo-1-chloropropane
 (d) 1,3-Dibromo-2-chloropropane

B-3. Which of the following compounds are meso forms?



- (a) 1 only (c) 1 and 2
 (b) 3 only (d) 2 and 3

B-4. The 2,3-dichloropentane whose structure is shown is

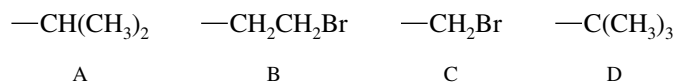


- (a) 2*R*,3*R* (b) 2*R*,3*S* (c) 2*S*,3*R* (d) 2*S*,3*S*

B-5. The separation of a racemic mixture into the pure enantiomers is termed

- (a) Racemization (c) Isomerization
 (b) Resolution (d) Equilibration

B-6. Order the following groups in order of *R-S* ranking (4 is highest):

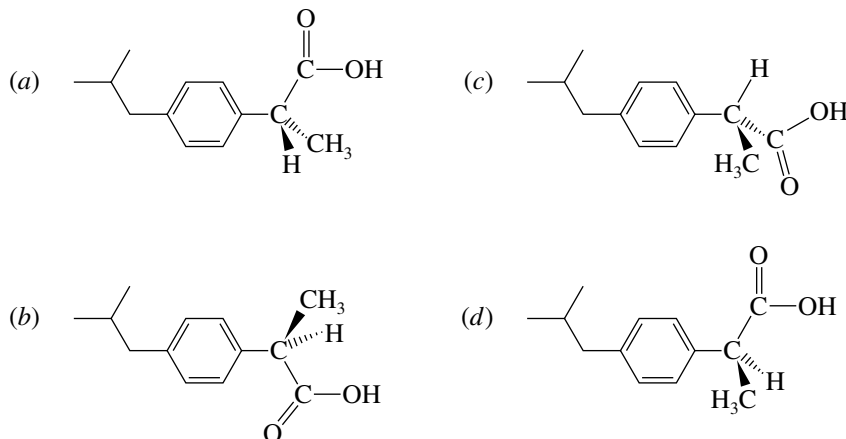


	4	3	2	1
(a)	C	B	D	A
(b)	A	D	B	C
(c)	C	D	A	B
(d)	C	D	B	A

B-7. A meso compound

- (a) Is an achiral molecule that contains stereogenic centers.
 (b) Contains a plane of symmetry or a center of symmetry.
 (c) Is optically inactive.
 (d) Is characterized by all of these.

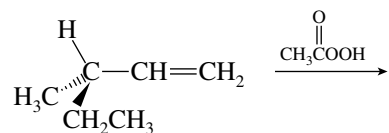
B-8. The *S* enantiomer of ibuprofen is responsible for its pain-relieving properties. Which one of the structures shown is (*S*)-ibuprofen?



B-9. Which one of the following is a diastereomer of (*R*)-4-bromo-*cis*-2-hexene?

- (a) (*S*)-4-bromo-*cis*-2-hexene (d) (*S*)-5-bromo-*trans*-2-hexene
 (b) (*R*)-4-bromo-*trans*-2-hexene (e) (*R*)-5-bromo-*trans*-2-hexene
 (c) (*R*)-5-bromo-*cis*-2-hexene

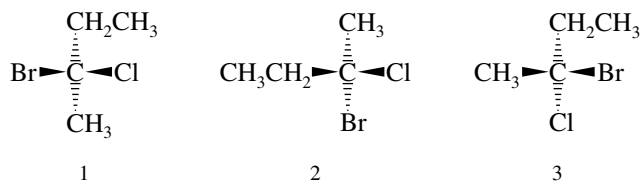
B-10. The reaction sequence



will yield:

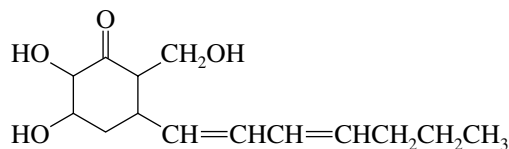
- (a) A pair of products that are enantiomers
 (b) A single product that is optically active
 (c) A pair of products that are diastereomers
 (d) A pair of products one of which is meso

B-11. Which of the following depict the same stereoisomer?



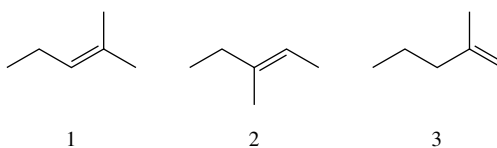
- (a) 1 and 2 (b) 1 and 3 (c) 2 and 3 (d) 1, 2, and 3

B-12. A naturally occurring substance has the constitution shown. How many stereoisomers may have this constitution?



- (a) 2 (b) 8 (c) 16 (d) 64 (e) 128

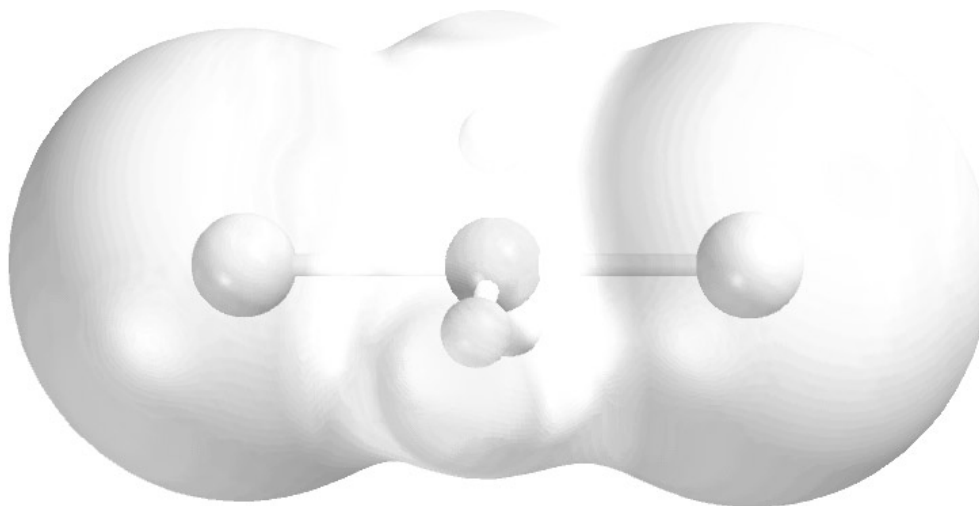
B-13. Acid-catalyzed hydration of an unknown compound X, C_6H_{12} , yielded as the major product a racemic mixture Y, $\text{C}_6\text{H}_{14}\text{O}$. Which (if any) of the following is (are) likely candidate(s) for X?



- (a) 3 only (c) 1 and 3 (e) None of these
 (b) 2 only (d) 2 and 3

B-14. The major product(s) from the reaction of Br_2 with (Z)-3-hexene is (are)

- (a) Optically pure
 (b) A racemic mixture of enantiomers
 (c) The meso form
 (d) Both the racemic mixture and the meso form



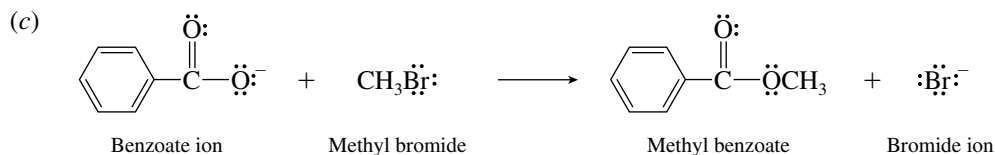
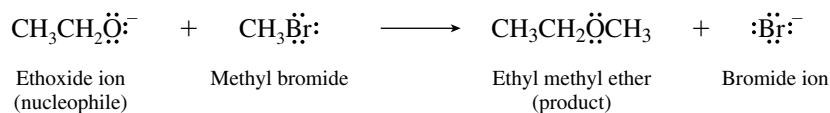
CHAPTER 8

NUCLEOPHILIC SUBSTITUTION

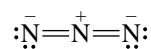
SOLUTIONS TO TEXT PROBLEMS

8.1 Identify the nucleophilic anion in each reactant. The nucleophilic anion replaces bromine as a substituent on carbon.

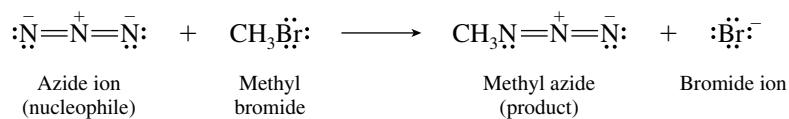
(b) Potassium ethoxide serves as a source of the nucleophilic anion $\text{CH}_3\text{CH}_2\text{O}^-$.



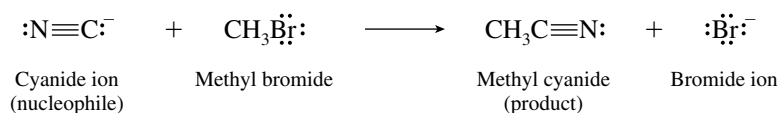
(d) Lithium azide is a source of the azide ion.



It reacts with methyl bromide to give methyl azide.



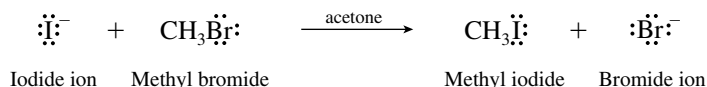
(e) The nucleophilic anion in KCN is cyanide ($:\text{C}\equiv\text{N}^-$). The carbon atom is negatively charged and is normally the site of nucleophilic reactivity.



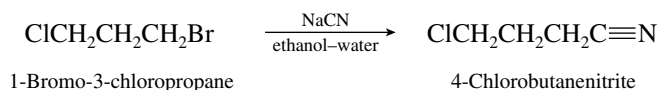
(f) The anion in sodium hydrogen sulfide (NaSH) is $:\ddot{\text{S}}\text{H}^-$.



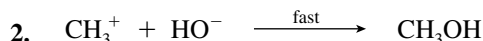
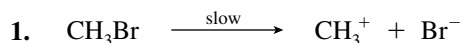
(g) Sodium iodide is a source of the nucleophilic anion iodide ion, $:\ddot{\text{I}}\text{:}^-$. The reaction of sodium iodide with alkyl bromides is usually carried out in acetone to precipitate the sodium bromide formed.



8.2 Write out the structure of the starting material. Notice that it contains a primary bromide and a primary chloride. Bromide is a better leaving group than chloride and is the one that is displaced faster by the nucleophilic cyanide ion.



8.3 No, the two-step sequence is not consistent with the observed behavior for the hydrolysis of methyl bromide. The rate-determining step in the two-step sequence shown is the first step, ionization of methyl bromide to give methyl cation.

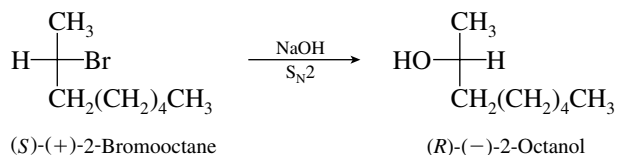


In such a sequence the nucleophile would not participate in the reaction until after the rate-determining step is past, and the reaction rate would depend only on the concentration of methyl bromide and be independent of the concentration of hydroxide ion.

$$\text{Rate} = k[\text{CH}_3\text{Br}]$$

The predicted kinetic behavior is first order. Second order kinetic behavior is actually observed for methyl bromide hydrolysis, so the proposed mechanism cannot be correct.

8.4 Inversion of configuration occurs at the stereogenic center. When shown in a Fischer projection, this corresponds to replacing the leaving group on the one side by the nucleophile on the opposite side.

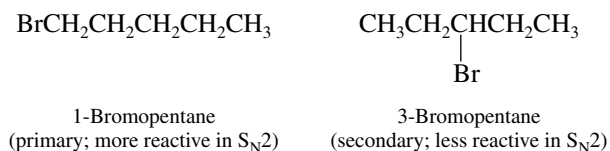


8.5 The example given in the text illustrates inversion of configuration in the $\text{S}_\text{N}2$ hydrolysis of (S)-(+)-2-bromooctane, which yields (R)-(-)-2-octanol. The hydrolysis of (R)-(-)-2-bromooctane exactly mirrors that of its enantiomer and yields (S)-(+)-2-octanol.

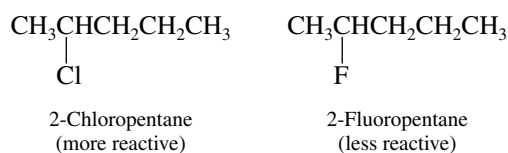
Hydrolysis of racemic 2-bromooctane gives racemic 2-octanol. Remember, optically inactive reactants must yield optically inactive products.

8.6 Sodium iodide in acetone is a reagent that converts alkyl chlorides and bromides into alkyl iodides by an $\text{S}_\text{N}2$ mechanism. Pick the alkyl halide in each pair that is more reactive toward $\text{S}_\text{N}2$ displacement.

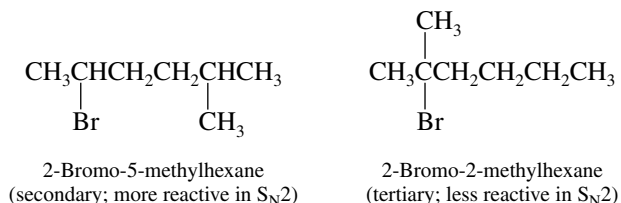
- (b) The less crowded alkyl halide reacts faster in an S_N2 reaction. 1-Bromopentane is a primary alkyl halide and so is more reactive than 3-bromopentane, which is secondary.



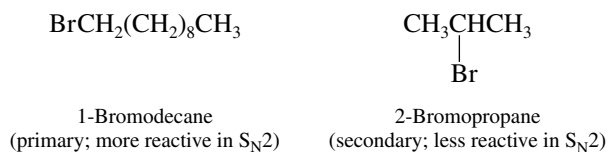
- (c) Both halides are secondary, but fluoride is a poor leaving group in nucleophilic substitution reactions. Alkyl chlorides are more reactive than alkyl fluorides.



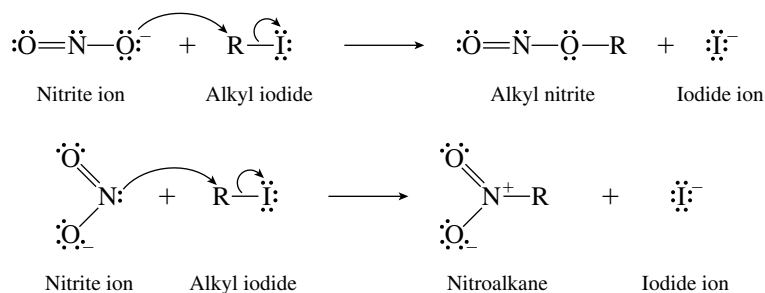
- (d) A secondary alkyl bromide reacts faster under S_N2 conditions than a tertiary one.



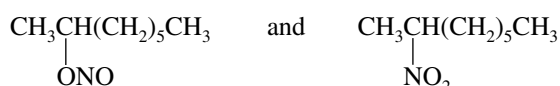
- (e) The number of carbons does not matter as much as the degree of substitution at the reaction site. The primary alkyl bromide is more reactive than the secondary.



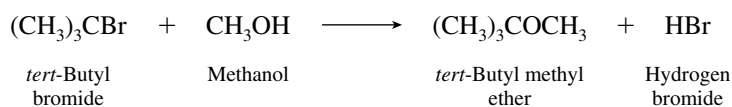
8.7 Nitrite ion has two potentially nucleophilic sites, oxygen and nitrogen.



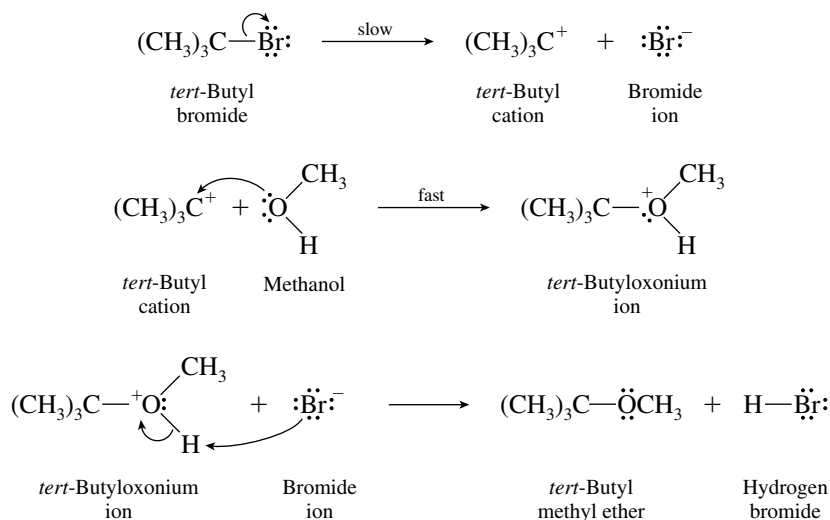
Thus, an alkyl iodide can yield either an alkyl nitrite or a nitroalkane depending on whether the oxygen or the nitrogen of nitrite ion attacks carbon. Both do, and the product from 2-iodooctane is a mixture of



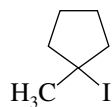
- 8.8 Solvolysis of alkyl halides in alcohols yields ethers as the products of reaction.



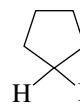
The reaction proceeds by an $\text{S}_{\text{N}}1$ mechanism.



- 8.9 The reactivity of an alkyl halide in an $\text{S}_{\text{N}}1$ reaction is dictated by the ease with which it ionizes to form a carbocation. Tertiary alkyl halides are the most reactive, methyl halides the least reactive.
- (b) Cyclopentyl iodide ionizes to form a secondary carbocation, and the carbocation from 1-methylcyclopentyl iodide is tertiary. The tertiary halide is more reactive.



1-Methylcyclopentyl iodide
(tertiary; more reactive in $\text{S}_{\text{N}}1$)

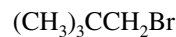


Cyclopentyl iodide
(secondary; less reactive in $\text{S}_{\text{N}}1$)

- (c) Cyclopentyl bromide ionizes to a secondary carbocation. 1-Bromo-2,2-dimethylpropane is a primary alkyl halide and is therefore less reactive.

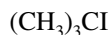


Cyclopentyl bromide
(secondary; more reactive in $\text{S}_{\text{N}}1$)

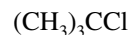


1-Bromo-2,2-dimethylpropane
(primary; less reactive in $\text{S}_{\text{N}}1$)

- (d) Iodide is a better leaving group than chloride in both $\text{S}_{\text{N}}1$ and $\text{S}_{\text{N}}2$ reactions.

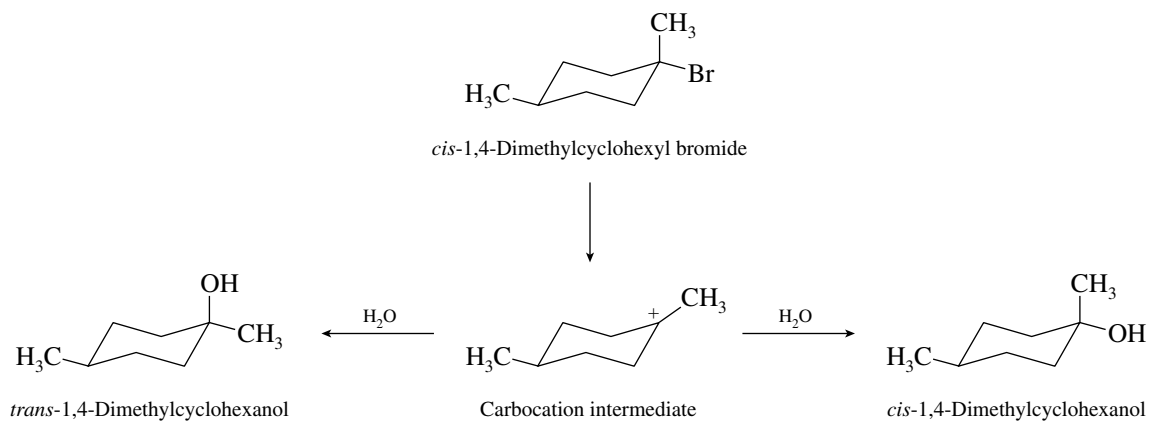


tert-Butyl iodide
(more reactive)



tert-Butyl chloride
(less reactive)

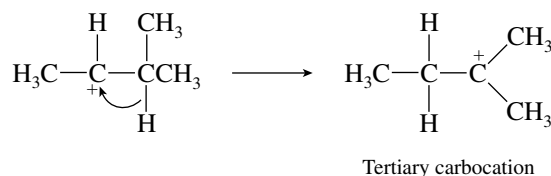
- 8.10 The alkyl halide is tertiary and so undergoes hydrolysis by an S_N1 mechanism. The carbocation can be captured by water at either face. A mixture of the axial and the equatorial alcohols is formed.



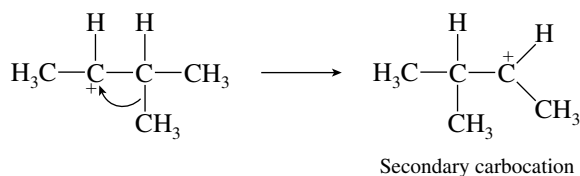
The same two substitution products are formed from *trans*-1,4-dimethylcyclohexyl bromide because it undergoes hydrolysis via the same carbocation intermediate.

- 8.11 Write chemical equations illustrating each rearrangement process.

Hydride shift:

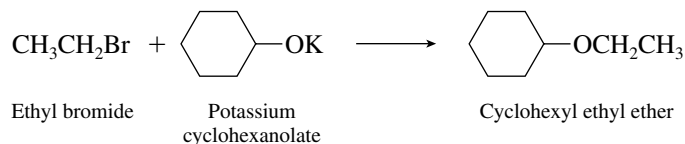


Methyl shift:

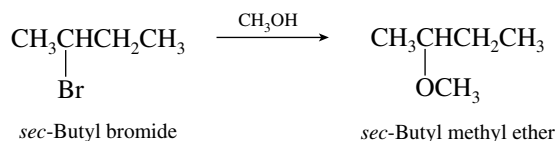


Rearrangement by a hydride shift is observed because it converts a secondary carbocation to a more stable tertiary one. A methyl shift gives a secondary carbocation—in this case the same carbocation as the one that existed prior to rearrangement.

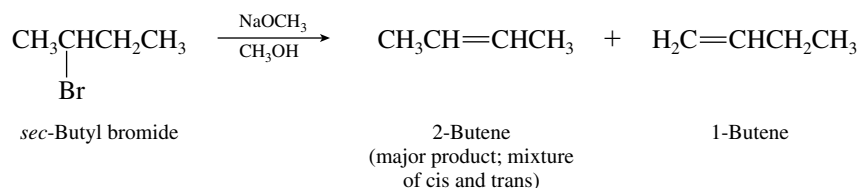
- 8.12 (b) Ethyl bromide is a primary alkyl halide and reacts with the potassium salt of cyclohexanol by substitution.



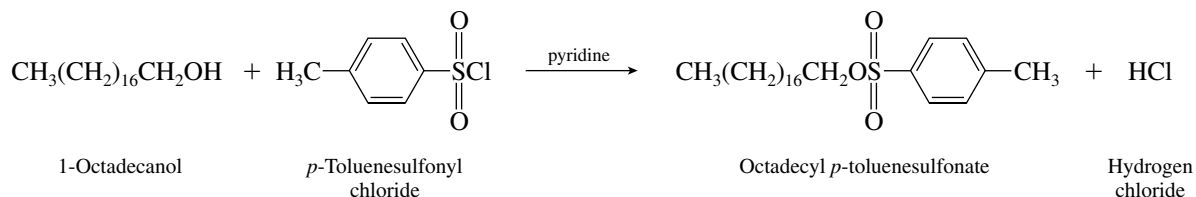
- (c) No strong base is present in this reaction; the nucleophile is methanol itself, not methoxide. It reacts with *sec*-butyl bromide by substitution, not elimination.



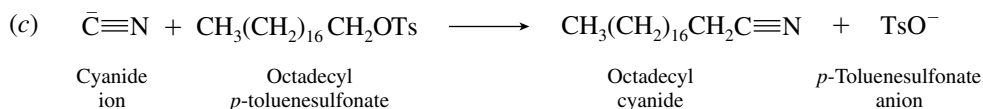

(d) Secondary alkyl halides react with alkoxide bases by E2 elimination.



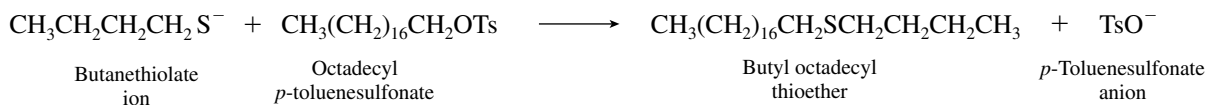
8.13 Alkyl *p*-toluenesulfonates are prepared from alcohols and *p*-toluenesulfonyl chloride.



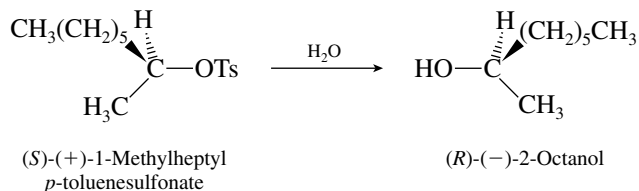
8.14 As in part (a), identify the nucleophilic anion in each part. The nucleophile replaces the *p*-toluenesulfonate (tosylate) leaving group by an S_N2 process. The tosylate group is abbreviated as OTs.



(e)

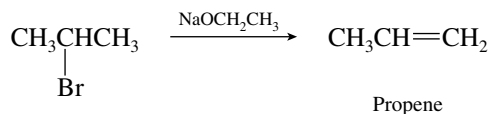


8.15 The hydrolysis of (*S*)-(+)-1-methylheptyl *p*-toluenesulfonate proceeds with inversion of configuration, giving the (*R*)-(−)-2-octanol.

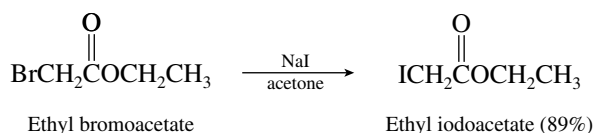


In Section 8.14 of the text we are told that optically pure (*S*)-(+)-1-methylheptyl *p*-toluenesulfonate is prepared from optically pure (*S*)-(+)-2-octanol having a specific rotation $[\alpha]_D^{25} +9.9^\circ$. The conversion of an alcohol to a *p*-toluenesulfonate proceeds with complete *retention* of configuration. Hydrolysis of this *p*-toluenesulfonate with *inversion* of configuration therefore yields optically pure (*R*)-(−)-2-octanol of $[\alpha]_D^{25} -9.9^\circ$.

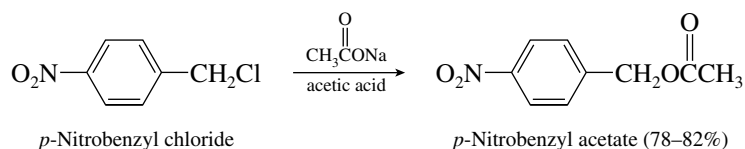
secondary halides to give predominantly elimination products. Thus ethoxide ion [part (c)] will react with 2-bromopropane to give mainly propene.



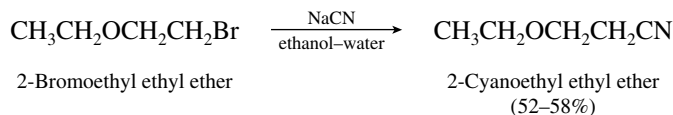
- 8.19 (a) The substrate is a primary alkyl bromide and reacts with sodium iodide in acetone to give the corresponding iodide.



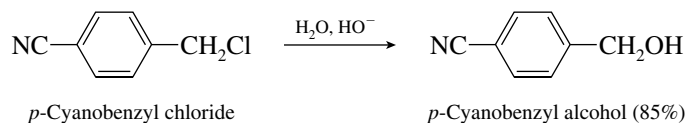
- (b) Primary alkyl chlorides react with sodium acetate to yield the corresponding acetate esters.



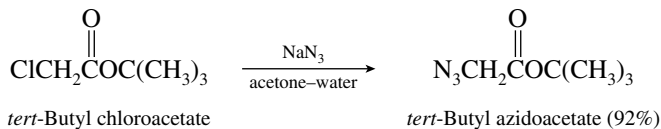
- (c) The only leaving group in the substrate is bromide. Neither of the carbon-oxygen bonds is susceptible to cleavage by nucleophilic attack.



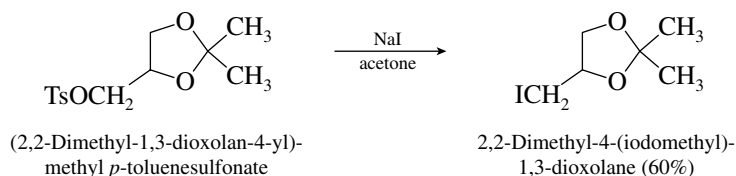
- (d) Hydrolysis of the primary chloride yields the corresponding alcohol.



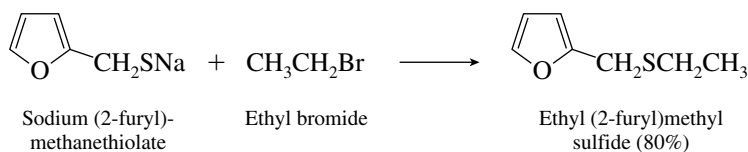
- (e) The substrate is a primary chloride.



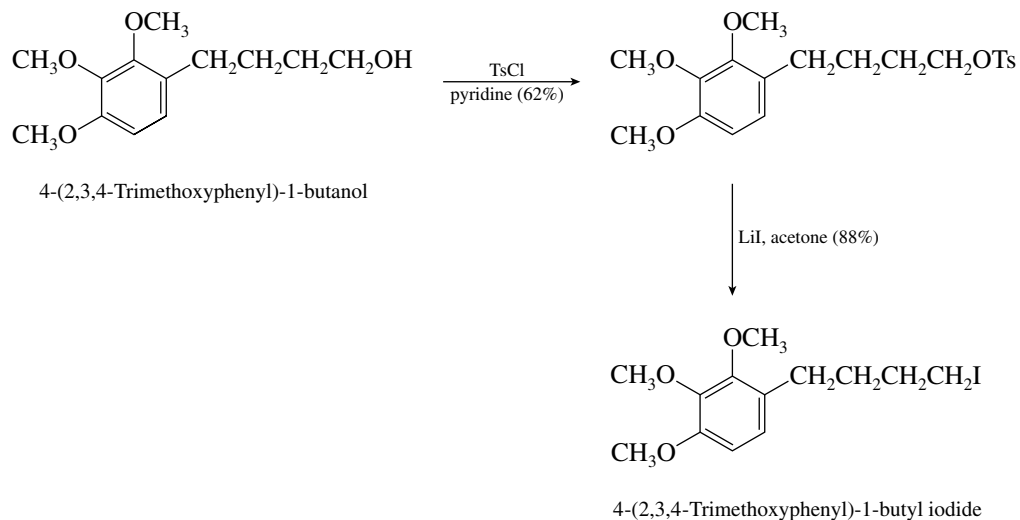
- (f) Primary alkyl tosylates yield iodides on treatment with sodium iodide in acetone.



- (g) Sulfur displaces bromide from ethyl bromide.

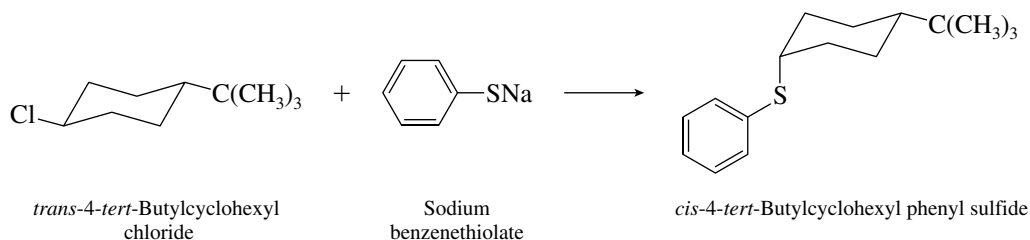


- (h) The first reaction is one in which a substituted alcohol is converted to a *p*-toluenesulfonate ester. This is followed by an S_N2 displacement with lithium iodide.

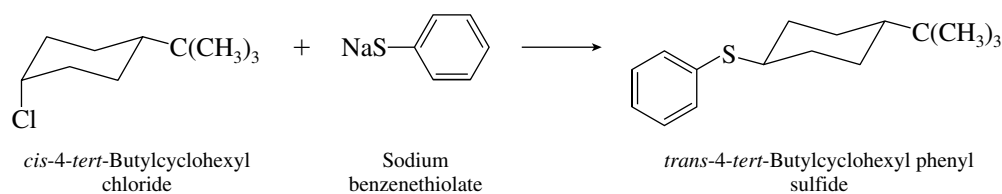


- 8.20** The two products are diastereomers of each other. They are formed by bimolecular nucleophilic substitution (S_N2). In each case, a good nucleophile ($C_6H_5S^-$) displaces chloride from a secondary carbon with inversion of configuration.

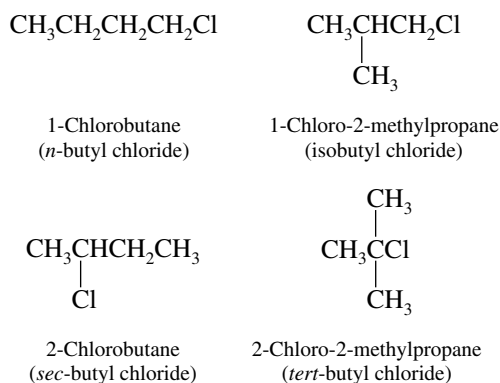
- (a) The *trans* chloride yields a *cis* substitution product.



- (b) The *cis* chloride yields a *trans* substitution product.



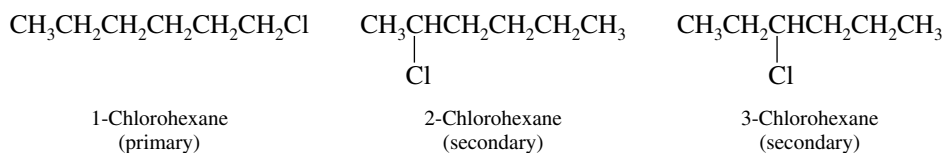
- 8.21** The isomers of C_4H_9Cl are:



The reaction conditions (sodium iodide in acetone) are typical for an S_N2 process.

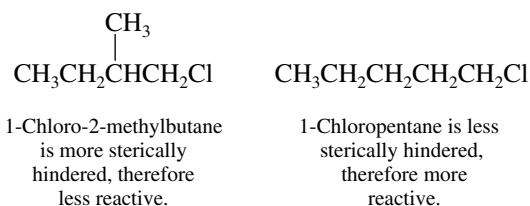
The order of S_N2 reactivity is primary > secondary > tertiary, and branching of the chain close to the site of substitution hinders reaction. The unbranched primary halide *n*-butyl chloride will be the most reactive and the tertiary halide *tert*-butyl chloride the least. The order of reactivity will therefore be: 1-chlorobutane > 1-chloro-2-methylpropane > 2-chlorobutane > 2-chloro-2-methylpropane.

- 8.22** 1-Chlorohexane is a primary alkyl halide; 2-chlorohexane and 3-chlorohexane are secondary.

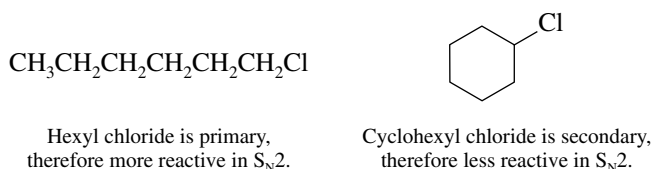


Primary and secondary alkyl halides react with potassium iodide in acetone by an S_N2 mechanism, and the rate depends on steric hindrance to attack on the alkyl halide by the nucleophile.

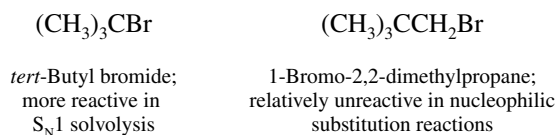
- (a) Primary alkyl halides are more reactive than secondary alkyl halides in S_N2 reactions. 1-Chlorohexane is the most reactive isomer.
- (b) Substituents at the carbon adjacent to the one that bears the leaving group slow down the rate of nucleophilic displacement. In 2-chlorohexane the group adjacent to the point of attack is CH_3 . In 3-chlorohexane the group adjacent to the point of attack is CH_2CH_3 . 2-Chlorohexane has been observed to be more reactive than 3-chlorohexane by a factor of 2.
- 8.23** (a) Iodide is a better leaving group than bromide, and so 1-iodobutane should undergo S_N2 attack by cyanide faster than 1-bromobutane.
- (b) The reaction conditions are typical for an S_N2 process. The methyl branch in 1-chloro-2-methylbutane sterically hinders attack at C-1. The unbranched isomer, 1-chloropentane, reacts faster.



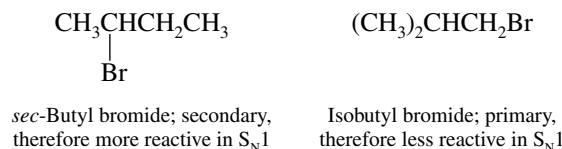
- (c) Hexyl chloride is a primary alkyl halide, and cyclohexyl chloride is secondary. Azide ion is a good nucleophile, and so the S_N2 reactivity rules apply; primary is more reactive than secondary.



- (d) 1-Bromo-2,2-dimethylpropane is too hindered to react with the weakly nucleophilic ethanol by an S_N2 reaction, and since it is a primary alkyl halide, it is less reactive in S_N1 reactions. *tert*-Butyl bromide will react with ethanol by an S_N1 mechanism at a reasonable rate owing to formation of a tertiary carbocation.

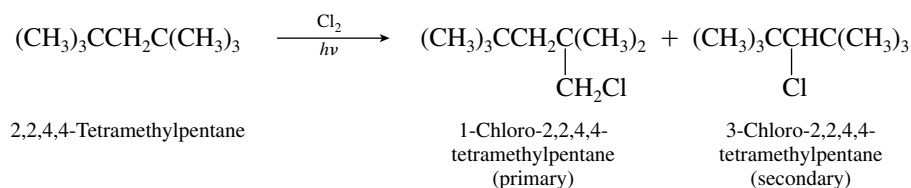


- (e) Solvolysis of alkyl halides in aqueous formic acid is faster for those that form carbocations readily. The S_N1 reactivity order applies here: secondary > primary.



- (f) 1-Chlorobutane is a primary alkyl halide and so should react by an S_N2 mechanism. Sodium methoxide is more basic than sodium acetate and is a better nucleophile. Reaction will occur faster with sodium methoxide than with sodium acetate.
- (g) Azide ion is a very good nucleophile, whereas *p*-toluenesulfonate is a very good leaving group but a very poor nucleophile. In an S_N2 reaction with 1-chlorobutane, sodium azide will react faster than sodium *p*-toluenesulfonate.

8.24 There are only two possible products from free-radical chlorination of the starting alkane:

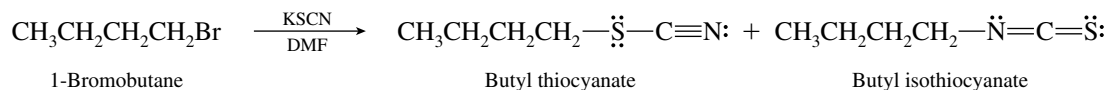


As revealed by their structural formulas, one isomer is a primary alkyl chloride, the other is secondary. The problem states that the major product (compound A) undergoes S_N1 hydrolysis much more slowly than the minor product (compound B). Since secondary halides are much more reactive than primary halides under S_N1 conditions, the major (unreactive) product is the primary alkyl halide 1-chloro-2,2,4,4-tetramethylpentane (compound A) and the minor (reactive) product is the secondary alkyl halide 3-chloro-2,2,4,4-tetramethylpentane (compound B).

8.25 (a) The two most stable Lewis structures (resonance forms) of thiocyanate are:

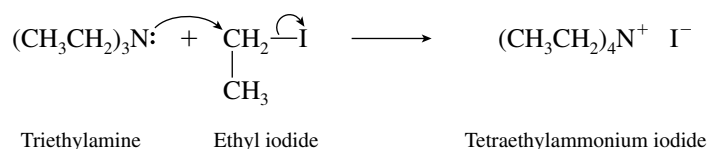


- (b) The two Lewis structures indicate that the negative charge is shared by two atoms: S and N. Thus thiocyanate ion has two potentially nucleophilic sites, and the two possible products are



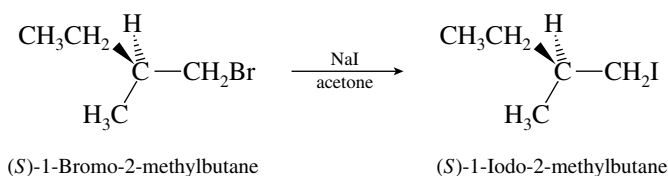
- (c) Sulfur is more polarizable than nitrogen and is more nucleophilic. The major product is butyl thiocyanate and arises by attack of sulfur of thiocyanate on butyl bromide.

8.26 Using the unshared electron pair on its nitrogen, triethylamine acts as a nucleophile in an S_N2 reaction toward ethyl iodide.



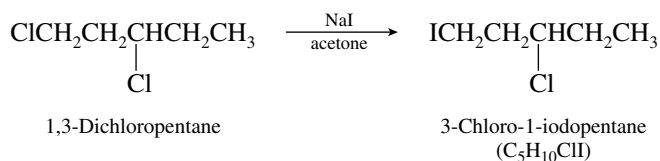
The product of the reaction is a salt and has the structure shown. The properties given in the problem (soluble in polar solvents, high melting point) are typical of those of an ionic compound.

- 8.27 This reaction has been reported in the chemical literature and proceeds as shown (91% yield):

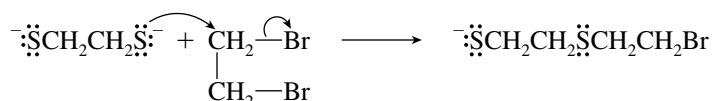


Notice that the configuration of the product is the *same* as the configuration of the reactant. This is because the stereogenic center is not involved in the reaction. When we say that S_N2 reactions proceed with inversion of configuration we refer only to the carbon at which substitution takes place, not a stereogenic center elsewhere in the molecule.

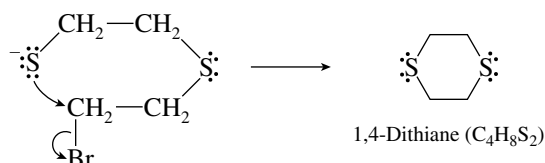
- 8.28 (a) The starting material incorporates both a primary chloride and a secondary chloride. The nucleophile (iodide) attacks the less hindered primary position.



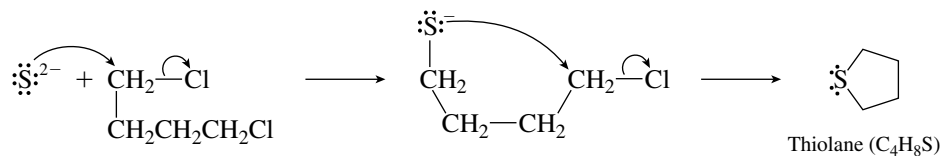
- (b) Nucleophilic substitution of the first bromide by sulfur occurs in the usual way.



The product of this step cyclizes by way of an intramolecular nucleophilic substitution.



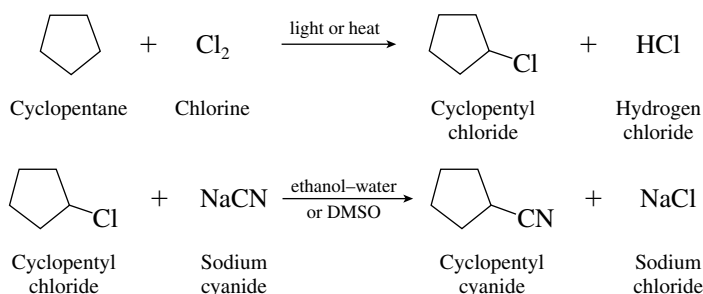
- (c) The nucleophile is a dianion (S^{2-}). Two nucleophilic substitution reactions take place; the second of the two leads to intramolecular cyclization.



- 8.29 (a) Methyl halides are unhindered and react rapidly by the S_N2 mechanism.
 (b) Sodium ethoxide is a good nucleophile and will react with unhindered primary alkyl halides by the S_N2 mechanism.
 (c) Cyclohexyl bromide is a secondary halide and will react with a strong base (sodium ethoxide) predominantly by the $E2$ mechanism.
 (d) The tertiary halide *tert*-butyl bromide will undergo solvolysis by the S_N1 mechanism.
 (e) The presence of the strong base sodium ethoxide will cause the $E2$ mechanism to predominate.
 (f) Concerted reactions are those which occur in a single step. The bimolecular mechanisms S_N2 and $E2$ represent concerted processes.
 (g) In a stereospecific reaction, stereoisomeric reactants yield products that are stereoisomers of each other. Reactions that occur by the S_N2 and $E2$ mechanisms are stereospecific.

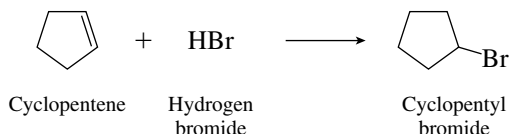
- (h) The unimolecular mechanisms S_N1 and E1 involve the formation of carbocation intermediates.
 (i) Rearrangements are possible when carbocations are intermediates in a reaction. Thus reactions occurring by the S_N1 and E1 mechanisms are most likely to have a rearranged carbon skeleton.
 (j) Iodide is a better leaving group than bromide, and alkyl iodides will react faster than alkyl bromides by any of the four mechanisms S_N1 , S_N2 , E1, and E2.

- 8.30** (a) Cyclopentyl cyanide can be prepared from a cyclopentyl halide by a nucleophilic substitution reaction. The first task, therefore, is to convert cyclopentane to a cyclopentyl halide.



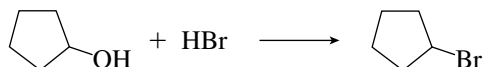
An analogous sequence involving cyclopentyl bromide could be used.

- (b) Cyclopentene can serve as a precursor to a cyclopentyl halide.

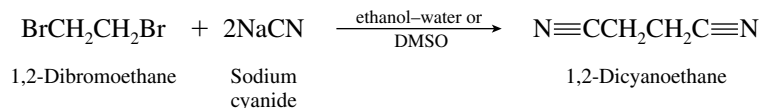


Once cyclopentyl bromide has been prepared, it is converted to cyclopentyl cyanide by nucleophilic substitution, as shown in part (a).

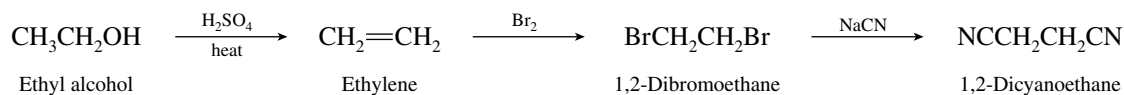
- (c) Reaction of cyclopentanol with hydrogen bromide gives cyclopentyl bromide. Then cyclopentyl bromide can be converted to cyclopentyl cyanide, as shown in part (a).



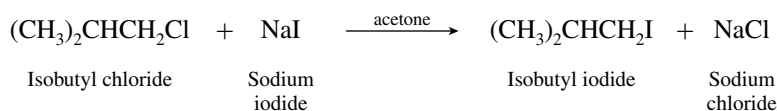
- (d) Two cyano groups are required here, both of which must be introduced in nucleophilic substitution reactions. The substrate in the key reaction is $\text{BrCH}_2\text{CH}_2\text{Br}$.



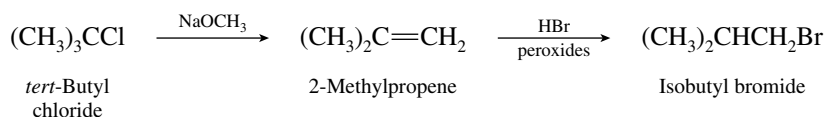
1,2-Dibromoethane is prepared from ethylene. The overall synthesis from ethyl alcohol is therefore formulated as shown:



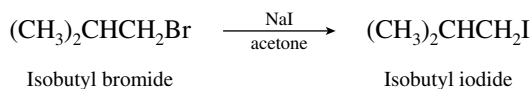
- (e) In this synthesis a primary alkyl chloride must be converted to a primary alkyl iodide. This is precisely the kind of transformation for which sodium iodide in acetone is used.



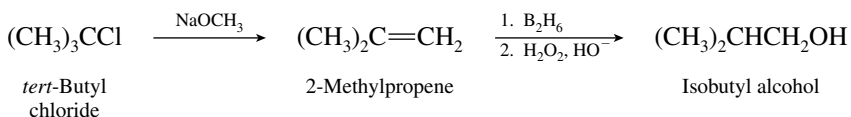
(f) First convert *tert*-butyl chloride into an isobutyl halide.



Treating isobutyl bromide with sodium iodide in acetone converts it to isobutyl iodide.

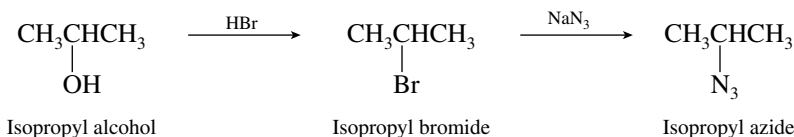


A second approach is by way of isobutyl alcohol.

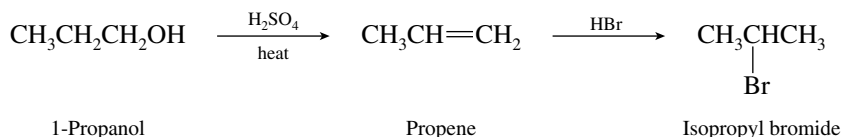


Isobutyl alcohol is then converted to its *p*-toluenesulfonate ester, which reacts with sodium iodide in acetone in a manner analogous to that of isobutyl bromide.

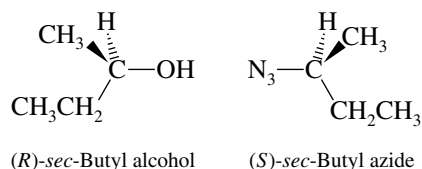
(g) First introduce a leaving group into the molecule by converting isopropyl alcohol to an isopropyl halide. Then convert the resulting isopropyl halide to isopropyl azide by a nucleophilic substitution reaction



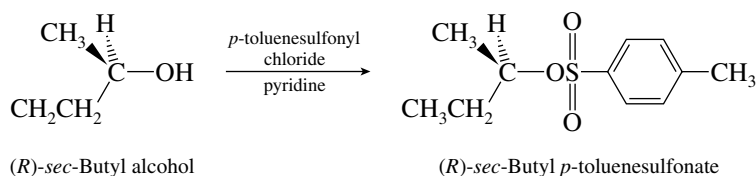
(h) In this synthesis 1-propanol must be first converted to an isopropyl halide.



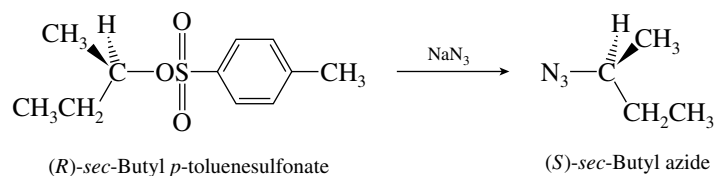
(i) After an isopropyl halide has been obtained, it can be treated with sodium azide as in part (g). First write out the structure of the starting material and of the product so as to determine their relationship in three dimensions.



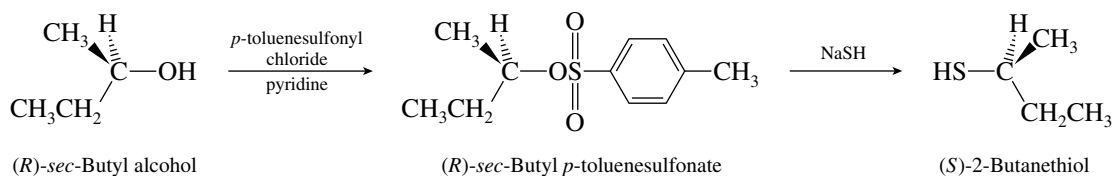
The hydroxyl group must be replaced by azide with inversion of configuration. First, however, a leaving group must be introduced, and it must be introduced in such a way that the configuration at the stereogenic center is not altered. The best way to do this is to convert (*R*)-*sec*-butyl alcohol to its corresponding *p*-toluenesulfonate ester.



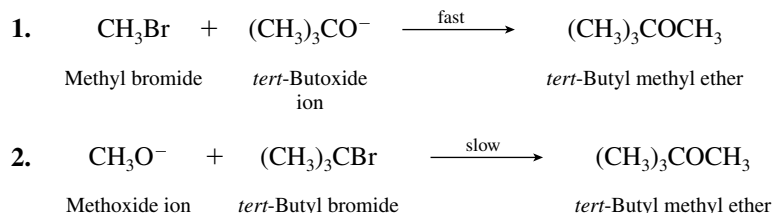
Next, convert the *p*-toluenesulfonate to the desired azide by an S_N2 reaction.



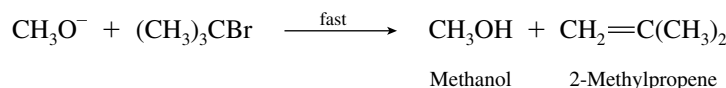
- (j) This problem is carried out in exactly the same way as the preceding one, except that the nucleophile in the second step is HS⁻.



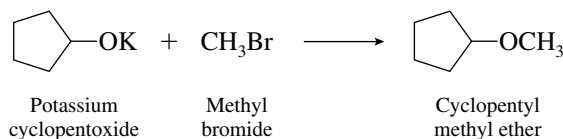
- 8.31 (a) The two possible combinations of alkyl bromide and alkoxide ion that might yield *tert*-butyl methyl ether are



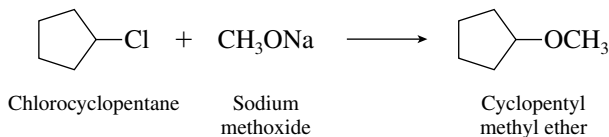
We choose the first approach because it is an S_N2 reaction on the unhindered substrate, methyl bromide. The second approach requires an S_N2 reaction on a hindered tertiary alkyl halide, a very poor choice. Indeed, we would expect that the reaction of methoxide ion with *tert*-butyl bromide could not give any ether at all but would proceed entirely by E2 elimination:



- (b) Again, the better alternative is to choose the less hindered alkyl halide to permit substitution to predominate over elimination.

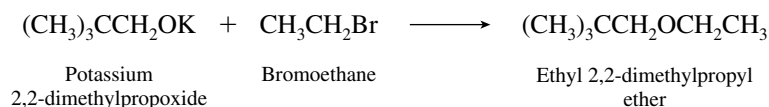


An attempt to prepare this compound by the reaction

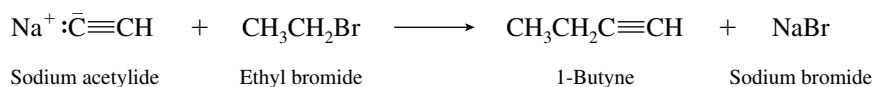


gave cyclopentyl methyl ether in only 24% yield. Cyclopentene was isolated in 31% yield.

- (c) A 2,2-dimethylpropyl halide is too sterically hindered to be a good candidate for this synthesis. The only practical method is

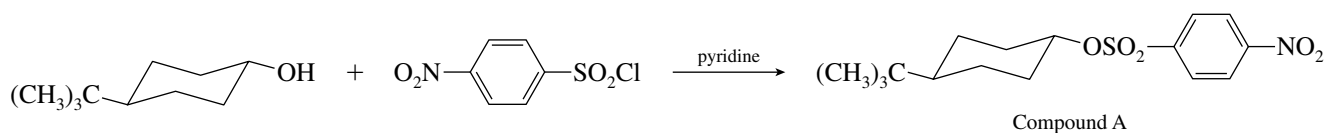


- 8.32 (a) The problem states that the reaction type is nucleophilic substitution. Sodium acetylide is therefore the nucleophile and must be treated with an alkyl halide to give the desired product.

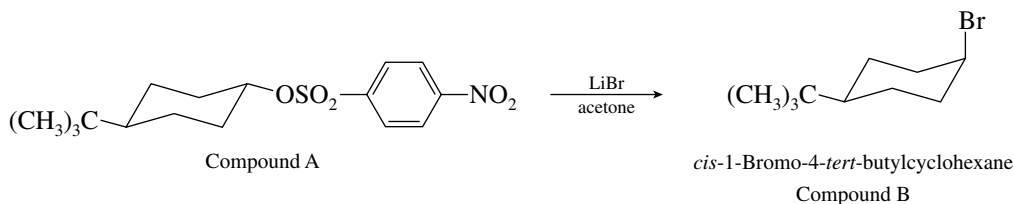


- (b) The acidity data given in the problem for acetylene tell us that $\text{HC}\equiv\text{CH}$ is a very weak acid ($K_a = 10^{-26}$), so that sodium acetylide must be a very strong base—stronger than hydroxide ion. *Elimination* by the E2 mechanism rather than $\text{S}_{\text{N}}2$ substitution is therefore expected to be the principal (probably the exclusive) reaction observed with secondary and tertiary alkyl halides. The substitution reaction will work well with primary alkyl halides but will likely fail for secondary and tertiary ones. Alkynes such as $(\text{CH}_3)_2\text{CHC}\equiv\text{CH}$ and $(\text{CH}_3)_3\text{CC}\equiv\text{CH}$ could not be prepared by this method.

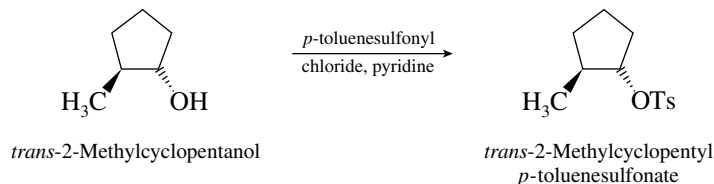
- 8.33 The compound that reacts with *trans*-4-*tert*-butylcyclohexanol is a sulfonyl chloride and converts the alcohol to the corresponding sulfonate.



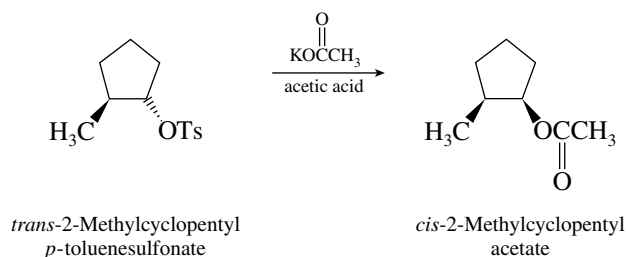
Reaction of compound A with lithium bromide in acetone effects displacement of the sulfonate leaving group by bromide with inversion of configuration.



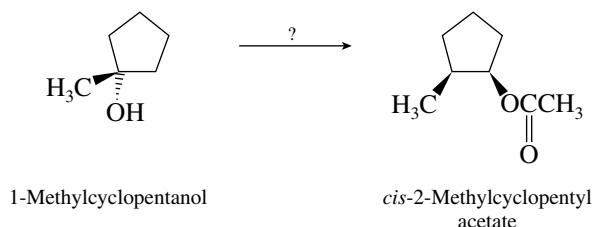
- 8.34 (a) To convert *trans*-2-methylcyclopentanol to *cis*-2-methylcyclopentyl acetate the hydroxyl group must be replaced by acetate with inversion of configuration. Hydroxide is a poor leaving group and so must first be converted to a good leaving group. The best choice is *p*-toluenesulfonate, because this can be prepared by a reaction that alters none of the bonds to the stereogenic center.



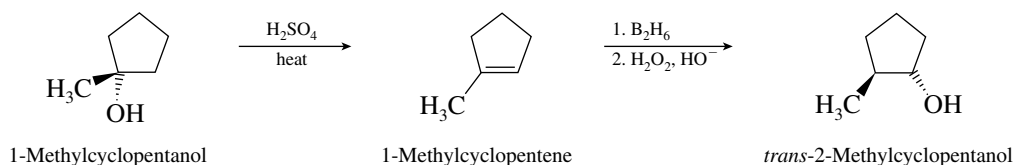
Treatment of the *p*-toluenesulfonate with potassium acetate in acetic acid will proceed with inversion of configuration to give the desired product.



- (b) To decide on the best sequence of reactions, we must begin by writing structural formulas to determine what kinds of transformations are required.

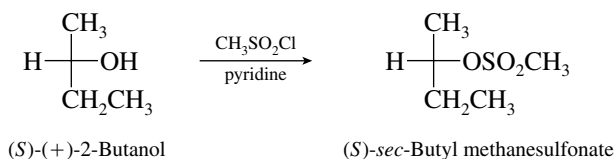


We already know from part (a) how to convert *trans*-2-methylcyclopentanol to *cis*-2-methylcyclopentyl acetate. So all that is really necessary is to design a synthesis of *trans*-2-methylcyclopentanol. Therefore,

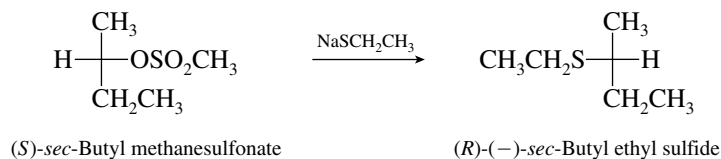


Hydroboration–oxidation converts 1-methylcyclopentene to the desired alcohol by anti-Markovnikov syn hydration of the double bond. The resulting alcohol is then converted to its *p*-toluenesulfonate ester and treated with acetate ion as in part (a) to give *cis*-2-methylcyclopentyl acetate.

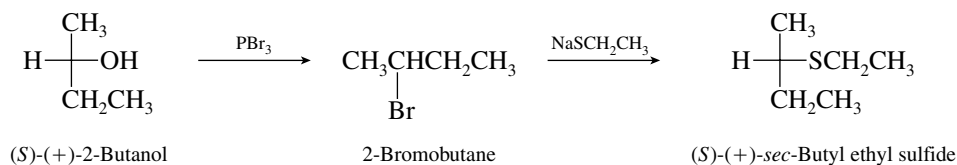
- 8.35** (a) The reaction of an alcohol with a sulfonyl chloride gives a sulfonate ester. The oxygen of the alcohol remains in place and is the atom to which the sulfonyl group becomes attached.



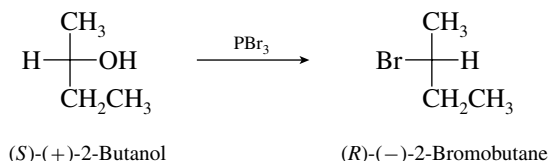
- (b) Sulfonate is similar to iodide in its leaving-group behavior. The product in part (a) is attacked by $\text{NaSCH}_2\text{CH}_3$ in an $\text{S}_\text{N}2$ reaction. Inversion of configuration occurs at the stereogenic center.



- (c) In this part of the problem we deduce the stereochemical outcome of the reaction of 2-butanol with PBr_3 . We know the absolute configuration of (+)-2-butanol (*S*) from the statement of the problem and the configuration of (-)-*sec*-butyl ethyl sulfide (*R*) from part (b). We are told that the sulfide formed from (+)-2-butanol via the bromide has a positive rotation. It must therefore have the opposite configuration of the product in part (b).

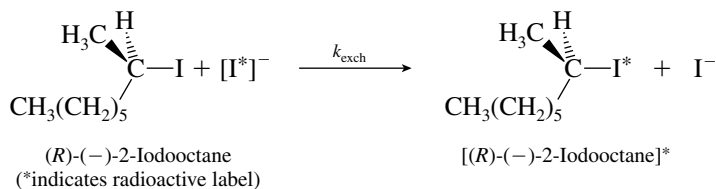


Since the reaction of the bromide with $\text{NaSCH}_2\text{CH}_3$ proceeds with inversion of configuration at the stereogenic center, and since the final product has the same configuration as the starting alcohol, the conversion of the alcohol to the bromide must proceed with inversion of configuration.



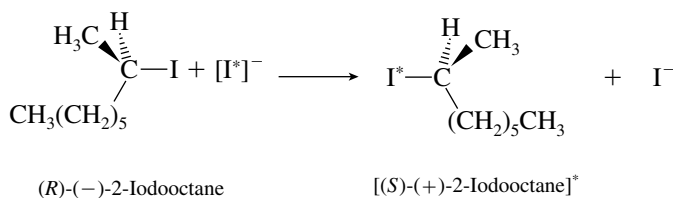
- (d) The conversion of 2-butanol to *sec*-butyl methanesulfonate does not involve any of the bonds to the stereogenic center, and so it must proceed with 100% retention of configuration. Assuming that the reaction of the methanesulfonate with $\text{NaSCH}_2\text{CH}_3$ proceeds with 100% inversion of configuration, we conclude that the maximum rotation of *sec*-butyl ethyl sulfide is the value given in the statement of part (b), that is, $\pm 25^\circ$. Since the sulfide produced in part (c) has a rotation of $+23^\circ$, it is 92% optically pure. It is reasonable to assume that the loss of optical purity occurred in the conversion of the alcohol to the bromide, rather than in the reaction of the bromide with $\text{NaSCH}_2\text{CH}_3$. If the bromide is 92% optically pure and has a rotation of -38° , optically pure 2-bromobutane therefore has a rotation of $38/0.92$, or $\pm 41^\circ$.

- 8.36 (a) If each act of exchange (substitution) occurred with retention of configuration, there would be no observable racemization; $k_{\text{rac}} = 0$.



Therefore $k_{\text{rac}}/k_{\text{exch}} = 0$.

- (b) If each act of exchange proceeds with inversion of configuration, (R)-(-)-2-iodooctane will be transformed to radioactively labeled (S)-(+)-2-iodooctane.



Starting with 100 molecules of (R)-(-)-2-iodooctane, the compound will be completely racemized when 50 molecules have become radioactive. Therefore,

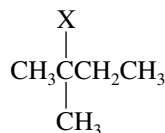
$$\frac{k_{\text{rac}}}{k_{\text{exch}}} = 2$$

- (c) If radioactivity is incorporated in a stereorandom fashion, then 2-iodooctane will be 50% racemized when 50% of it has reacted. Therefore,

$$\frac{k_{\text{rac}}}{k_{\text{exch}}} = 1$$

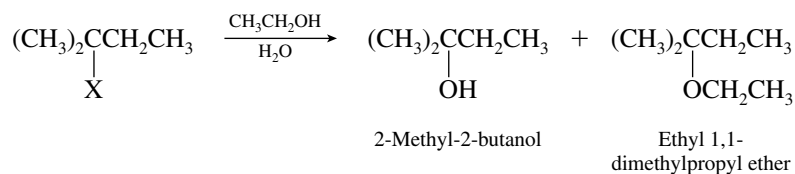
In fact, Hughes found that the rate of racemization was twice the rate of incorporation of radioactive iodide. This experiment provided strong evidence for the belief that bimolecular nucleophilic substitution proceeds stereospecifically with inversion of configuration.

- 8.37 (a) Tertiary alkyl halides undergo nucleophilic substitution only by way of carbocations: S_N1 is the most likely mechanism for solvolysis of the 2-halo-2-methylbutanes.

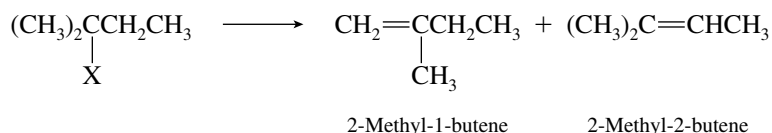


2-Halo-2-methylbutanes are tertiary alkyl halides.

- (b) Tertiary alkyl halides can undergo either E1 or E2 elimination. Since no alkoxide base is present, solvolytic elimination most likely occurs by an E1 mechanism.
- (c, d) Iodides react faster than bromides in substitution and elimination reactions irrespective of whether the mechanism is E1, E2, S_N1 , or S_N2 .
- (e) Solvolysis in aqueous ethanol can give rise to an alcohol or an ether as product, depending on whether the carbocation is captured by water or ethanol.



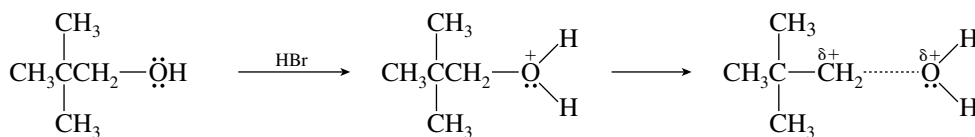
- (f) Elimination can yield either of two isomeric alkenes.



Zaitsev's rule predicts that 2-methyl-2-butene should be the major alkene.

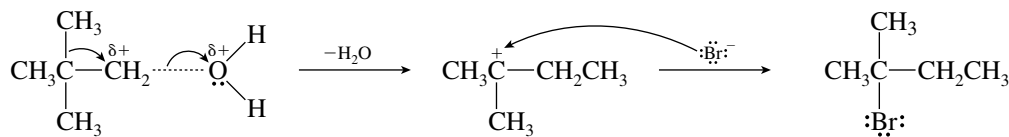
- (g) The product distribution is determined by what happens to the carbocation intermediate. If the carbocation is free of its leaving group, its fate will be the same no matter whether the leaving group is bromide or iodide.

- 8.38 Both aspects of this reaction—its slow rate and the formation of a rearranged product—have their origin in the positive character developed at a primary carbon. The alcohol is protonated and the carbon–oxygen bond of the resulting alkyloxonium ion begins to break:



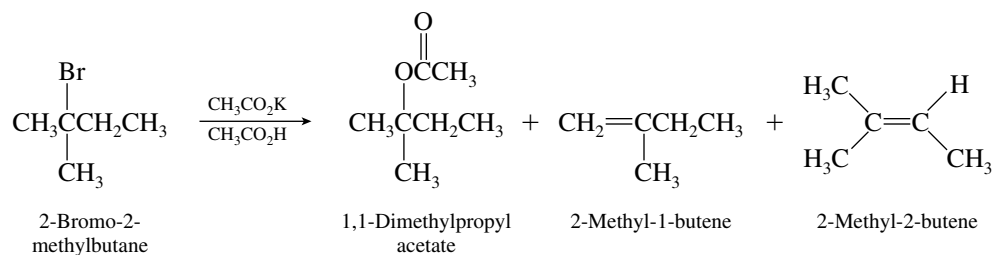
2,2-Dimethyl-1-propanol

As positive character develops at the primary carbon, a methyl group migrates. Rearrangement gives a tertiary carbocation, which is captured by bromide to give the product.

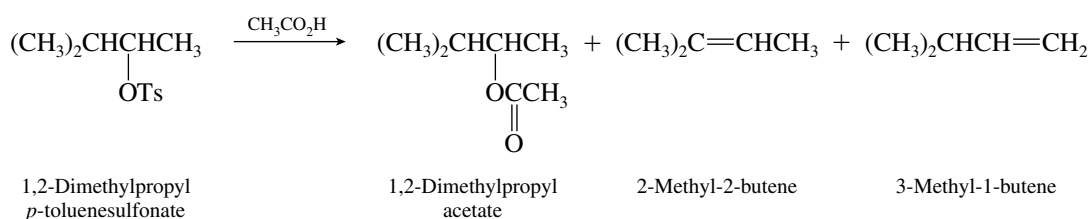


2-Bromo-2-methylbutane

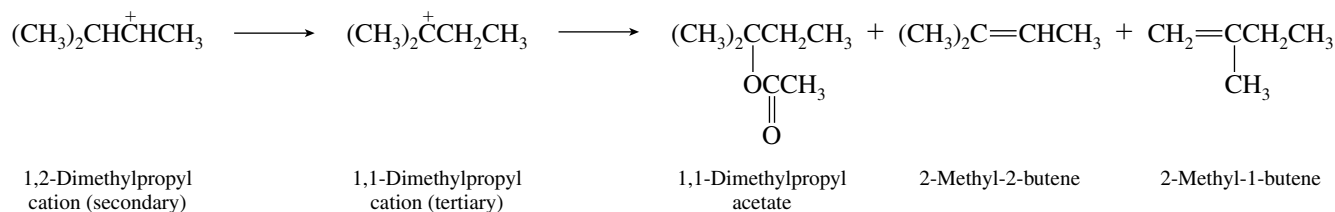
- 8.39** The substrate is a tertiary alkyl bromide and can undergo S_N1 substitution and E1 elimination under these reaction conditions. Elimination in either of two directions to give regioisomeric alkenes can also occur.



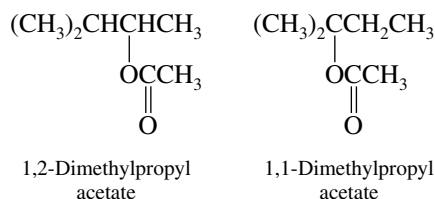
- 8.40** Solvolysis of 1,2-dimethylpropyl *p*-toluenesulfonate in acetic acid is expected to give one substitution product and two alkenes.



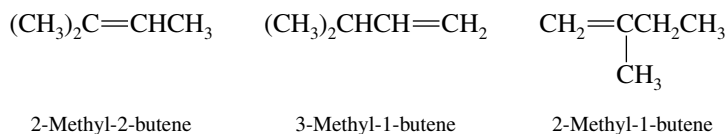
Since five products are formed, we are led to consider the possibility of carbocation rearrangements in S_N1 and E1 solvolysis.



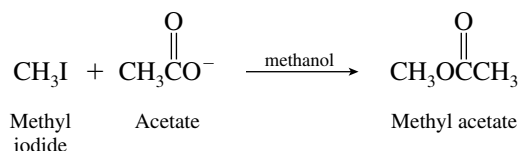
Since 2-methyl-2-butene is a product common to both carbocation intermediates, a total of five different products are accounted for. There are two substitution products:

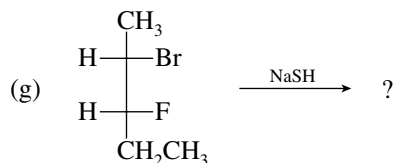
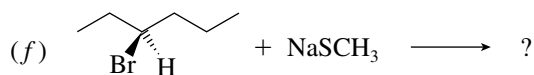
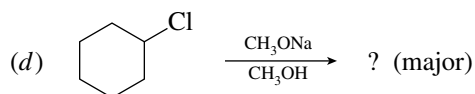
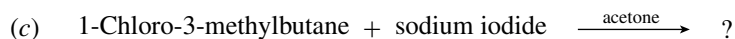


and three elimination products:



- 8.41** Solution A contains both acetate ion and methanol as nucleophiles. Acetate is more nucleophilic than methanol, and so the major observed reaction is:

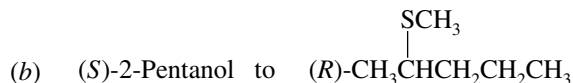
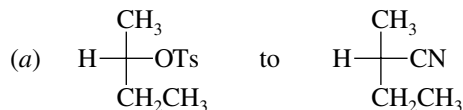




A-2. Choose the best pair of reactants to form the following product by an S_N2 reaction:



A-3. Outline the chemical steps necessary to convert:

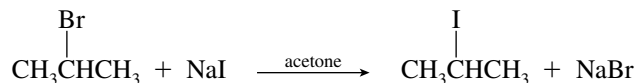


A-4. Hydrolysis of 3-chloro-2,2-dimethylbutane yields 2,3-dimethyl-2-butanol as the major product. Explain this observation, using structural formulas to outline the mechanism of the reaction.

A-5. Identify the class of reaction (e.g., E2), and write the kinetic and chemical equations for:

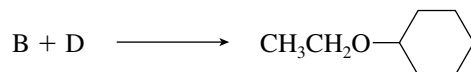
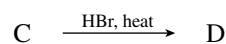
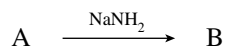
- (a) The solvolysis of *tert*-butyl bromide in methanol
 (b) The reaction of chlorocyclohexane with sodium azide (NaN₃).

A-6. (a) Provide a brief explanation why the halogen exchange reaction shown is an acceptable synthetic method:



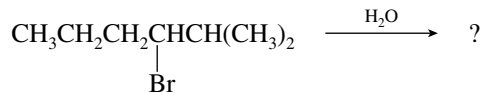
(b) Briefly explain why the reaction of 1-bromobutane with sodium azide occurs faster in dimethyl sulfoxide [(CH₃)₂S=O] than in water.

A-7. Write chemical structures for compounds A through D in the following sequence of reactions. Compounds A and C are alcohols.




A-8. Write a mechanism describing the solvolysis (S_N1) of 1-bromo-1-methylcyclohexane in ethanol.

- A-9.** Solvolysis of the compound shown occurs with carbocation rearrangement and yields an alcohol as the major product. Write the structure of this product, and give a mechanism to explain its formation.



PART B

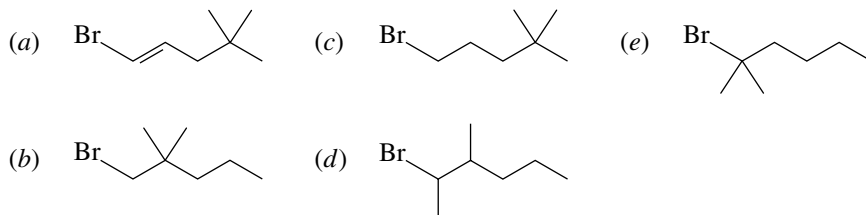
- B-1.** The bimolecular substitution reaction



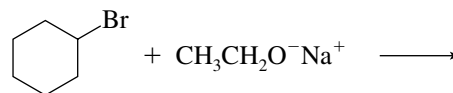
is represented by the kinetic equation:

- (a) Rate = $k[\text{CH}_3\text{Br}]^2$
 (b) Rate = $k[\text{CH}_3\text{Br}][\text{OH}^-]$
 (c) Rate = $k[\text{CH}_3\text{Br}] + k[\text{OH}^-]$
 (d) Rate = $k/[\text{CH}_3\text{Br}][\text{OH}^-]$

- B-2.** Which compound undergoes nucleophilic substitution with NaCN at the fastest rate?



- B-3.** For the reaction



the major product is formed by

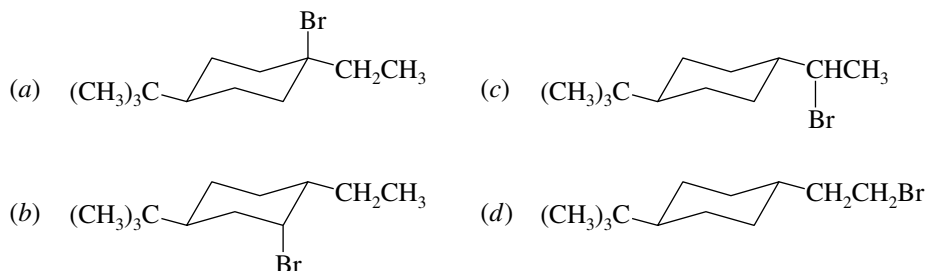
- (a) An $\text{S}_{\text{N}}1$ reaction (c) An E1 reaction
 (b) An $\text{S}_{\text{N}}2$ reaction (d) An E2 reaction

- B-4.** Which of the following statements pertaining to an $\text{S}_{\text{N}}2$ reaction are true?

- The rate of reaction is independent of the concentration of the nucleophile.
- The nucleophile attacks carbon on the side of the molecule opposite the group being displaced.
- The reaction proceeds with simultaneous bond formation and bond rupture.
- Partial racemization of an optically active substrate results.

- (a) 1, 4 (b) 1, 3, 4 (c) 2, 3 (d) All

- B-5.** Which one of the following alkyl halides would be expected to give the *highest* substitution-to-elimination ratio (most substitution, least elimination) on treatment with sodium ethoxide in ethanol?

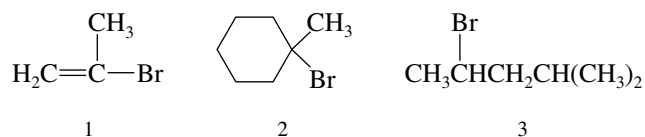


B-6. Which of the following phrases are *not* correctly associated with an S_N1 reaction?

1. Rearrangement is possible.
2. Rate is affected by solvent polarity.
3. The strength of the nucleophile is important in determining rate.
4. The reactivity series is tertiary > secondary > primary.
5. Proceeds with complete inversion of configuration.

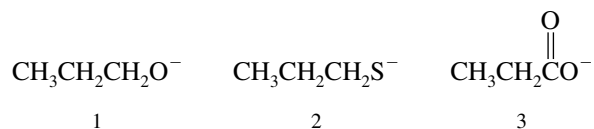
(a) 3, 5 (b) 5 only (c) 2, 3, 5 (d) 3 only

B-7. Rank the following in order of decreasing rate of solvolysis with aqueous ethanol (fastest \rightarrow slowest):



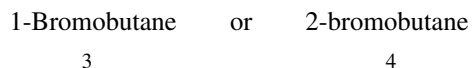
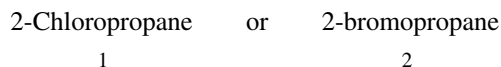
(a) $2 > 1 > 3$ (b) $1 > 2 > 3$ (c) $2 > 3 > 1$ (d) $1 > 3 > 2$

B-8. Rank the following species in order of decreasing nucleophilicity in a polar protic solvent (most \rightarrow least nucleophilic):



(a) $3 > 1 > 2$ (b) $2 > 3 > 1$ (c) $1 > 3 > 2$ (d) $2 > 1 > 3$

B-9. From each of the following pairs select the compound that will react faster with sodium iodide in acetone.



(a) 1, 3 (b) 1, 4 (c) 2, 3 (d) 2, 4

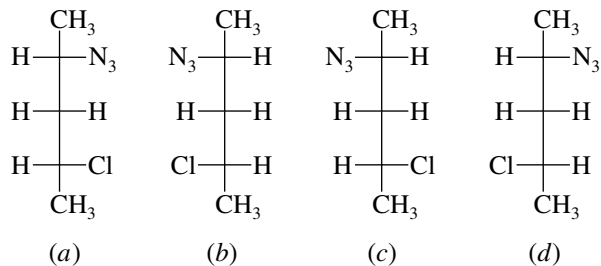
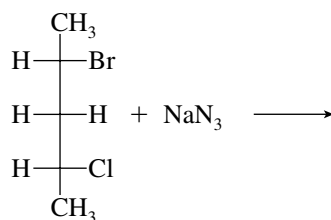
B-10. Select the reagent that will yield the greater amount of substitution on reaction with 1-bromobutane.

- (a) $\text{CH}_3\text{CH}_2\text{OK}$ in dimethyl sulfoxide (DMSO)
- (b) $(\text{CH}_3)_3\text{COK}$ in dimethyl sulfoxide (DMSO)
- (c) Both (a) and (b) will give comparable amounts of substitution.
- (d) Neither (a) nor (b) will give any appreciable amount of substitution.

B-11. The reaction of (*R*)-1-chloro-3-methylpentane with sodium iodide in acetone will yield 1-iodo-3-methylpentane that is

- (a) *R*
- (b) *S*
- (c) A mixture of *R* and *S*
- (d) Meso
- (e) None of these

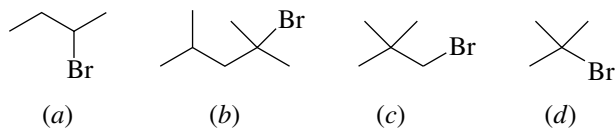
B-12. What is the principal product of the following reaction?



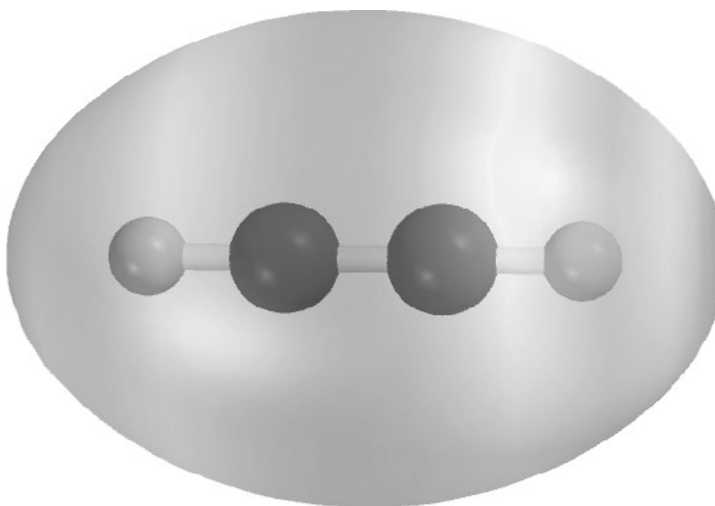
B-13. Which of the following statements is true?

- (a) $\text{CH}_3\text{CH}_2\text{S}^-$ is both a stronger base and more nucleophilic than $\text{CH}_3\text{CH}_2\text{O}^-$.
 (b) $\text{CH}_3\text{CH}_2\text{S}^-$ is a stronger base but is less nucleophilic than $\text{CH}_3\text{CH}_2\text{O}^-$.
 (c) $\text{CH}_3\text{CH}_2\text{S}^-$ is a weaker base but is more nucleophilic than $\text{CH}_3\text{CH}_2\text{O}^-$.
 (d) $\text{CH}_3\text{CH}_2\text{S}^-$ is both a weaker base and less nucleophilic than $\text{CH}_3\text{CH}_2\text{O}^-$.

B-14. Which of the following alkyl halides would be most likely to give a rearranged product under $\text{S}_{\text{N}}1$ conditions?



- (e) None of these. Rearrangements only occur under $\text{S}_{\text{N}}2$ conditions.

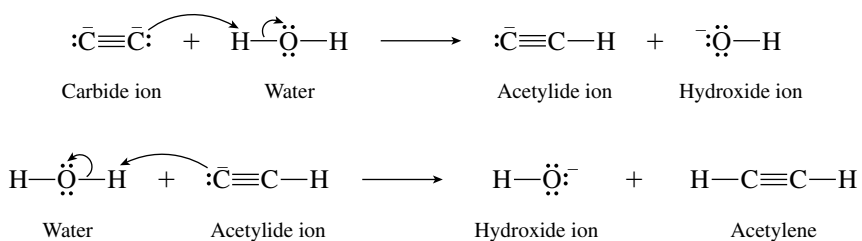


CHAPTER 9


ALKYNES

SOLUTIONS TO TEXT PROBLEMS

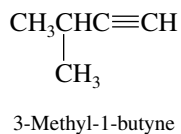
- 9.1 The reaction is an acid–base process; water is the proton donor. Two separate proton-transfer steps are involved.



- 9.2 A triple bond may connect C-1 and C-2 or C-2 and C-3 in an unbranched chain of five carbons.



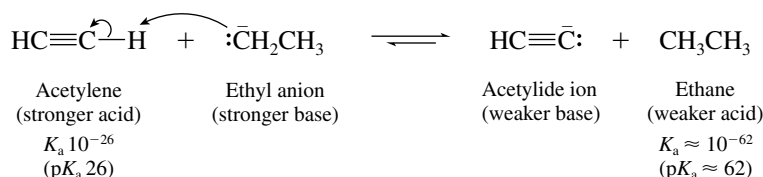
One of the C_5H_8 isomers has a branched carbon chain.



9.3 The bonds become shorter and stronger in the series as the electronegativity increases.

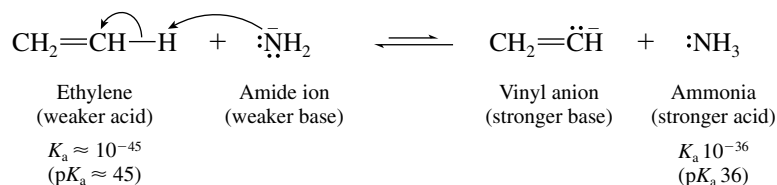
	NH ₃	H ₂ O	HF
Electronegativity:	N (3.0)	O (3.5)	F (4.0)
Bond distance (pm):	N—H (101)	O—H (95)	F—H (92)
Bond dissociation energy (kJ/mol):	N—H (435)	O—H (497)	F—H (568)
Bond dissociation energy (kcal/mol):	N—H (104)	O—H (119)	F—H (136)

9.4 (b) A proton is transferred from acetylene to ethyl anion.

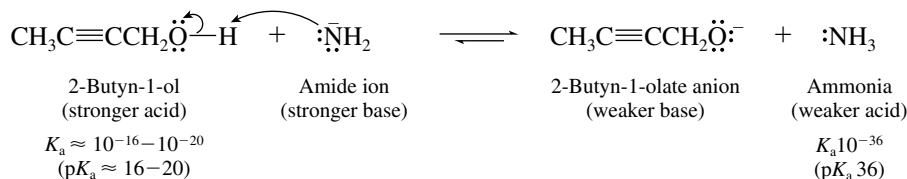


The position of equilibrium lies to the right. Ethyl anion is a very powerful base and deprotonates acetylene quantitatively.

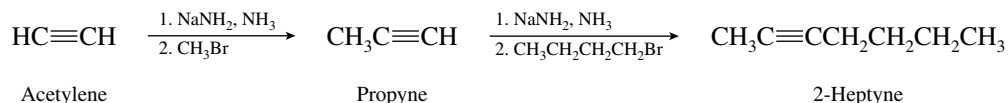
(c) Amide ion is not a strong enough base to remove a proton from ethylene. The equilibrium lies to the left.



(d) Alcohols are stronger acids than ammonia; the position of equilibrium lies to the right.

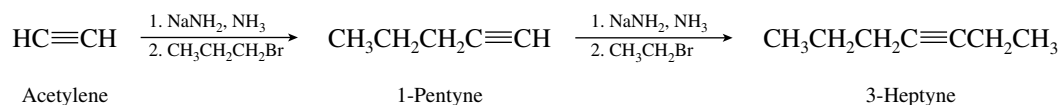


9.5 (b) The desired alkyne has a methyl group and a butyl group attached to a —C≡C— unit. Two alkylations of acetylene are therefore required: one with a methyl halide, the other with a butyl halide.

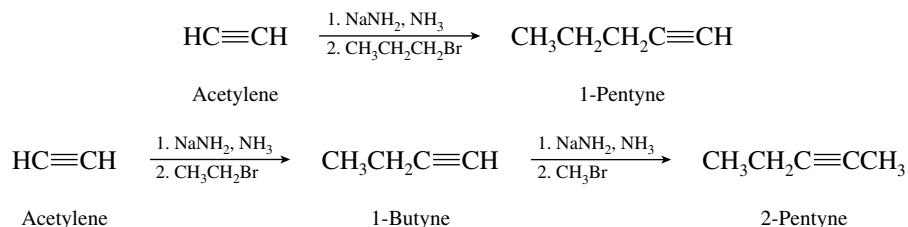


It does not matter whether the methyl group or the butyl group is introduced first; the order of steps shown in this synthetic scheme may be inverted.

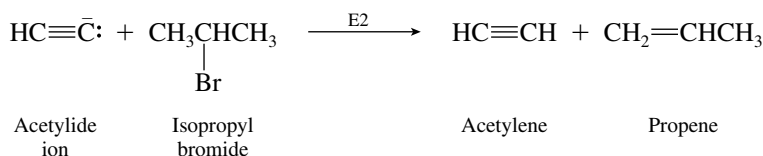
(c) An ethyl group and a propyl group need to be introduced as substituents on a —C≡C— unit. As in part (b), it does not matter which of the two is introduced first.



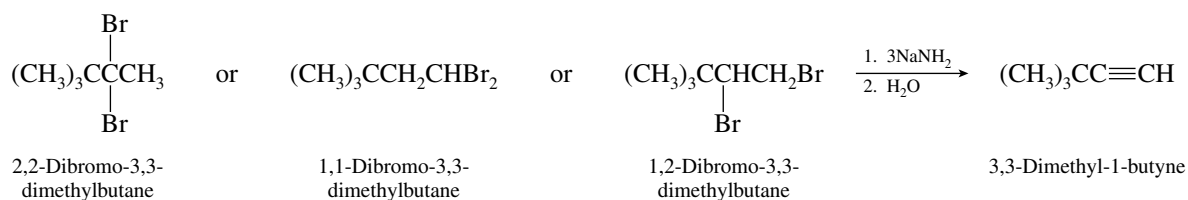
- 9.6 Both 1-pentyne and 2-pentyne can be prepared by alkylating acetylene. All the alkylation steps involve nucleophilic substitution of a methyl or primary alkyl halide.



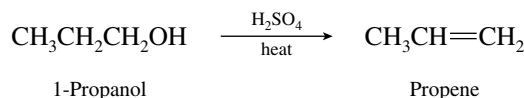
A third isomer, 3-methyl-1-butyne, cannot be prepared by alkylation of acetylene, because it requires a secondary alkyl halide as the alkylating agent. The reaction that takes place is elimination, not substitution.



- 9.7 Each of the dibromides shown yields 3,3-dimethyl-1-butyne when subjected to double dehydrohalogenation with strong base.

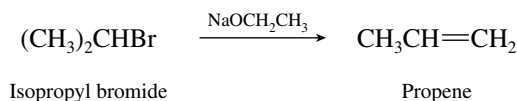


- 9.8 (b) The first task is to convert 1-propanol to propene:



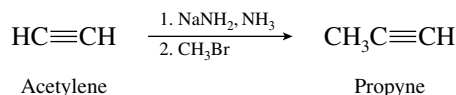
After propene is available, it is converted to 1,2-dibromopropane and then to propyne as described in the sample solution for part (a).

- (c) Treat isopropyl bromide with a base to effect dehydrohalogenation.

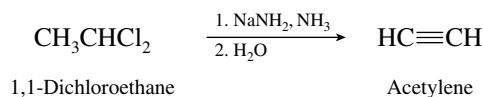


Next, convert propene to propyne as in parts (a) and (b).

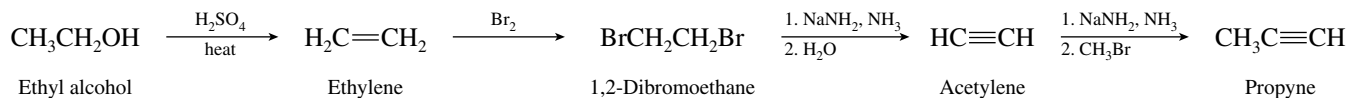
- (d) The starting material contains only two carbon atoms, and so an alkylation step is needed at some point. Propyne arises by alkylation of acetylene, and so the last step in the synthesis is



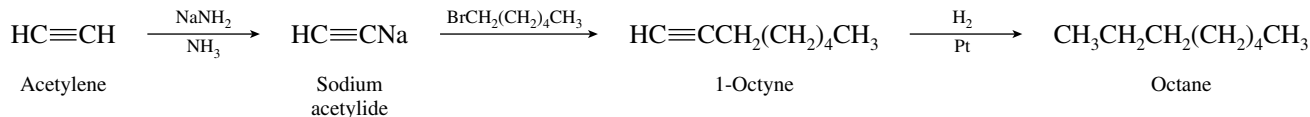
The designated starting material, 1,1-dichloroethane, is a geminal dihalide and can be used to prepare acetylene by a double dehydrohalogenation.



(e) The first task is to convert ethyl alcohol to acetylene. Once acetylene is prepared it can be alkylated with a methyl halide.

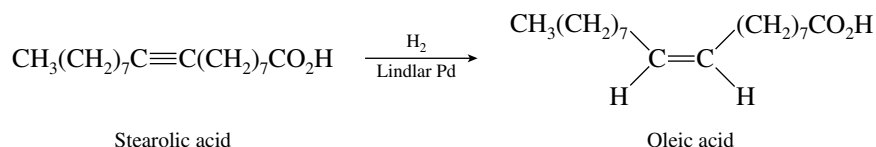


9.9 The first task is to assemble a carbon chain containing eight carbons. Acetylene has two carbon atoms and can be alkylated via its sodium salt to 1-octyne. Hydrogenation over platinum converts 1-octyne to octane.

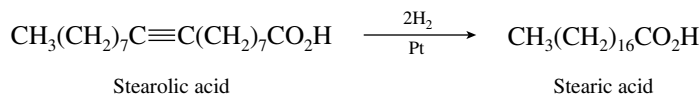


Alternatively, two successive alkylations of acetylene with $\text{CH}_3\text{CH}_2\text{CH}_2\text{Br}$ could be carried out to give 4-octyne ($\text{CH}_3\text{CH}_2\text{CH}_2\text{C}\equiv\text{CCH}_2\text{CH}_2\text{CH}_3$), which could then be hydrogenated to octane.

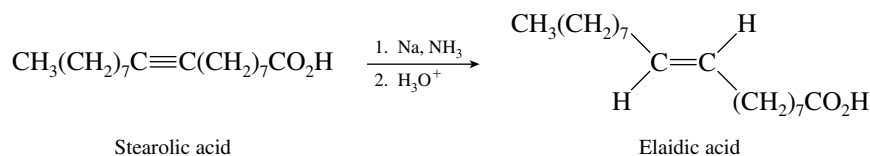
9.10 Hydrogenation over Lindlar palladium converts an alkyne to a cis alkene. Oleic acid therefore has the structure indicated in the following equation:



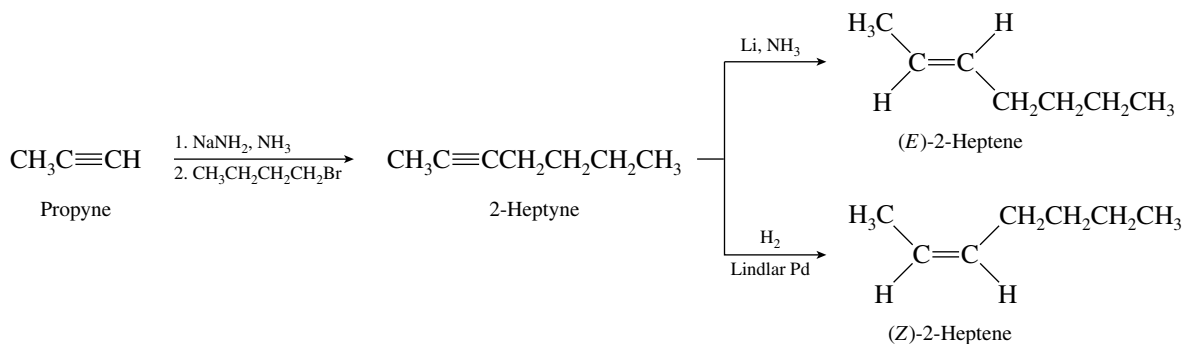
Hydrogenation of alkynes over platinum leads to alkanes.



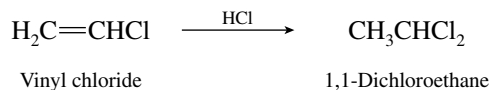
9.11 Alkynes are converted to trans alkenes on reduction with sodium in liquid ammonia.



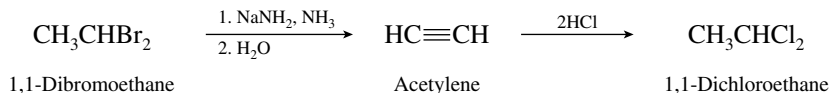
9.12 The proper double-bond stereochemistry may be achieved by using 2-heptyne as a reactant in the final step. Lithium–ammonia reduction of 2-heptyne gives the trans alkene; hydrogenation over Lindlar palladium gives the cis isomer. The first task is therefore the alkylation of propyne to 2-heptyne.



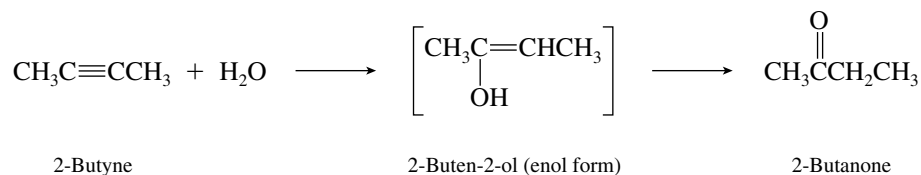
- 9.13 (b) Addition of hydrogen chloride to vinyl chloride gives the geminal dichloride 1,1-dichloroethane.



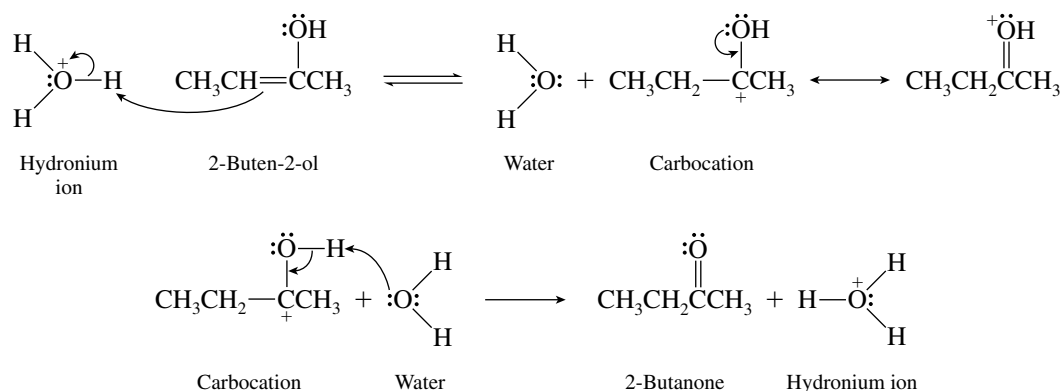
- (c) Since 1,1-dichloroethane can be prepared by adding 2 mol of hydrogen chloride to acetylene as shown in the sample solution to part (a), first convert 1,1-dibromoethane to acetylene by dehydrohalogenation.



- 9.14 The enol arises by addition of water to the triple bond.



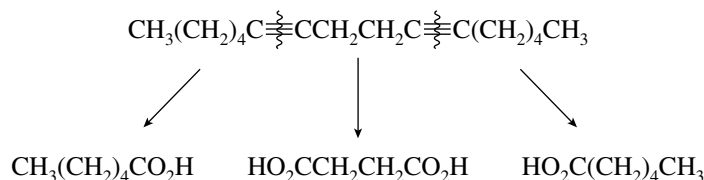
The mechanism described in the textbook Figure 9.6 is adapted to the case of 2-butyne hydration as shown:



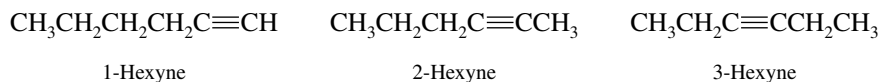
- 9.15 Hydration of 1-octyne gives 2-octanone according to the equation that immediately precedes this problem in the text. Prepare 1-octyne as described in the solution to Problem 9.9, and then carry out its hydration in the presence of mercury(II) sulfate and sulfuric acid.

Hydration of 4-octyne gives 4-octanone. Prepare 4-octyne as described in the solution to Problem 9.9.

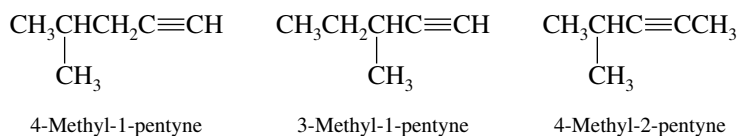
- 9.16 Each of the carbons that are part of $-\text{CO}_2\text{H}$ groups was once part of a $-\text{C}\equiv\text{C}-$ unit. The two fragments $\text{CH}_3(\text{CH}_2)_4\text{CO}_2\text{H}$ and $\text{HO}_2\text{CCH}_2\text{CH}_2\text{CO}_2\text{H}$ account for only 10 of the original 16 carbons. The full complement of carbons can be accommodated by assuming that two molecules of $\text{CH}_3(\text{CH}_2)_4\text{CO}_2\text{H}$ are formed, along with one molecule of $\text{HO}_2\text{CCH}_2\text{CH}_2\text{CO}_2\text{H}$. The starting alkyne is therefore deduced from the ozonolysis data to be as shown:



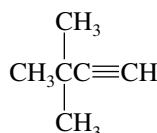
9.17 Three isomers have unbranched carbon chains:




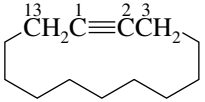
Next consider all the alkynes with a single methyl branch:



One isomer has two methyl branches. None is possible with an ethyl branch.



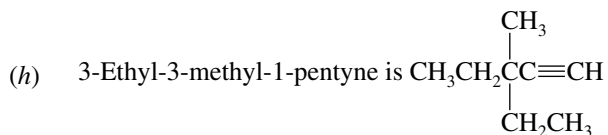
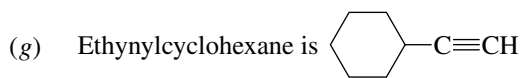
3,3-Dimethyl-1-butyne

- 9.18 (a) $\overset{5}{\text{C}}\overset{4}{\text{H}}_3\overset{3}{\text{C}}\overset{2}{\text{H}}_2\overset{1}{\text{C}}\equiv\text{CH}$ is 1-pentyne
- (b) $\overset{5}{\text{C}}\overset{4}{\text{H}}_3\overset{3}{\text{C}}\equiv\overset{2}{\text{C}}\overset{1}{\text{H}}\text{CH}_3$ is 2-pentyne
- (c) $\overset{1}{\text{C}}\overset{2}{\text{H}}_3\overset{3}{\text{C}}\equiv\overset{4}{\text{C}}\overset{5}{\text{H}}\overset{6}{\text{C}}\overset{6}{\text{H}}\text{CH}_3$ is 4,5-dimethyl-2-hexyne
- $$\begin{array}{c} \text{H}_3\text{C} \quad \text{CH}_3 \\ | \quad | \end{array}$$
- (d)  $\overset{5}{\text{C}}\text{H}_2\overset{4}{\text{C}}\text{H}_2\overset{3}{\text{C}}\text{H}_2\overset{2}{\text{C}}\equiv\overset{1}{\text{C}}\text{H}$ is 5-cyclopropyl-1-pentyne
- (e)  is cyclotridecyne
- (f) $\text{CH}_3\text{CH}_2\text{CH}_2\text{CH}_2\overset{4}{\text{C}}\overset{5}{\text{H}}\overset{6}{\text{C}}\overset{7}{\text{H}}_2\overset{8}{\text{C}}\overset{9}{\text{H}}_2\text{CH}_3$ is 4-butyl-2-nonyne
- $$\begin{array}{c} \overset{3}{\text{C}}\equiv\overset{2}{\text{C}}\overset{1}{\text{H}}\text{CH}_3 \end{array}$$

(Parent chain must contain the triple bond.)

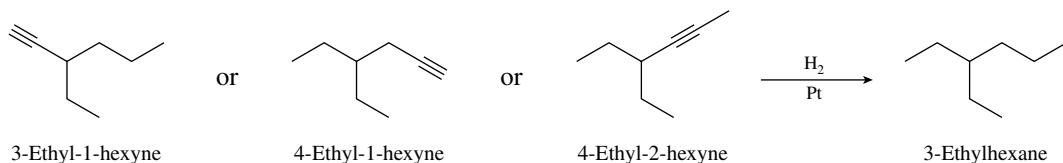
- (g) $\overset{1}{\text{C}}\overset{2}{\text{H}}_3\overset{3}{\text{C}}\equiv\overset{4}{\text{C}}\overset{5}{\text{H}}\overset{6}{\text{C}}\overset{6}{\text{H}}\text{CH}_3$ is 2,2,5,5-tetramethyl-3-hexyne
- $$\begin{array}{c} \text{CH}_3 \quad \text{CH}_3 \\ | \quad | \\ \text{CH}_3 \quad \text{CH}_3 \end{array}$$

- 9.19 (a) 1-Octyne is $\text{HC}\equiv\text{CCH}_2\text{CH}_2\text{CH}_2\text{CH}_2\text{CH}_2\text{CH}_3$
- (b) 2-Octyne is $\text{CH}_3\text{C}\equiv\text{CCH}_2\text{CH}_2\text{CH}_2\text{CH}_2\text{CH}_3$
- (c) 3-Octyne is $\text{CH}_3\text{CH}_2\text{C}\equiv\text{CCH}_2\text{CH}_2\text{CH}_2\text{CH}_3$
- (d) 4-Octyne is $\text{CH}_3\text{CH}_2\text{CH}_2\text{C}\equiv\text{CCH}_2\text{CH}_2\text{CH}_3$
- (e) 2,5-Dimethyl-3-hexyne is $\text{CH}_3\overset{\text{CH}_3}{\text{C}}\text{HC}\equiv\text{C}\overset{\text{CH}_3}{\text{C}}\text{HCH}_3$
- (f) 4-Ethyl-1-hexyne is $\text{CH}_3\text{CH}_2\overset{\text{CH}_2\text{CH}_3}{\text{C}}\text{HCH}_2\text{C}\equiv\text{CH}$

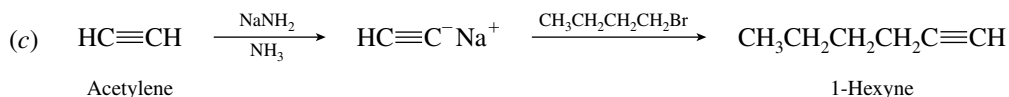
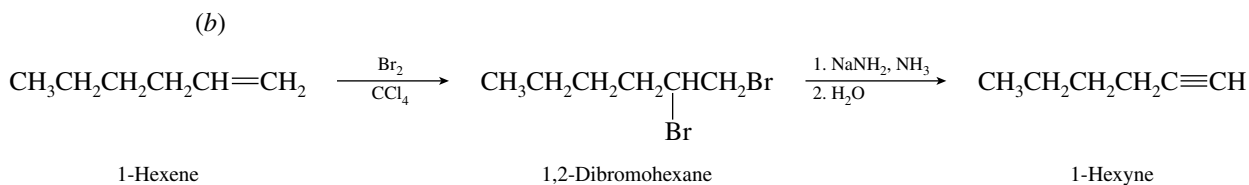
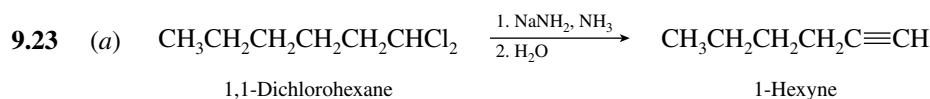
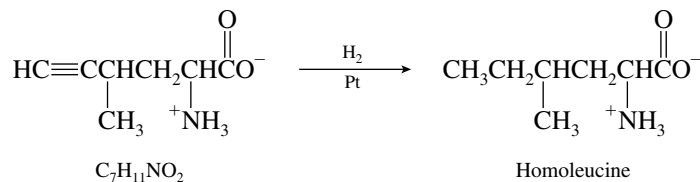


9.20 Ethynylcyclohexane has the molecular formula C_8H_{12} . All the other compounds are C_8H_{14} .

9.21 Only alkynes with the carbon skeletons shown can give 3-ethylhexane on catalytic hydrogenation.

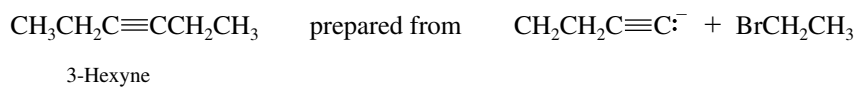


9.22 The carbon skeleton of the unknown acetylenic amino acid must be the same as that of homoleucine. The structure of homoleucine is such that there is only one possible location for a carbon-carbon triple bond in an acetylenic precursor.

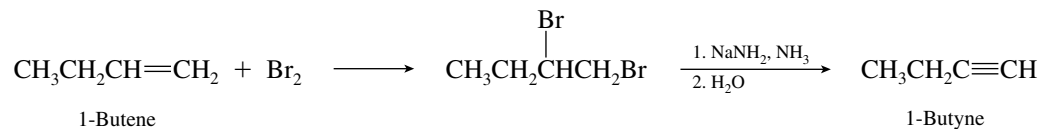


1-Hexene is then converted to 1-hexyne as in part (b).

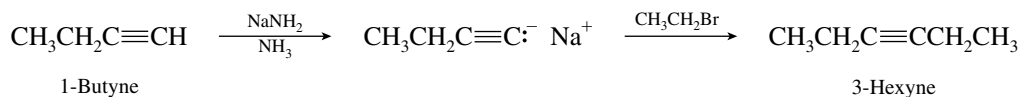
9.24 (a) Working backward from the final product, it can be seen that preparation of 1-butyne will allow the desired carbon skeleton to be constructed.



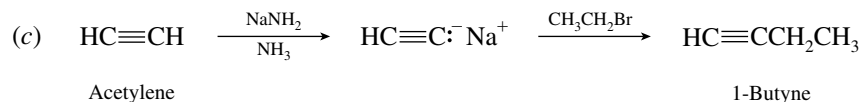
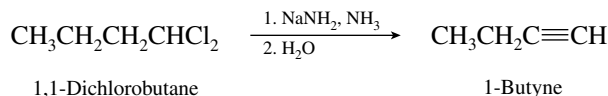
The desired intermediate, 1-butyne, is available by halogenation followed by dehydrohalogenation of 1-butene.



Reaction of the anion of 1-butyne with ethyl bromide completes the synthesis.

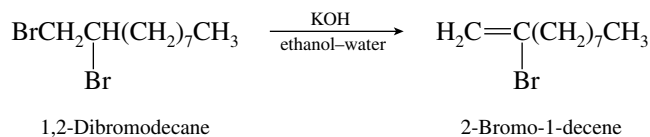


- (b) Dehydrohalogenation of 1,1-dichlorobutane yields 1-butyne. The synthesis is completed as in part (a).

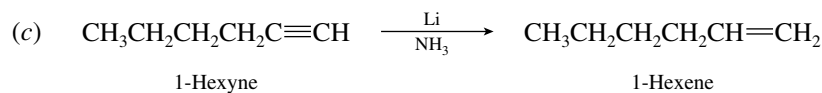
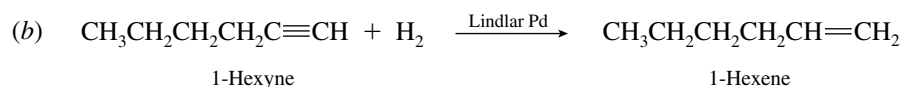
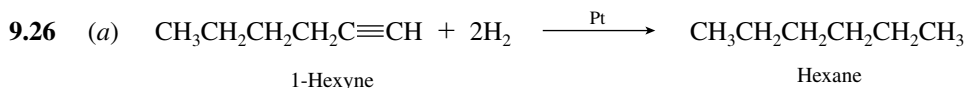
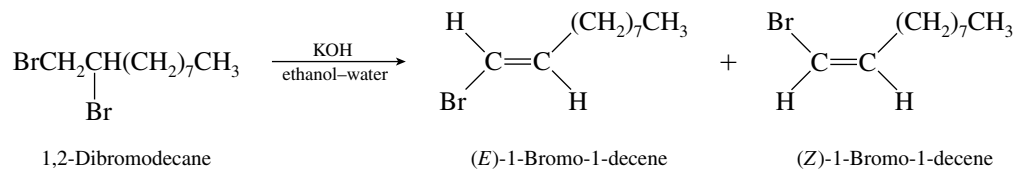


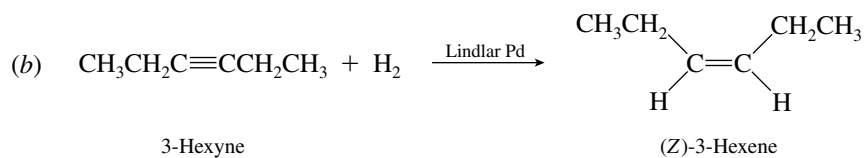
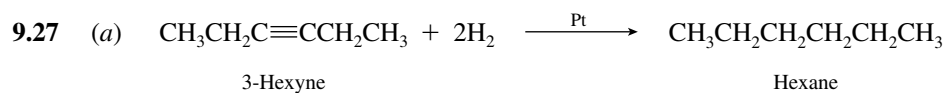
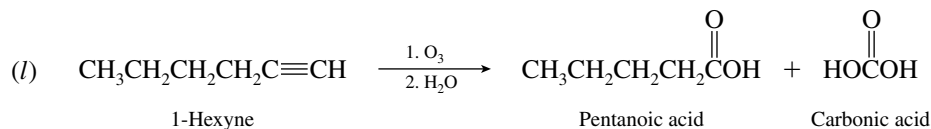
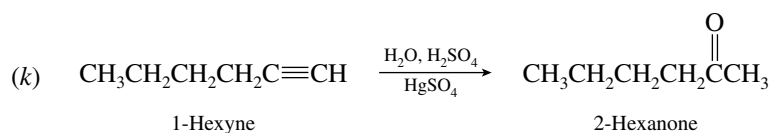
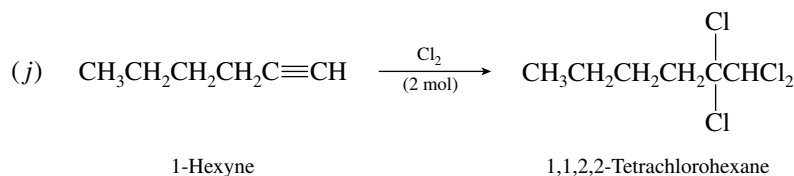
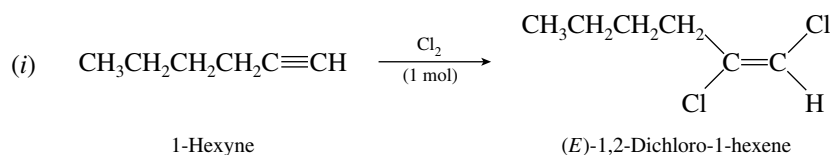
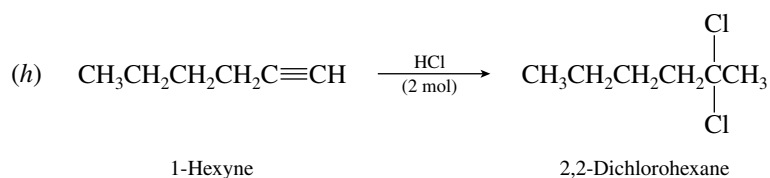
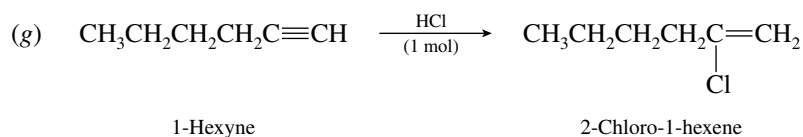
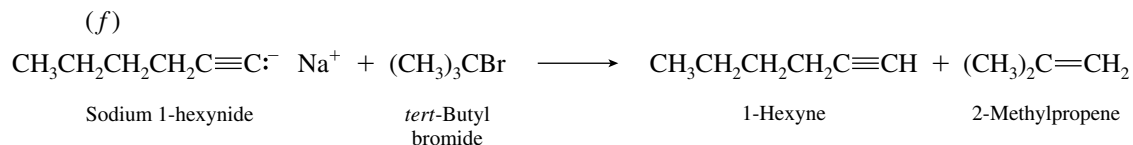
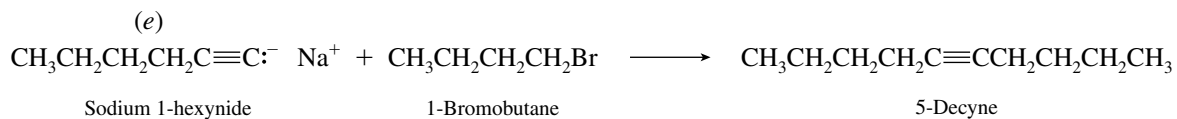
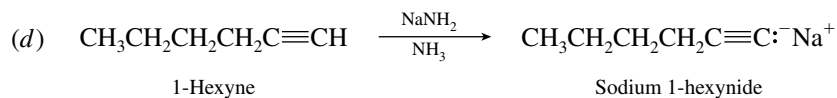
1-Butyne is converted to 3-hexyne as in part (a).

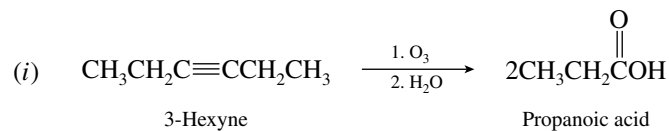
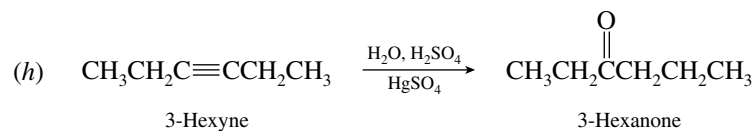
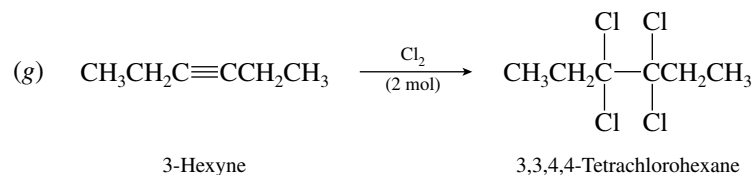
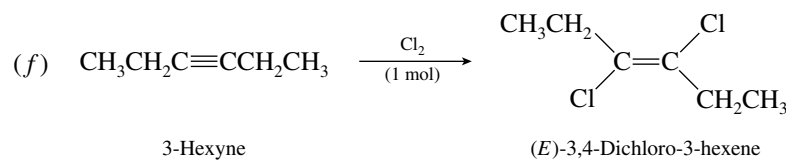
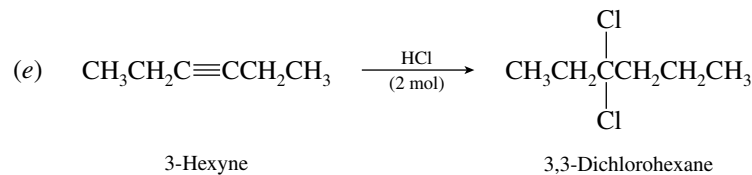
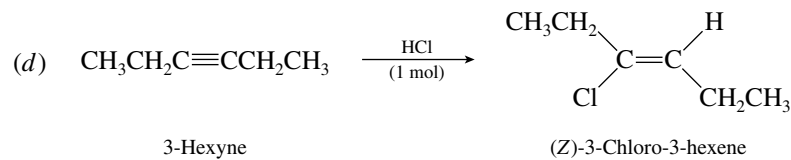
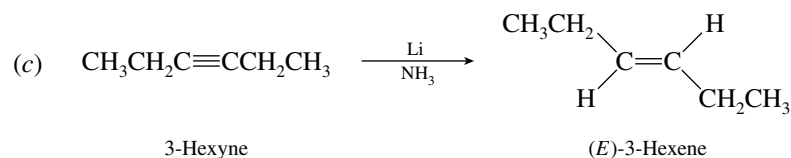
- 9.25** A single dehydrobromination step occurs in the conversion of 1,2-dibromodecane to $\text{C}_{10}\text{H}_{19}\text{Br}$. Bromine may be lost from C-1 to give 2-bromo-1-decene.



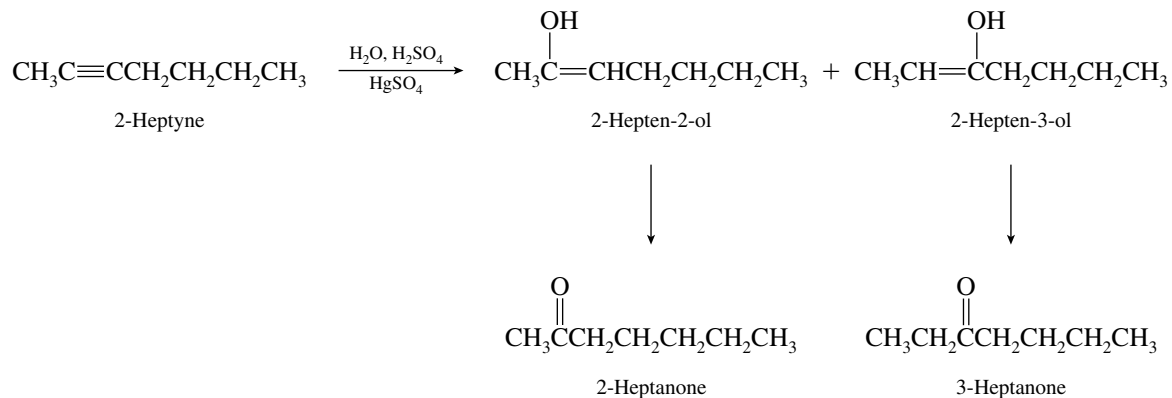
Loss of bromine from C-2 gives (*E*)- and (*Z*)-1-bromo-1-decene.



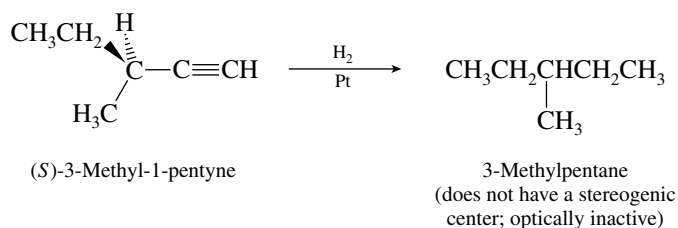




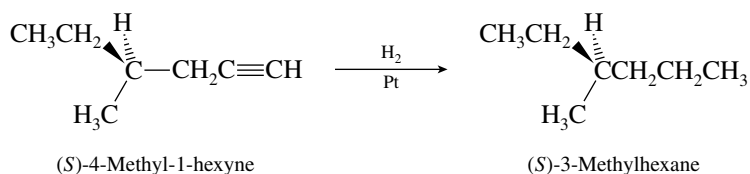
9.28 The two carbons of the triple bond are similarly but not identically substituted in 2-heptyne, $\text{CH}_3\text{C}\equiv\text{CCH}_2\text{CH}_2\text{CH}_2\text{CH}_3$. Two regioisomeric enols are formed, each of which gives a different ketone.



- 9.29 The alkane formed by hydrogenation of (*S*)-3-methyl-1-pentyne is achiral; it cannot be optically active.

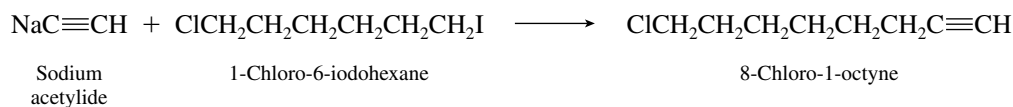


The product of hydrogenation of (*S*)-4-methyl-1-hexyne is optically active because a stereogenic center is present in the starting material and is carried through to the product.

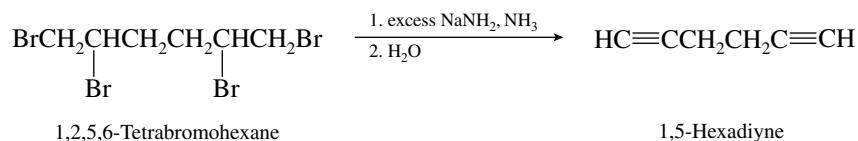


Both (*S*)-3-methyl-1-pentyne and (*S*)-4-methyl-1-hexyne yield optically active products when their triple bonds are reduced to double bonds.

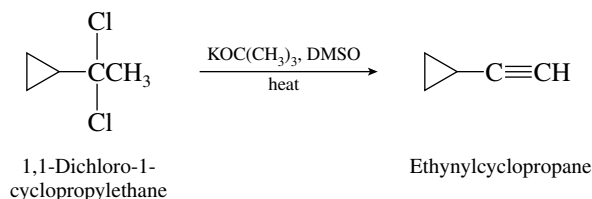
- 9.30 (a) The dihaloalkane contains both a primary alkyl chloride and a primary alkyl iodide functional group. Iodide is a better leaving group than chloride and is the one replaced by acetylide.



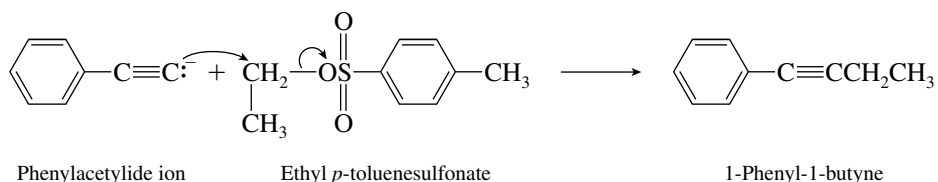
- (b) Both vicinal dibromide functions are converted to alkyne units on treatment with excess sodium amide.



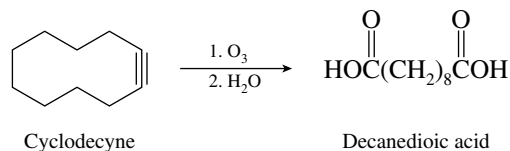
- (c) The starting material is a geminal dichloride. Potassium *tert*-butoxide in dimethyl sulfoxide is a sufficiently strong base to convert it to an alkyne.



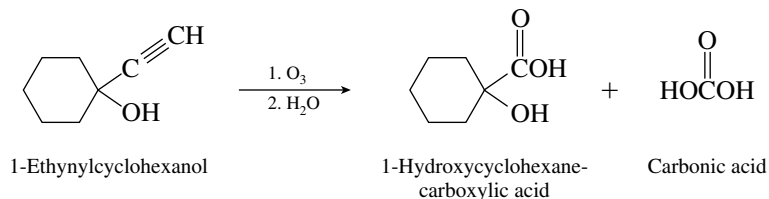
- (d) Alkyl *p*-toluenesulfonates react similarly to alkyl halides in nucleophilic substitution reactions. The alkynide nucleophile displaces the *p*-toluenesulfonate leaving group from ethyl *p*-toluenesulfonate.



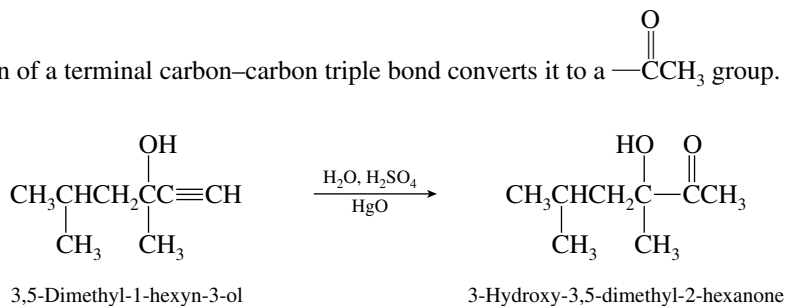
- (e) Both carbons of a $\text{—C}\equiv\text{C—}$ unit are converted to carboxyl groups ($\text{—CO}_2\text{H}$) on ozonolysis.



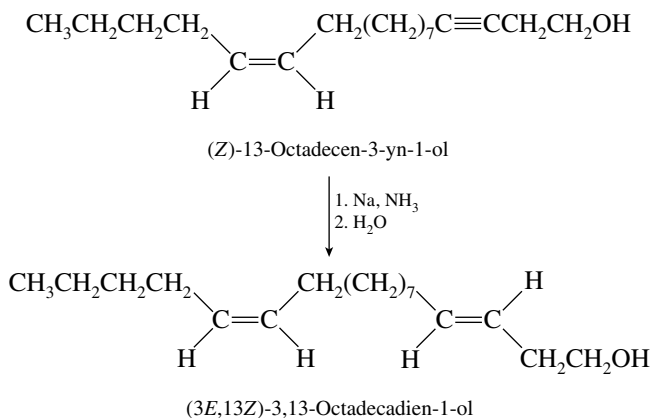
- (f) Ozonolysis cleaves the carbon–carbon triple bond.



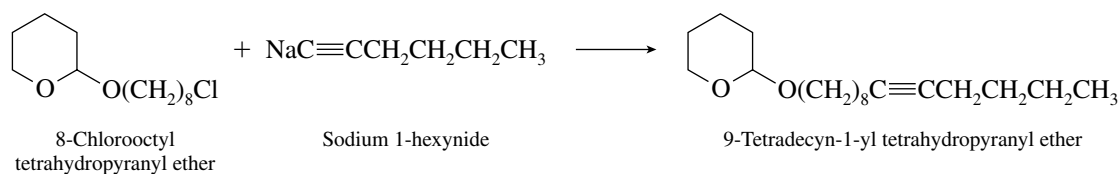
- (g) Hydration of a terminal carbon–carbon triple bond converts it to a —C(=O)CH_3 group.



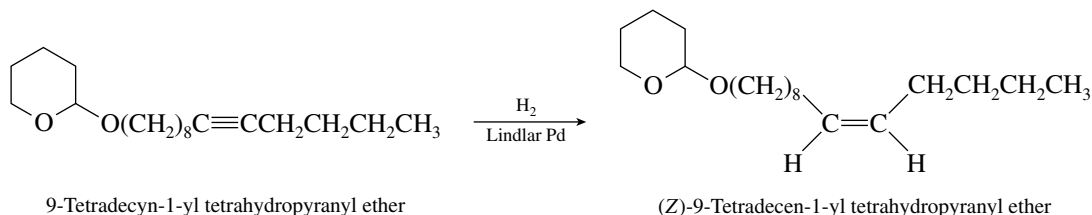
- (h) Sodium-in-ammonia reduction of an alkyne yields a trans alkene. The stereochemistry of a double bond that is already present in the molecule is not altered during the process.



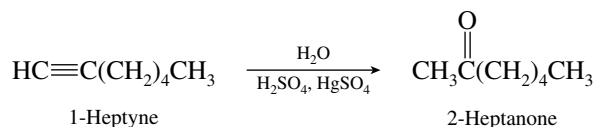
- (i) The primary chloride leaving group is displaced by the alkynide nucleophile.



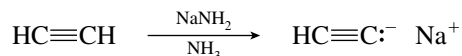
- (j) Hydrogenation of the triple bond over the Lindlar catalyst converts the compound to a cis alkene.



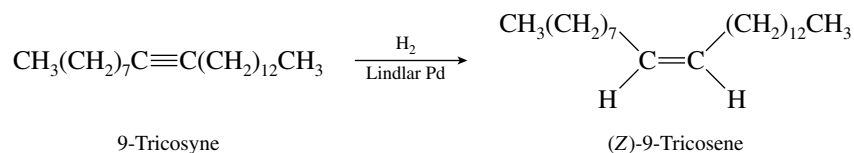
- 9.31** Ketones such as 2-heptanone may be readily prepared by hydration of terminal alkynes. Thus, if we had 1-heptyne, it could be converted to 2-heptanone.



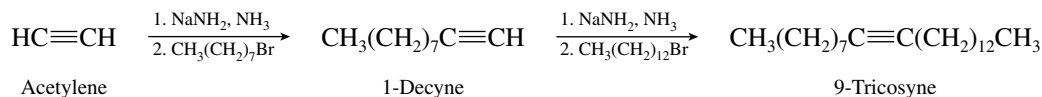
Acetylene, as we have seen in earlier problems, can be converted to 1-heptyne by alkylation.



- 9.32** Apply the technique of reasoning backward to gain a clue to how to attack this synthesis problem. A reasonable final step is the formation of the Z double bond by hydrogenation of an alkyne over Lindlar palladium.

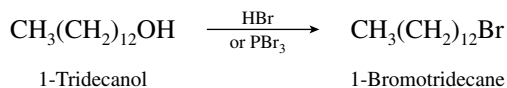
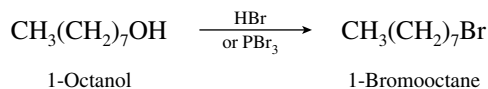


The necessary alkyne 9-tricosyne can be prepared by a double alkylation of acetylene.

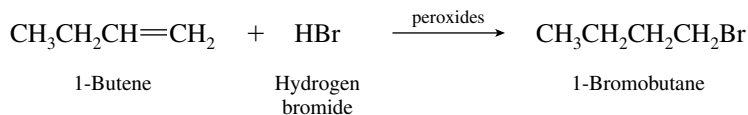


It does not matter which alkyl group is introduced first.

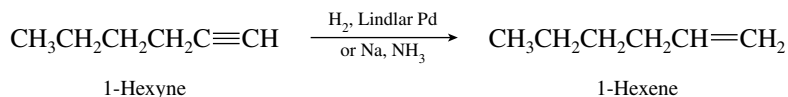
The alkyl halides are prepared from the corresponding alcohols.



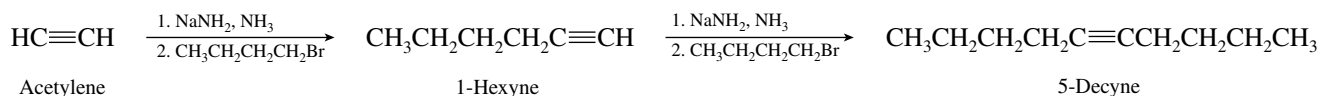
The alkylating agent, 1-bromobutane, is prepared from 1-butene by free-radical (anti-Markovnikov) addition of hydrogen bromide.



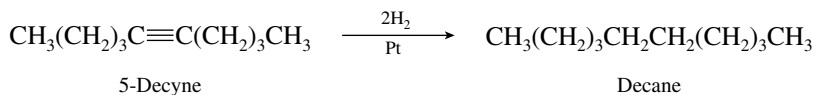
Once 1-hexyne is prepared, it can be converted to 1-hexene by hydrogenation over Lindlar palladium or by sodium–ammonia reduction.



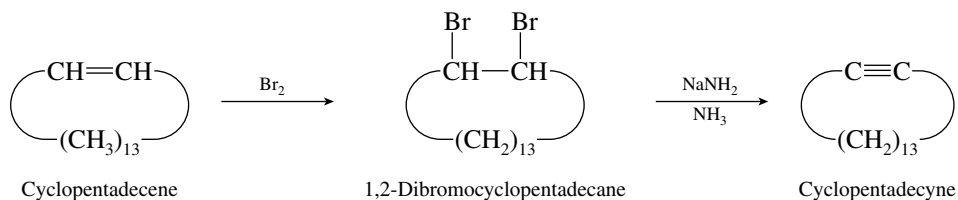
(f) Dialkylation of acetylene with 1-bromobutane, prepared in part (f), gives the necessary ten-carbon chain.



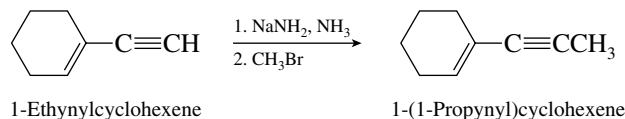
Hydrogenation of 5-decyne yields decane.



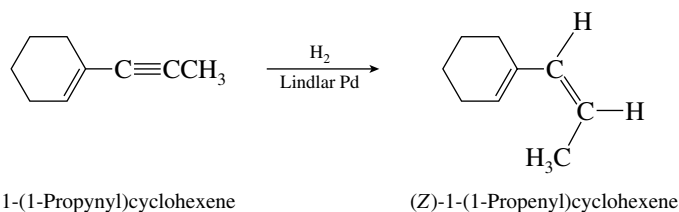
(g) A standard method for converting alkenes to alkynes is to add Br₂ and then carry out a double dehydrohalogenation.



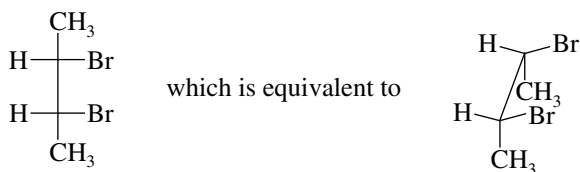
(h) Alkylation of the triple bond gives the required carbon skeleton.



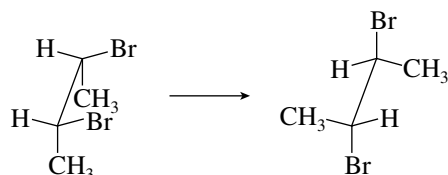
Hydrogenation over the Lindlar catalyst converts the carbon–carbon triple bond to a cis double bond.



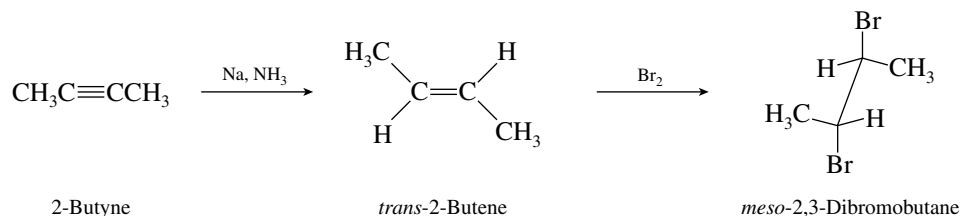
- (i) The stereochemistry of *meso*-2,3-dibromobutane is most easily seen with a Fischer projection:



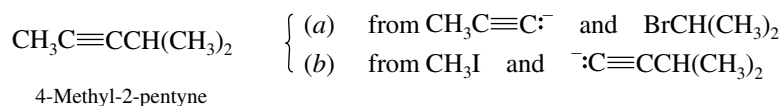
Recalling that the addition of Br_2 to alkenes occurs with anti stereochemistry, rotate the sawhorse diagram so that the bromines are anti to each other:



Thus, the starting alkene must be *trans*-2-butene. *trans*-2-Butene is available from 2-butyne by metal-ammonia reduction:

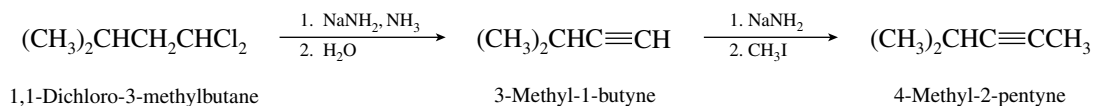


- 9.34** Attack this problem by first planning a synthesis of 4-methyl-2-pentyne from any starting material in a single step. Two different alkyne alkylations suggest themselves:

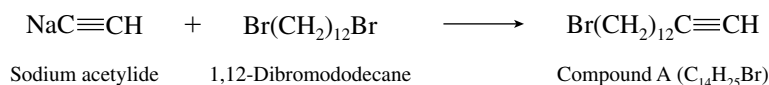


Isopropyl bromide is a secondary alkyl halide and cannot be used to alkylate $\text{CH}_3\text{C}\equiv\text{C}^-$ according to reaction (a). A reasonable last step is therefore the alkylation of $(\text{CH}_3)_2\text{CHC}\equiv\text{CH}$ via reaction of its anion with methyl iodide.

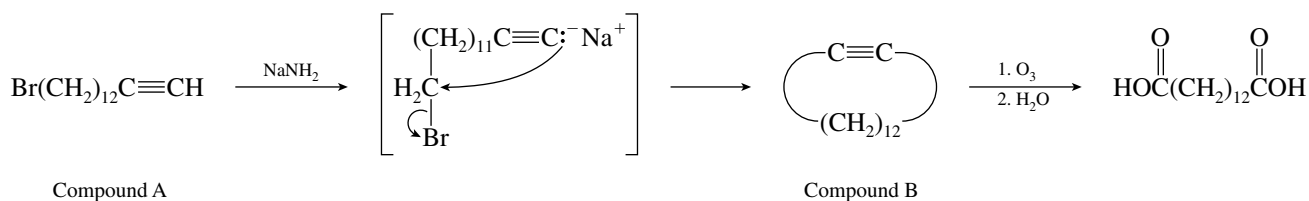
The next question that arises from this analysis is the origin of $(\text{CH}_3)_2\text{CHC}\equiv\text{CH}$. One of the available starting materials is 1,1-dichloro-3-methylbutane. It can be converted to $(\text{CH}_3)_2\text{CHC}\equiv\text{CH}$ by a double dehydrohalogenation. The complete synthesis is therefore:



- 9.35** The reaction that produces compound A is reasonably straightforward. Compound A is 14-bromo-1-tetradecyne.

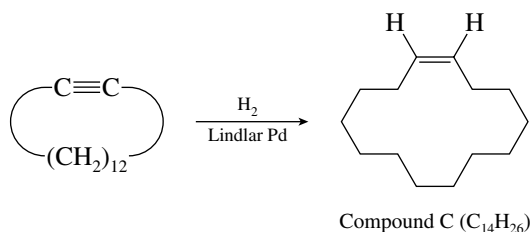


Treatment of compound A with sodium amide converts it to compound B. Compound B on ozonolysis gives a diacid that retains all the carbon atoms of B. Compound B must therefore be a cyclic alkyne, formed by an intramolecular alkylation.

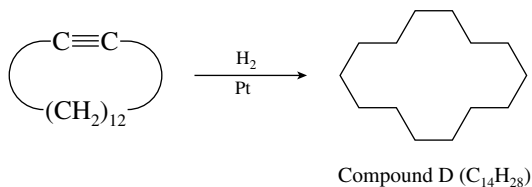


Compound B is cyclotetradecyne.

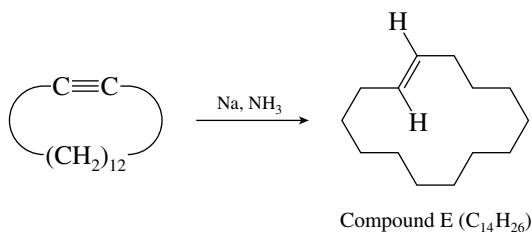
Hydrogenation of compound B over Lindlar palladium yields *cis*-cyclotetradecene (compound C).



Hydrogenation over platinum gives cyclotetradecane (compound D).



Sodium–ammonia reduction of compound B yields *trans*-cyclotetradecene.



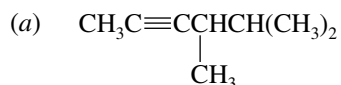
The *cis* and *trans* isomers of cyclotetradecene are both converted to O=CH(CH₂)₁₂CH=O on ozonolysis, whereas cyclotetradecane does not react with ozone.

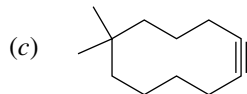
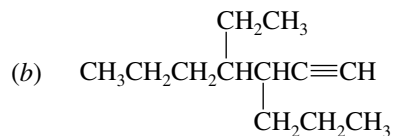
9.36–9.37 Solutions to molecular modeling exercises are not provided in this *Study Guide and Solutions Manual*. You should use *Learning By Modeling* for these exercises.

SELF-TEST

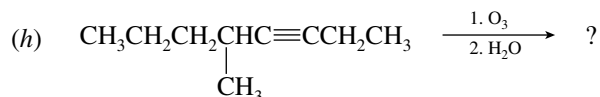
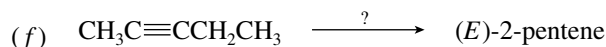
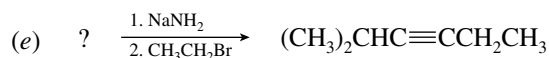
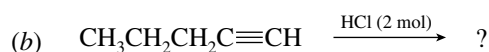
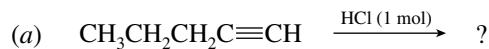
PART A

A-1. Provide the IUPAC names for the following:

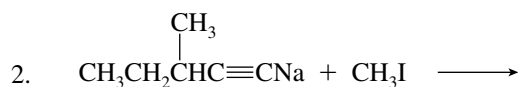
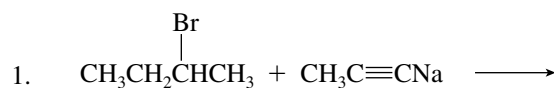




A-2. Give the structure of the reactant, reagent, or product omitted from each of the following reactions.



A-3. Which one of the following two reactions is effective in the synthesis of 4-methyl-2-hexyne? Why is the other not effective?



A-4. Outline a series of steps, using any necessary organic and inorganic reagents, for the preparation of:

(a) 1-Butyne from ethyl bromide as the source of all carbon atoms

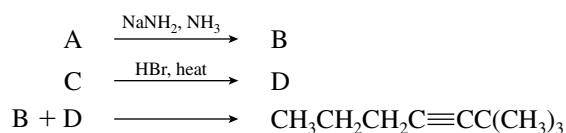
(b) 3-Hexyne from 1-butyne

(c) 3-Hexyne from 1-butene

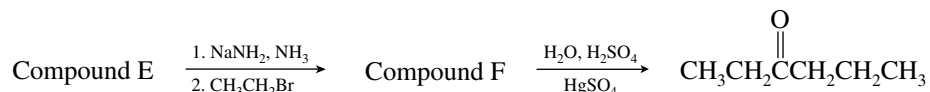


A-5. Treatment of propyne in successive steps with sodium amide, 1-bromobutane, and sodium in liquid ammonia yields as the final product _____.

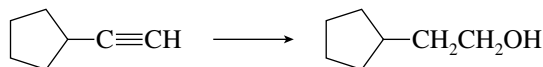
A-6. Give the structures of compounds A through D in the following series of equations.



A-7. What are the structures of compounds E and F in the following sequence of reactions?

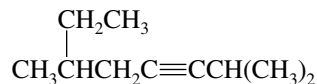


A-8. Give the reagents that would be suitable for carrying out the following transformation. Two or more reaction steps are necessary.

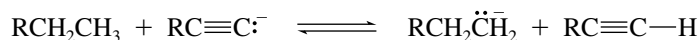


PART B

B-1. The IUPAC name for the compound shown is



- (a) 2,6-Dimethyl-3-octyne
 (b) 6-Ethyl-2-methyl-3-heptyne
 (c) 2-Ethylpropyl isopropyl acetylene
 (d) 2-Ethyl-6-methyl-4-heptyne
- B-2. Which of the following statements best explains the greater acidity of terminal alkynes ($\text{RC}\equiv\text{CH}$) compared with monosubstituted alkenes ($\text{RCH}=\text{CH}_2$)?
- (a) The sp -hybridized carbons of the alkyne are less electronegative than the sp^2 carbons of the alkene.
 (b) The two π bonds of the alkyne are better able to stabilize the negative charge of the anion by resonance.
 (c) The sp -hybridized carbons of the alkyne are more electronegative than the sp^2 carbons of the alkene.
 (d) The question is incorrect—alkenes are more acidic than alkynes.
- B-3. Referring to the following equilibrium ($\text{R} = \text{alkyl group}$)

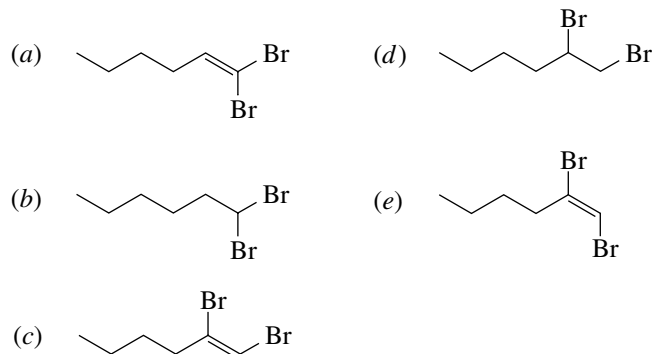


- (a) $K < 1$; the equilibrium would lie to the left.
 (b) $K > 1$; the equilibrium would lie to the right.
 (c) $K = 1$; equal amounts of all species would be present.
 (d) Not enough information is given; the structure of R must be known.
- B-4. Which of the following is an effective way to prepare 1-pentyne?
- (a) 1-Pentene $\xrightarrow[2. \text{NaNH}_2, \text{heat}]{1. \text{Cl}_2}$
 (b) Acetylene $\xrightarrow[2. \text{CH}_3\text{CH}_2\text{CH}_2\text{Br}]{1. \text{NaNH}_2}$
 (c) 1,1-Dichloropentane $\xrightarrow[2. \text{H}_2\text{O}]{1. \text{NaNH}_2, \text{NH}_3}$
 (d) All these are effective.
- B-5. Which alkyne yields butanoic acid ($\text{CH}_3\text{CH}_2\text{CH}_2\text{CO}_2\text{H}$) as the only organic product on treatment with ozone followed by hydrolysis?
- (a) 1-Butyne (c) 1-Pentyne
 (b) 4-Octyne (d) 2-Hexyne

B-6. Which of the following produces a significant amount of acetylide ion on reaction with acetylene?

- (a) Conjugate base of CH_3OH ($\text{p}K_a$ 16)
 (b) Conjugate base of H_2 ($\text{p}K_a$ 35)
 (c) Conjugate base of H_2O ($\text{p}K_a$ 16)
 (d) Both (a) and (c).

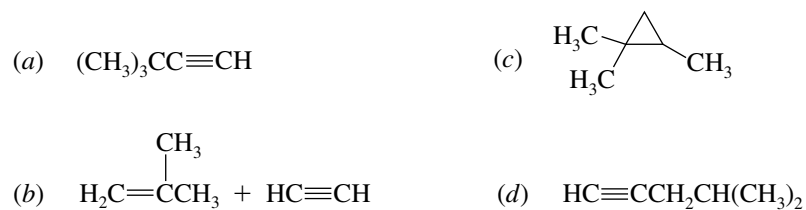
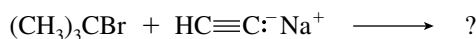
B-7. Which of the following is the product of the reaction of 1-hexyne with 1 mol of Br_2 ?



B-8. Choose the sequence of steps that describes the best synthesis of 1-butene from ethanol.

- (a) (1) $\text{NaC}\equiv\text{CH}$; (2) H_2 , Lindlar Pd
 (b) (1) $\text{NaC}\equiv\text{CH}$; (2) Na , NH_3
 (c) (1) HBr , heat; (2) $\text{NaC}\equiv\text{CH}$; (3) H_2 , Lindlar Pd
 (d) (1) HBr , heat; (2) $\text{KOC}(\text{CH}_3)_3$, DMSO ; (3) $\text{NaC}\equiv\text{CH}$; (4) H_2 , Lindlar Pd

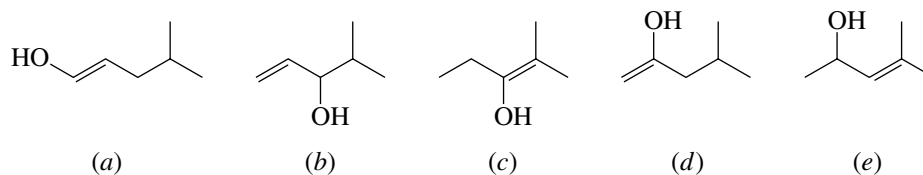
B-9. What is (are) the major product(s) of the following reaction?



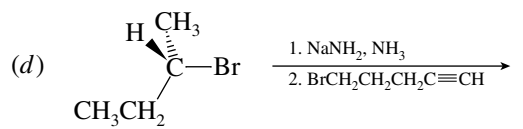
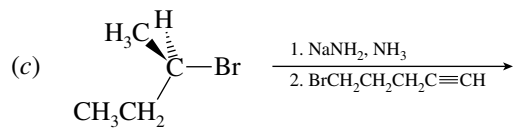
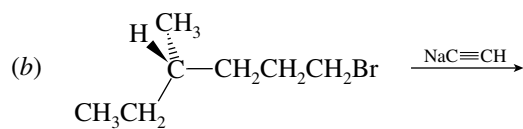
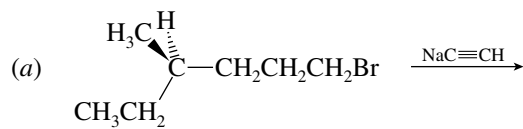
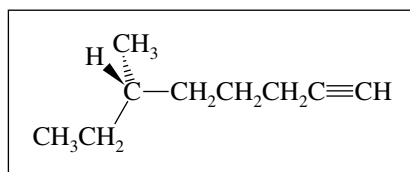
B-10. Which would be the best sequence of reactions to use to prepare *cis*-3-nonene from 1-butyne?

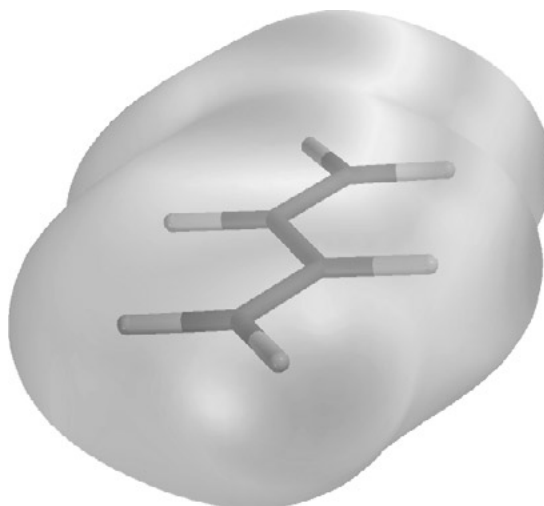
- (a) (1) NaNH_2 in NH_3 ; (2) 1-bromopentane; (3) H_2 , Lindlar Pd
 (b) (1) NaNH_2 in NH_3 ; (2) 1-bromopentane; (3) Na , NH_3
 (c) (1) H_2 , Lindlar Pd; (2) NaNH_2 in NH_3 ; (3) 1-bromopentane
 (d) (1) Na , NH_3 ; (2) NaNH_2 in NH_3 ; (3) 1-bromopentane

B-11. Which one of the following is the intermediate in the preparation of a ketone by hydration of an alkyne in the presence of sulfuric acid and mercury(II) sulfate?



B-12. Which combination is best for preparing the compound shown in the box?



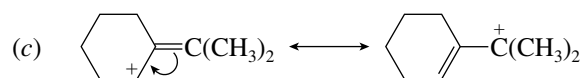
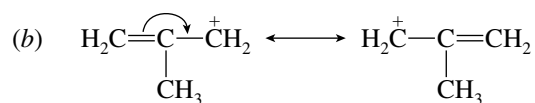


CHAPTER 10

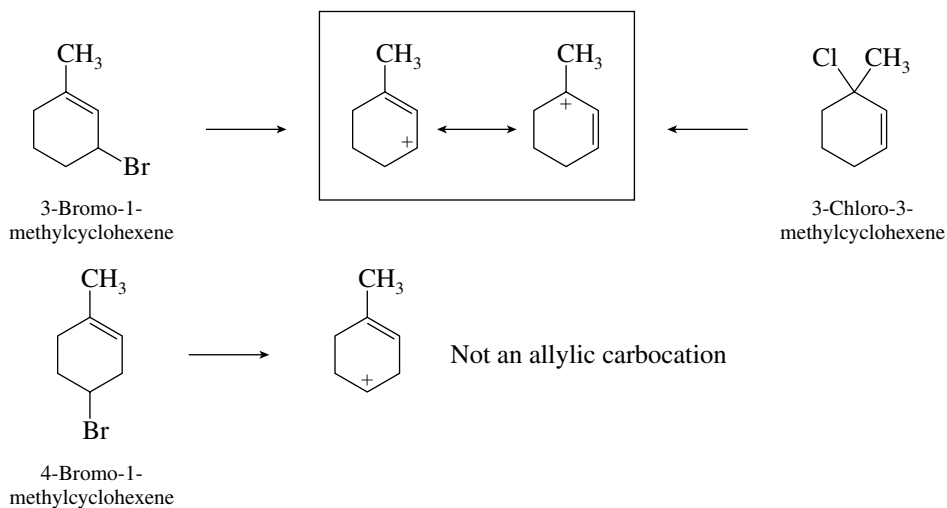
CONJUGATION IN ALKADIENES AND ALLYLIC SYSTEMS

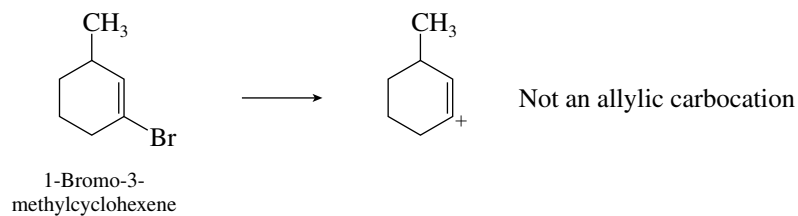
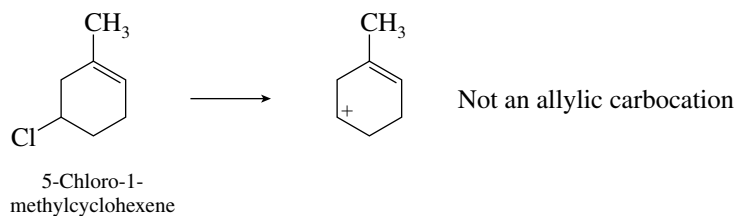
SOLUTIONS TO TEXT PROBLEMS

- 10.1** As noted in the sample solution to part (a), a pair of electrons is moved from the double bond toward the positively charged carbon.

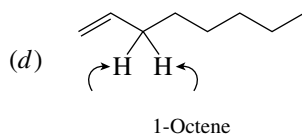
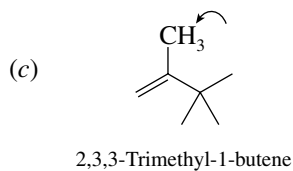
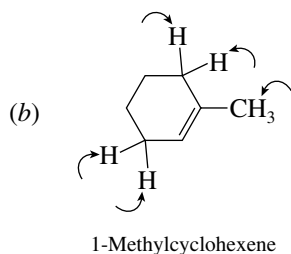


- 10.2** For two isomeric halides to yield the same carbocation on ionization, they must have the same carbon skeleton. They may have their leaving group at a different location, but the carbocations must become equivalent by allylic resonance.

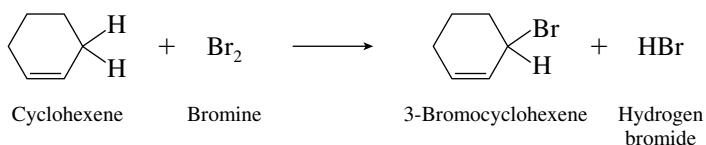




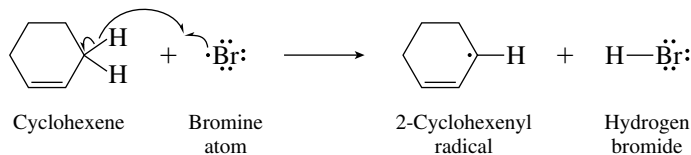
10.3 The allylic hydrogens are the ones shown in the structural formulas.



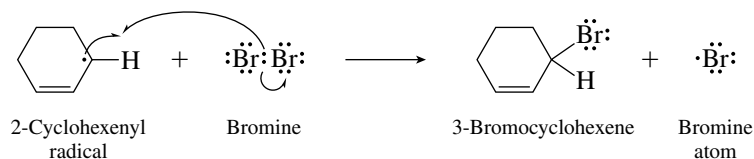
10.4 The statement of the problem specifies that in allylic brominations using *N*-bromosuccinimide the active reagent is Br_2 . Thus, the equation for the overall reaction is



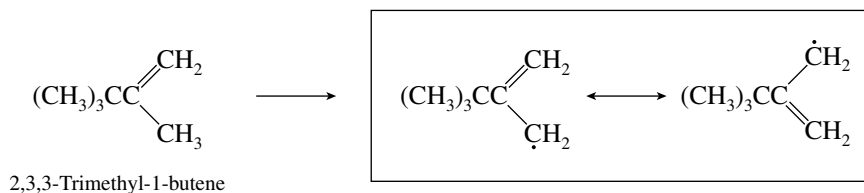
The propagation steps are analogous to those of other free-radical brominations. An allylic hydrogen is removed by a bromine atom in the first step.



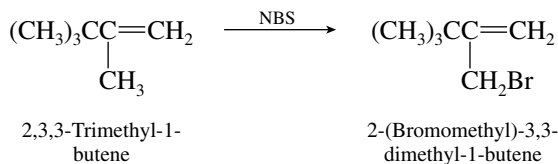
The allylic radical formed in the first step abstracts a bromine atom from Br_2 in the second propagation step.



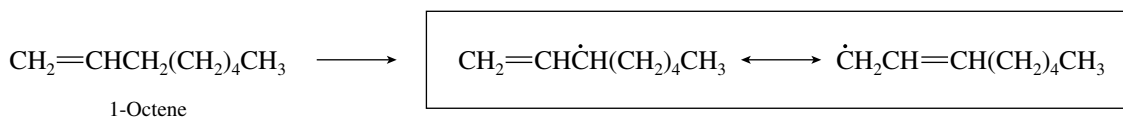
- 10.5** Write both resonance forms of the allylic radicals produced by hydrogen atom abstraction from the alkene.



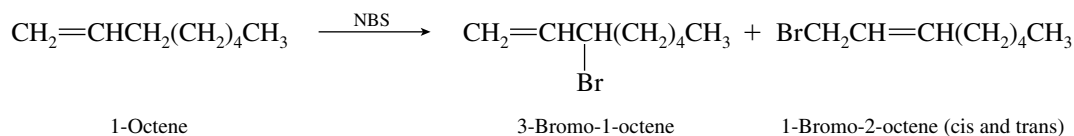
Both resonance forms are equivalent, and so 2,3,3-trimethyl-1-butene gives a single bromide on treatment with *N*-bromosuccinimide (NBS).



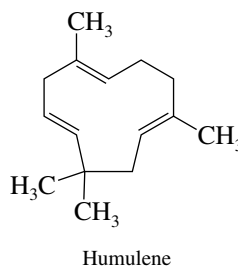
Hydrogen atom abstraction from 1-octene gives a radical in which the unpaired electron is delocalized between two nonequivalent positions.



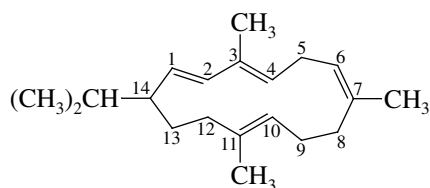
Allylic bromination of 1-octene gives a mixture of products



- 10.6** (b) All the double bonds in humulene are isolated, because they are separated from each other by one or more sp^3 carbon atoms.



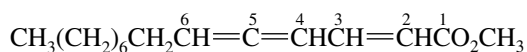
- (c) The C-1 and C-3 double bonds of cembrene are conjugated with each other.



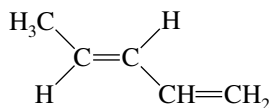
Cembrene

The double bonds at C-6 and C-10 are isolated from each other and from the conjugated diene system.

- (d) The sex attractant of the dried-bean beetle has a cumulated diene system involving C-4, C-5, and C-6. This allenic system is conjugated with the C-2 double bond.



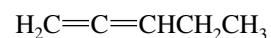
- 10.7** The more stable the isomer, the lower its heat of combustion. The conjugated diene is the most stable and has the lowest heat of combustion. The cumulated diene is the least stable and has the highest heat of combustion.



(*E*)-1,3-Pentadiene
Most stable
3186 kJ/mol
(761.6 kcal/mol)

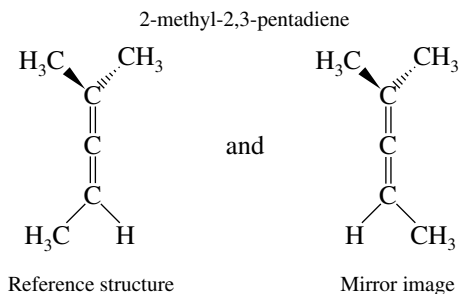


1,4-Pentadiene
3217 kJ/mol
(768.9 kcal/mol)

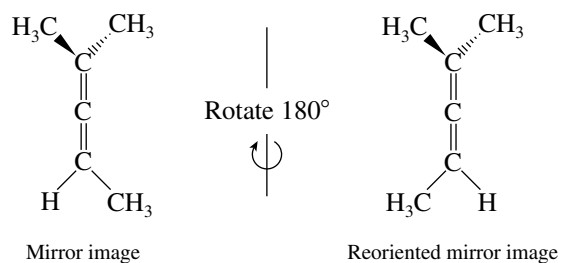


1,2-Pentadiene
Least stable
3251 kJ/mol
(777.1 kcal/mol)

- 10.8** Compare the mirror-image forms of each compound for superposability. For 2-methyl-2,3-pentadiene,

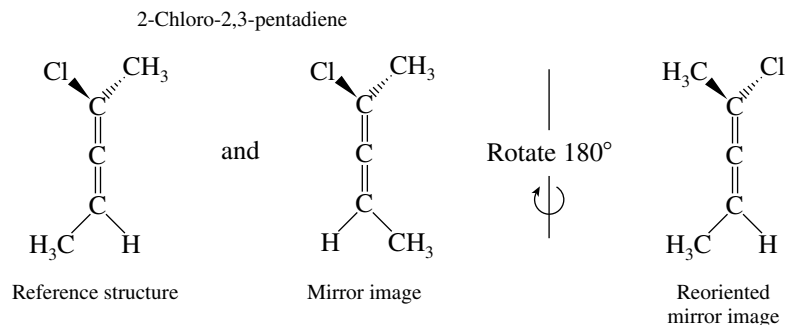


Rotation of the mirror image 180° around an axis passing through the three carbons of the $\text{C}=\text{C}=\text{C}$ unit demonstrates that the reference structure and its mirror image are superposable.

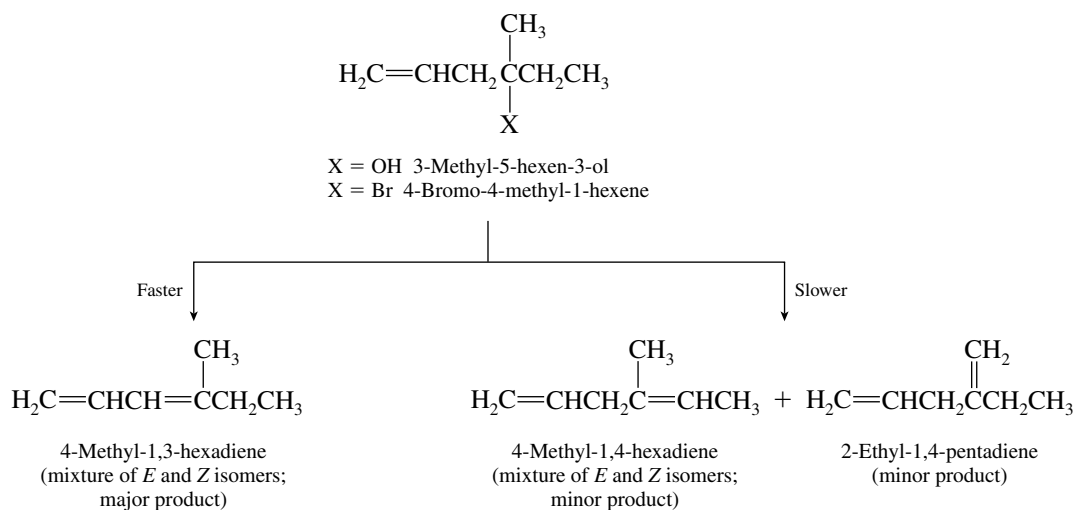


2-Methyl-2,3-pentadiene is an achiral allene.

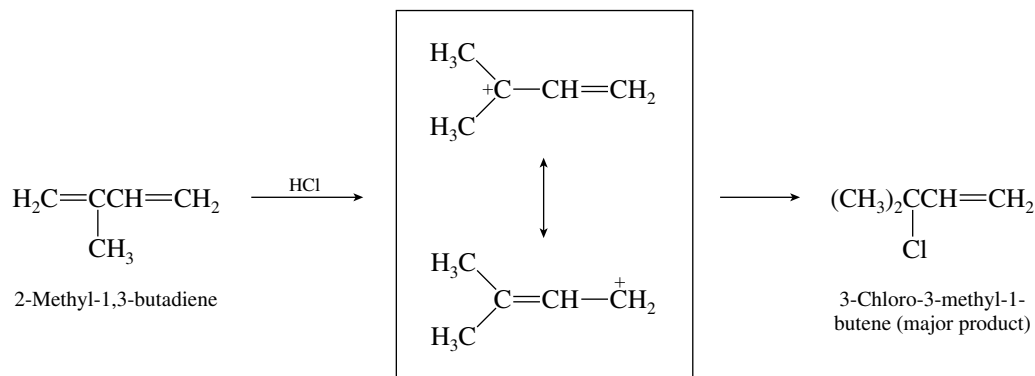
Comparison of the mirror-image forms of 2-chloro-2,3-pentadiene reveals that they are not superposable. 2-Chloro-2,3-pentadiene is a chiral allene.



- 10.9** Both starting materials undergo β -elimination to give a conjugated diene system. Two minor products result, both of which have isolated double bonds.

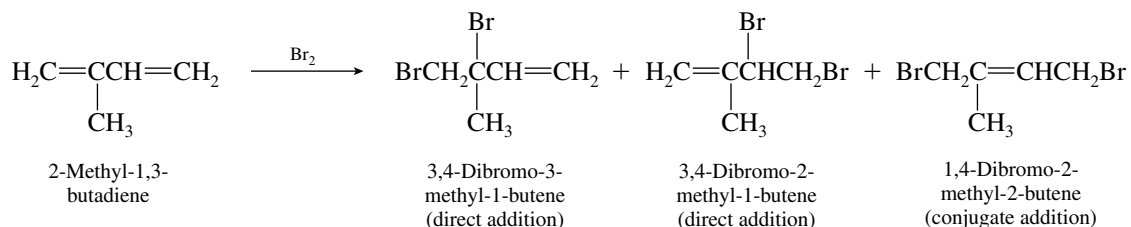


- 10.10** The best approach is to work through this reaction mechanistically. Addition of hydrogen halides always proceeds by protonation of one of the terminal carbons of the diene system. Protonation of C-1 gives an allylic cation for which the most stable resonance form is a tertiary carbocation. Protonation of C-4 would give a less stable allylic carbocation for which the most stable resonance form is a secondary carbocation.

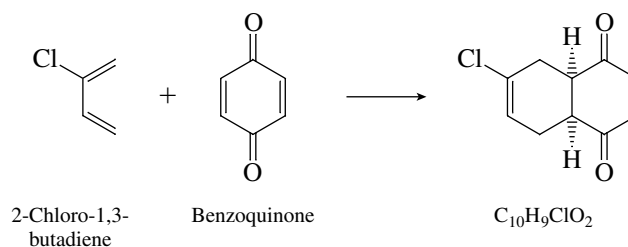


Under kinetically controlled conditions the carbocation is captured at the carbon that bears the greatest share of positive charge, and the product is the tertiary chloride.

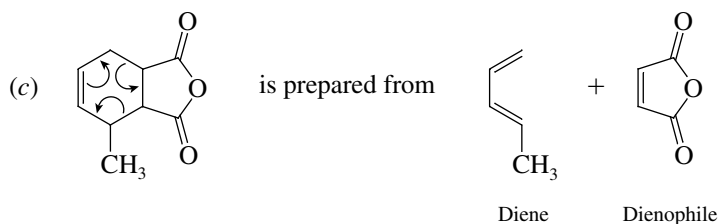
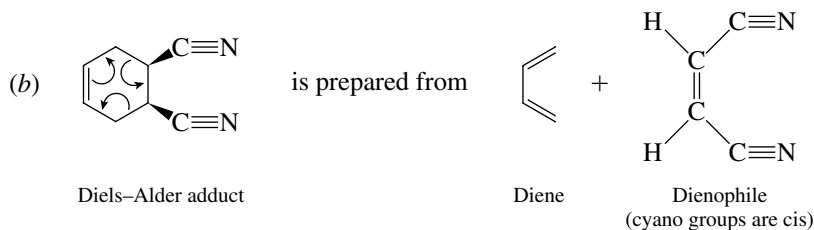
- 10.11** The two double bonds of 2-methyl-1,3-butadiene are not equivalent, and so two different products of direct addition are possible, along with one conjugate addition product.



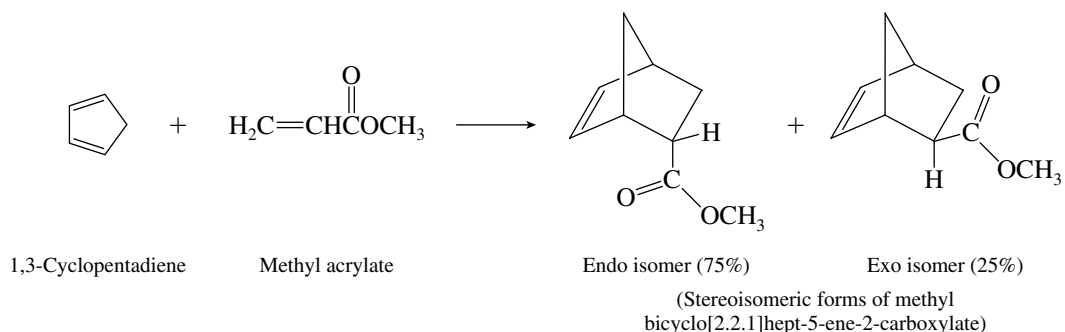
- 10.12** The molecular formula of the product, $\text{C}_{10}\text{H}_9\text{ClO}_2$, is that of a 1:1 Diels–Alder adduct between 2-chloro-1,3-butadiene and benzoquinone.



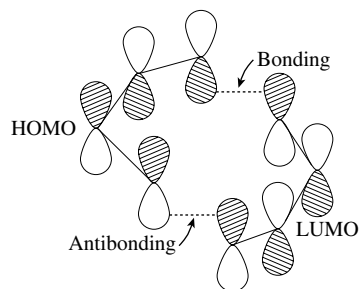
- 10.13** “Unravel” the Diels–Alder adduct as described in the sample solution to part (a).



- 10.14** Two stereoisomeric Diels–Alder adducts are possible from the reaction of 1,3-cyclopentadiene and methyl acrylate. In one stereoisomer the CO_2CH_3 group is syn to the $\text{HC}=\text{CH}$ bridge, and is called the *endo* isomer. In the other stereoisomer the CO_2CH_3 group is anti to the $\text{HC}=\text{CH}$ bridge and is called the *exo* isomer.



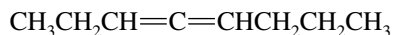
- 10.15** An electrophile is by definition an *electron-seeker*. When an electrophile attacks ethylene, it interacts with the π orbital because this is the orbital that contains electrons. The π^* orbital of ethylene is unoccupied.
- 10.16** Analyze the reaction of two butadiene molecules by the Woodward–Hoffmann rules by examining the symmetry properties of the highest occupied molecular orbital (HOMO) of one diene and the lowest unoccupied molecular orbital (LUMO) of the other.



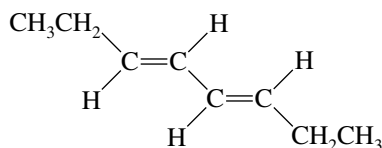
This reaction is forbidden by the Woodward–Hoffmann rules. Both interactions involving the ends of the dienes need to be bonding for concerted cycloaddition to take place. Here, one is bonding and the other is antibonding.

- 10.17** Dienes and trienes are named according to the IUPAC convention by replacing the *-ane* ending of the alkane with *-adiene* or *-atriene* and locating the positions of the double bonds by number. The stereoisomers are identified as *E* or *Z* according to the rules established in Chapter 5.

(a) 3,4-Octadiene:



(b) (*E,E*)-3,5-Octadiene:



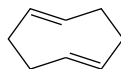
(c) (*Z,Z*)-1,3-Cyclooctadiene:



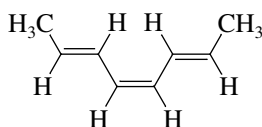
(d) (*Z,Z*)-1,4-Cyclooctadiene:



(e) (*E,E*)-1,5-Cyclooctadiene:



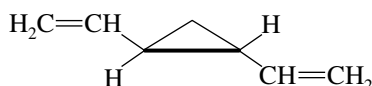
(f) (*2E,4Z,6E*)-2,4,6-Octatriene:



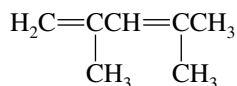
(g) 5-Allyl-1,3-cyclopentadiene:

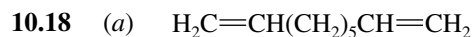


(h) *trans*-1,2-Divinylcyclopropane:

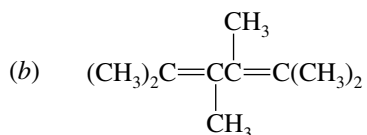


(i) 2,4-Dimethyl-1,3-pentadiene:

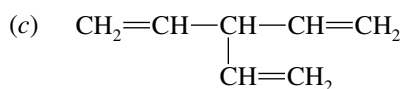




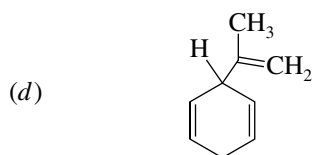
1,8-Nonadiene



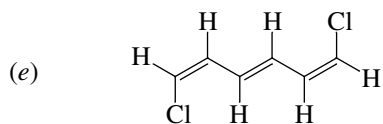
2,3,4,5-Tetramethyl-2,4-hexadiene



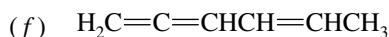
3-Vinyl-1,4-pentadiene



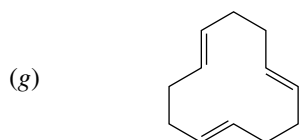
3-Isopropenyl-1,4-cyclohexadiene



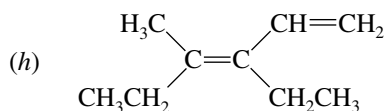
(1Z,3E,5Z)-1,6-Dichloro-1,3,5-hexatriene



1,2,4-Hexatriene

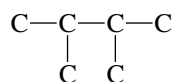


(1E,5E,9E)-1,5,9-Cyclododecatriene

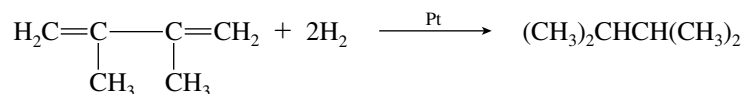


(E)-3-Ethyl-4-methyl-1,3-hexadiene

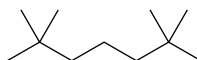
- 10.19 (a) Since the product is 2,3-dimethylbutane we know that the carbon skeleton of the starting material must be



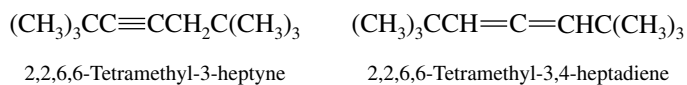
Since 2,3-dimethylbutane is C_6H_{14} and the starting material is C_6H_{10} , two molecules of H_2 must have been taken up and the starting material must have two double bonds. The starting material can only be 2,3-dimethyl-1,3-butadiene.



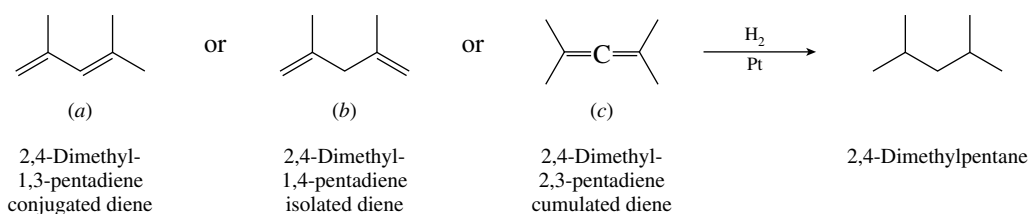
- (b) Write the carbon skeleton corresponding to 2,2,6,6-tetramethylheptane.



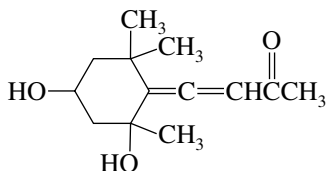
Compounds of molecular formula $C_{11}H_{20}$ have two double bonds or one triple bond. The only compounds with the proper carbon skeleton are the alkyne and the allene shown.



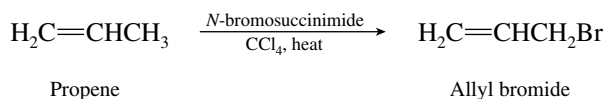
- 10.20 The dienes that give 2,4-dimethylpentane on catalytic hydrogenation must have the same carbon skeleton as that alkane.



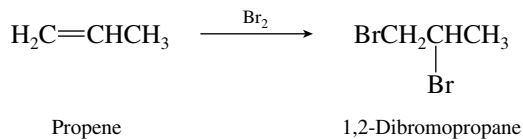
- 10.21 The important piece of information that allows us to complete the structure properly is that the ant repellent is an *allenic* substance. The allenic unit cannot be incorporated into the ring, because the three carbons must be collinear. The only possible constitution is therefore



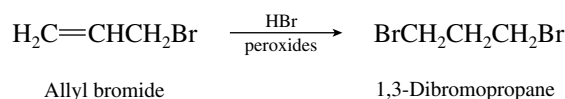
- 10.22 (a) Allylic halogenation of propene with *N*-bromosuccinimide gives allyl bromide.



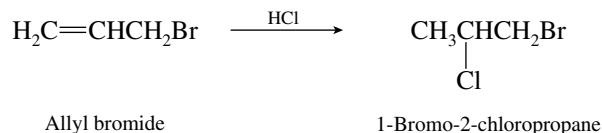
- (b) Electrophilic addition of bromine to the double bond of propene gives 1,2-dibromopropane.



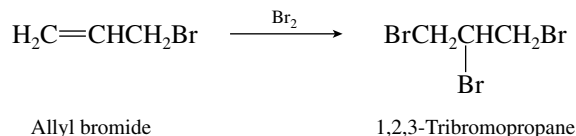
- (c) 1,3-Dibromopropane is made from allyl bromide from part (a) by free-radical addition of hydrogen bromide.



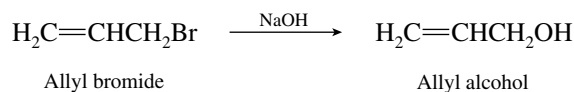
- (d) Addition of hydrogen chloride to allyl bromide proceeds in accordance with Markovnikov's rule.



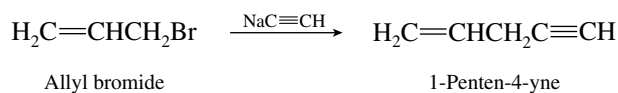
- (e) Addition of bromine to allyl bromide gives 1,2,3-tribromopropane.



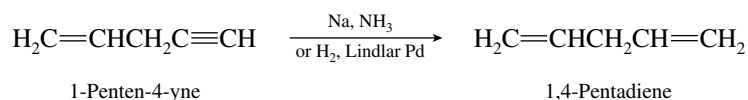
- (f) Nucleophilic substitution by hydroxide on allyl bromide gives allyl alcohol.



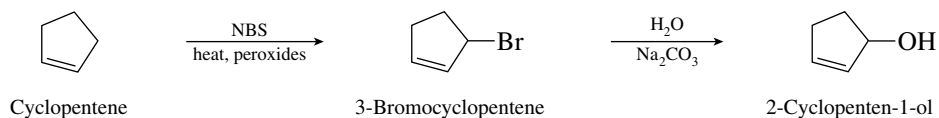
- (g) Alkylation of sodium acetylide using allyl bromide gives the desired 1-penten-4-yne.



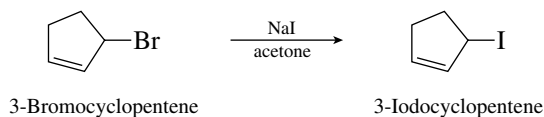
- (h) Sodium–ammonia reduction of 1-penten-4-yne reduces the triple bond but leaves the double bond intact. Hydrogenation over Lindlar palladium could also be used.



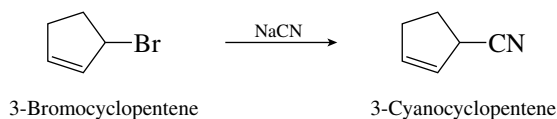
- 10.23** (a) The desired allylic alcohol can be prepared by hydrolysis of an allylic halide. Cyclopentene can be converted to an allylic bromide by free-radical bromination with *N*-bromosuccinimide (NBS).



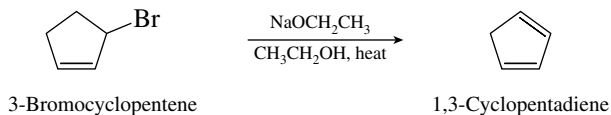
- (b) Reaction of the allylic bromide from part (a) with sodium iodide in acetone converts it to the corresponding iodide.



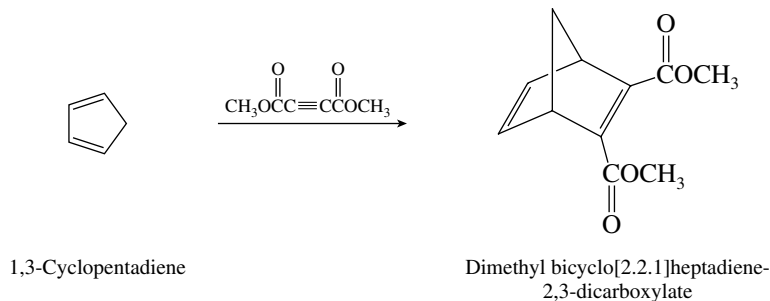
- (c) Nucleophilic substitution by cyanide converts the allylic bromide to 3-cyanocyclopentene.



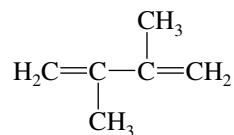
- (d) Reaction of the allylic bromide with a strong base will yield cyclopentadiene by an E2 elimination.



- (e) Cyclopentadiene formed in part (d) is needed in order to form the required Diels–Alder adduct.

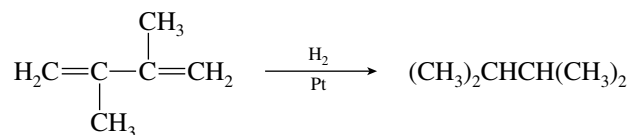


10.24 The starting material in all cases is 2,3-dimethyl-1,3-butadiene.

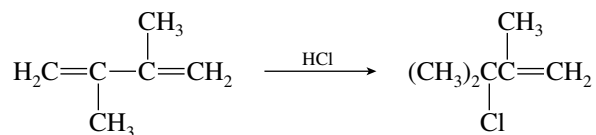


2,3-Dimethyl-1,3-butadiene

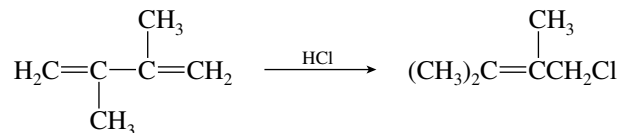
- (a) Hydrogenation of both double bonds will occur to yield 2,3-dimethylbutane.



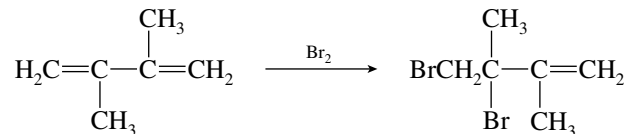
- (b) Direct addition of 1 mol of hydrogen chloride will give the product of Markovnikov addition to one of the double bonds, 3-chloro-2,3-dimethyl-1-butene.



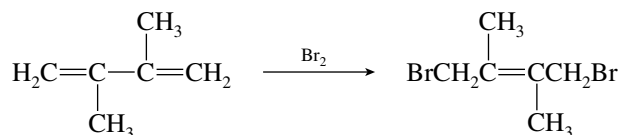
- (c) Conjugate addition will lead to double bond migration and produce 1-chloro-2,3-dimethyl-2-butene.



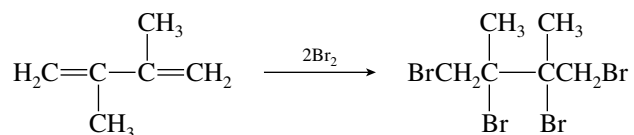
- (d) The direct addition product is 3,4-dibromo-2,3-dimethyl-1-butene.



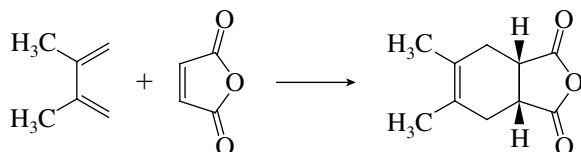
- (e) The conjugate addition product will be 1,4-dibromo-2,3-dimethyl-2-butene.



- (f) Bromination of both double bonds will lead to 1,2,3,4-tetrabromo-2,3-dimethylbutane irrespective of whether the first addition step occurs by direct or conjugate addition.



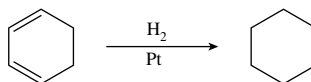
- (g) The reaction of a diene with maleic anhydride is a Diels–Alder reaction.



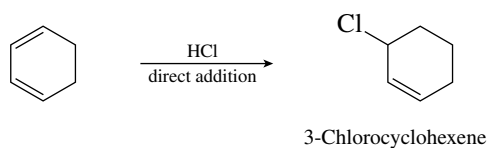
10.25 The starting material in all cases is 1,3-cyclohexadiene.



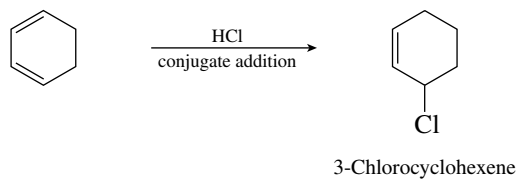
- (a) Cyclohexane will be the product of hydrogenation of 1,3-cyclohexadiene:



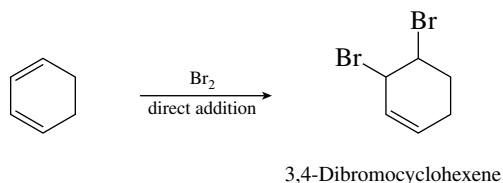
- (b) Direct addition will occur according to Markovnikov's rule to give 3-chlorocyclohexene



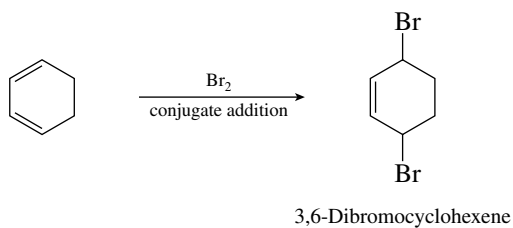
- (c) The product of conjugate addition is 3-chlorocyclohexene also. Direct addition and conjugate addition of hydrogen chloride to 1,3-cyclohexadiene give the same product.



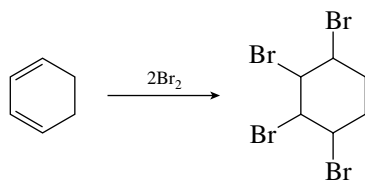
- (d) Bromine can add directly to one of the double bonds to give 3,4-dibromocyclohexene:



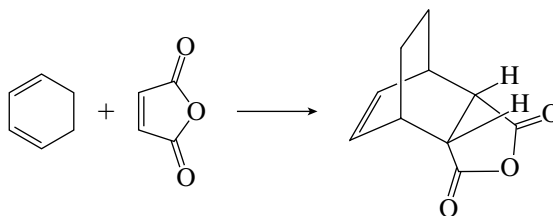
- (e) Conjugate addition of bromine will give 3,6-dibromocyclohexene:



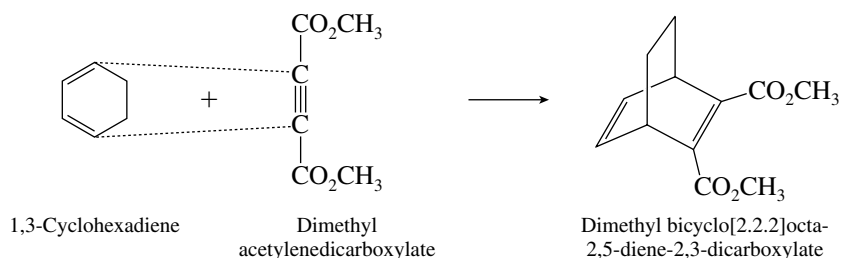
- (f) Addition of 2 moles of bromine will yield 1,2,3,4-tetrabromocyclohexane.



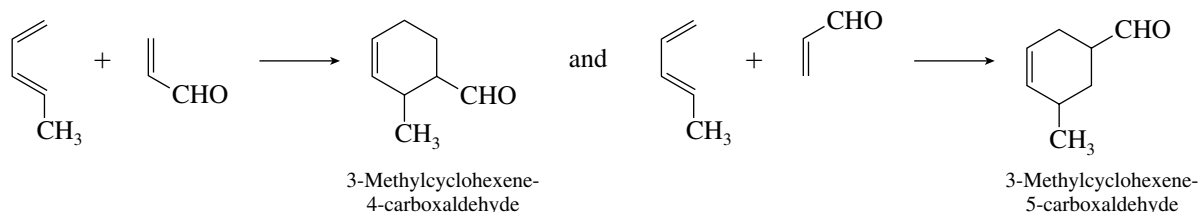
- (g) The constitution of the Diels–Alder adduct of 1,3-cyclohexadiene and maleic anhydride will have a bicyclo [2.2.2]octyl carbon skeleton.



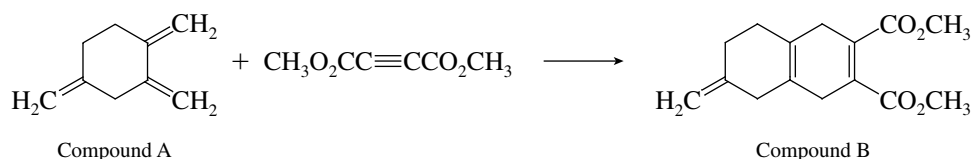
- 10.26 Bond formation takes place at the end of the diene system to give a bridged bicyclic ring system.



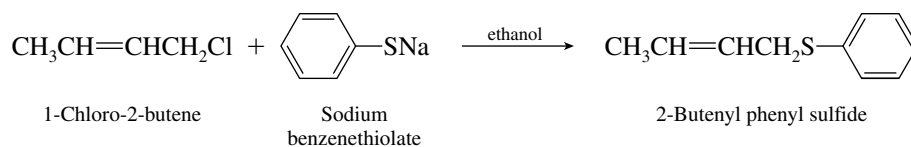
- 10.27 The two Diels–Alder adducts formed in the reaction of 1,3-pentadiene with acrolein arise by the two alignments shown:



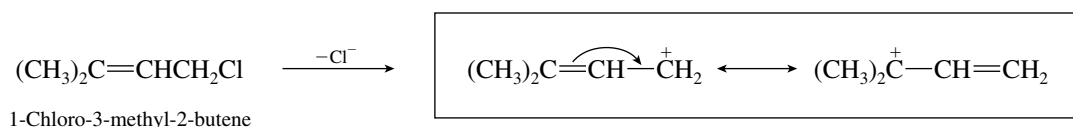
- 10.28 Compound B arises by way of a Diels–Alder reaction between compound A and dimethyl acetylenedicarboxylate. Compound A must therefore have a conjugated diene system.



- 10.29 The reaction is a nucleophilic substitution in which the nucleophile ($\text{C}_6\text{H}_5\text{S}^-$) becomes attached to the carbon that bore the chloride leaving group. Allylic rearrangement is not observed; therefore, it is reasonable to conclude that an allylic carbocation is *not* involved. The mechanism is $\text{S}_{\text{N}}2$.

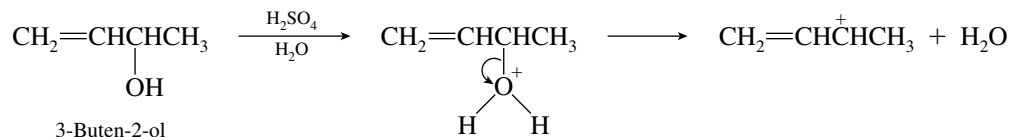


- 10.30 (a) Solvolysis of $(\text{CH}_3)_2\text{C}=\text{CHCH}_2\text{Cl}$ in ethanol proceeds by an $\text{S}_{\text{N}}1$ mechanism and involves a carbocation intermediate.

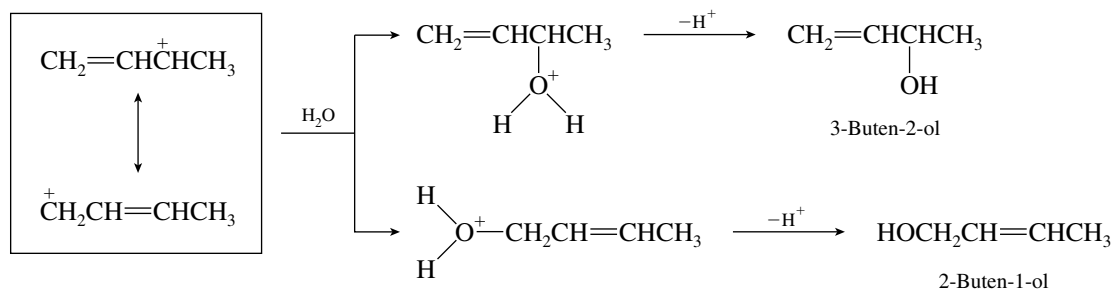


This carbocation has some of the character of a tertiary carbocation. It is more stable and is therefore formed faster than allyl cation, $\text{CH}_2=\text{CH}\overset{+}{\text{C}}\text{H}_2$.

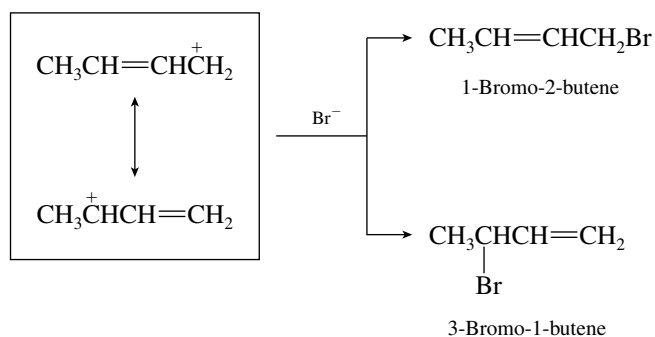
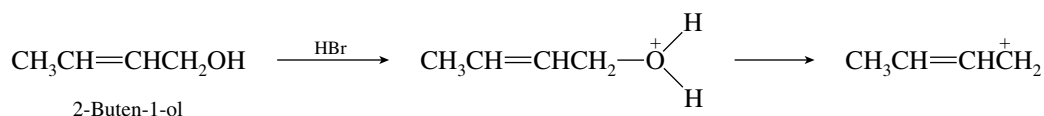
- (b) An allylic carbocation is formed from the alcohol in the presence of an acid catalyst.



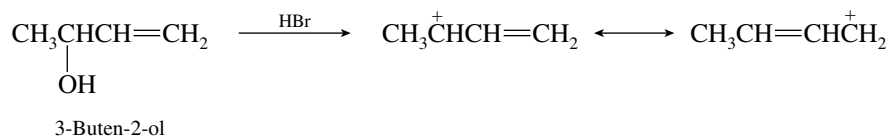
This carbocation is a delocalized one and can be captured at either end of the allylic system by water acting as a nucleophile.



- (c) Hydrogen bromide converts the alcohol to an allylic carbocation. Bromide ion captures this carbocation at either end of the delocalized allylic system.

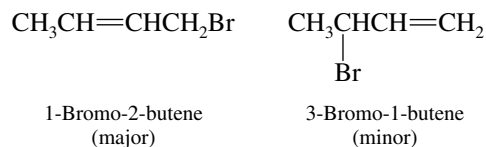


- (d) The same delocalized carbocation is formed from 3-buten-2-ol as from 2-buten-1-ol.



Since this carbocation is the same as the one formed in part (c), it gives the same mixture of products when it reacts with bromide.

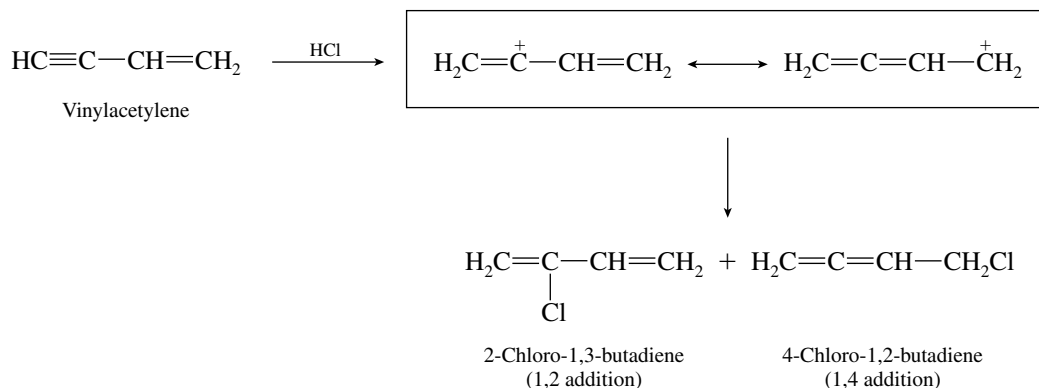
- (e) We are told that the major product is 1-bromo-2-butene, not 3-bromo-1-butene.



The major product is the more stable one. It is a primary rather than a secondary halide and contains a more substituted double bond. The reaction is therefore governed by thermodynamic (equilibrium) control.

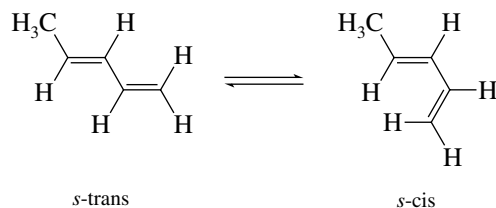
- 10.31** Since both products of reaction of hydrogen chloride with vinylacetylene are chloro-substituted dienes, the first step in addition must involve the triple bond. The carbocation produced is an allylic

vinyl cation for which two Lewis structures may be written. Capture of this cation gives the products of 1,2 and 1,4 addition. The 1,2 addition product is more stable because of its conjugated system. The observations of the experiment tell us that the 1,4 addition product is formed faster, although we could not have predicted that.

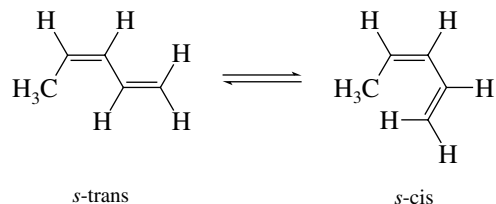


10.32 (a) The two equilibria are:

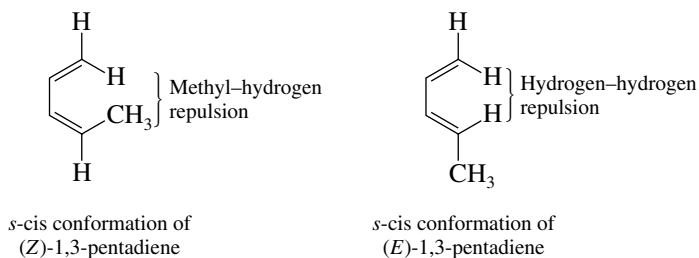
For (E)-1,3-pentadiene:



For (Z)-1,3-pentadiene:



(b) The *s*-cis conformation of (Z)-1,3-pentadiene is destabilized by van der Waals strain involving the methyl group.

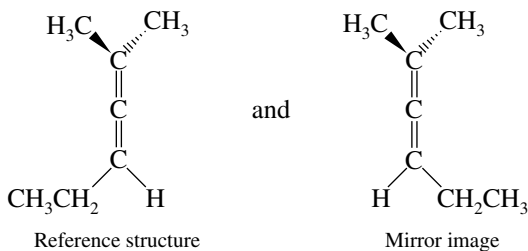


The equilibrium favors the *s*-trans conformation of (Z)-1,3-pentadiene more than it does that of the *E* isomer because the *s*-cis conformation of the *Z* isomer has more van der Waals strain.

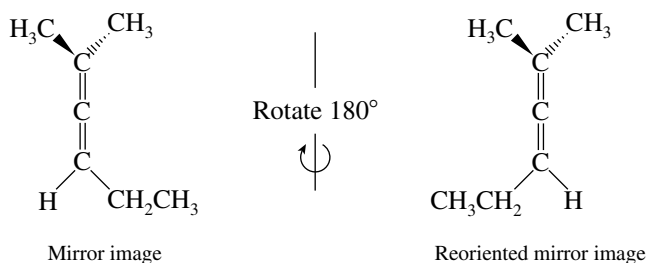
10.33 Compare the mirror-image forms of each compound for superposability.

(a)

2-Methyl-2,3-hexadiene

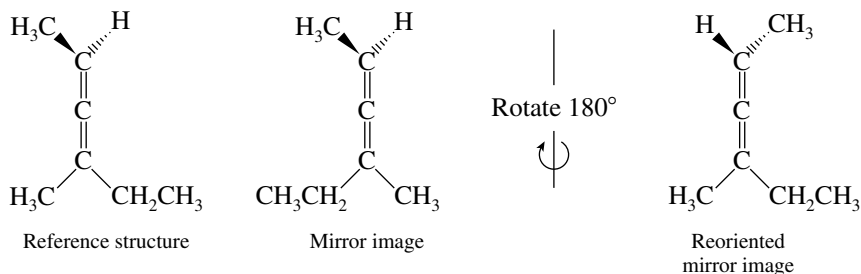


Rotation of the mirror image 180° around an axis passing through the three carbons of the $C=C=C$ unit demonstrates that the reference structure and its mirror image are superposable.



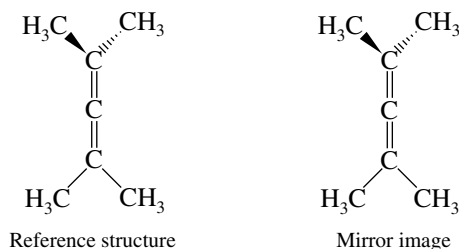
2-Methyl-2,3-hexadiene is an achiral allene.

(b) The two mirror-image forms of 4-methyl-2,3-hexadiene are as shown:



The two structures cannot be superposed. 4-Methyl-2,3-hexadiene is chiral. Rotation of either representation 180° around an axis that passes through the three carbons of the $C=C=C$ unit leads to superposition of the groups at the “bottom” carbon but not at the “top.”

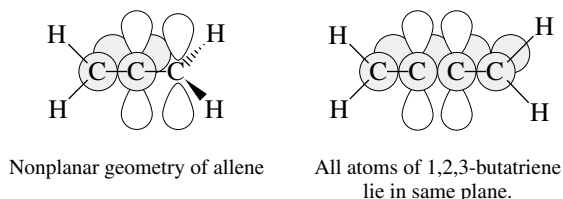
(c) 2,4-Dimethyl-2,3-pentadiene is achiral. Its two mirror-image forms are superposable.



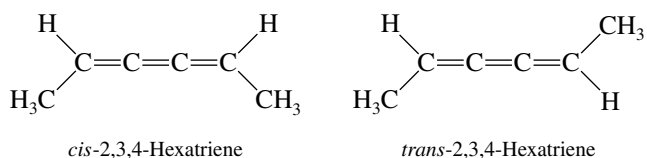
The molecule has two planes of symmetry defined by the three carbons of each CH_3CCH_3 unit.

10.34 (a) Carbons 2 and 3 of 1,2,3-butatriene are sp -hybridized, and the bonding is an extended version of that seen in allene. Allene is nonplanar; its two CH_2 units must be in perpendicular planes in order to maximize overlap with the two mutually perpendicular p orbitals at C-2. With one

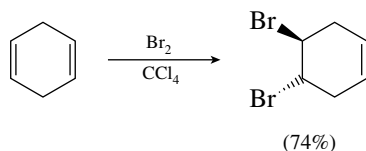
more *sp*-hybridized carbon, 1,2,3-butatriene has an “extra turn” in its carbon chain, making the molecule **planar**.



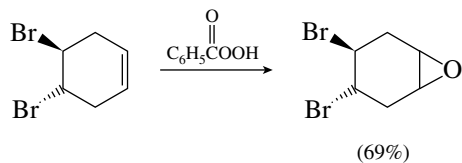
(b) The planar geometry of the cumulated triene system leads to the situation where *cis* and *trans* stereoisomers are possible for 2,3,4-hexatriene ($\text{CH}_3\text{CH}=\text{C}=\text{C}=\text{CHCH}_3$). *Cis*-*trans* stereoisomers are diastereomers of each other.



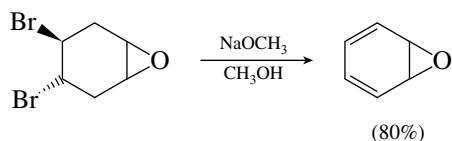
10.35 Reaction (a) is an electrophilic addition of bromine to an alkene; the appropriate reagent is **bromine in carbon tetrachloride**.



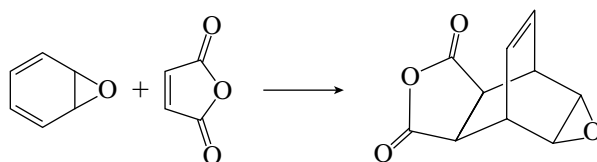
Reaction (b) is an epoxidation of an alkene, for which almost any peroxy acid could be used. **Peroxybenzoic acid** was actually used.



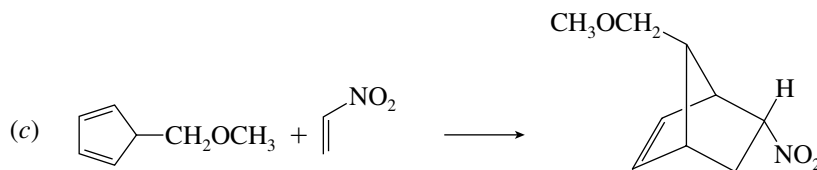
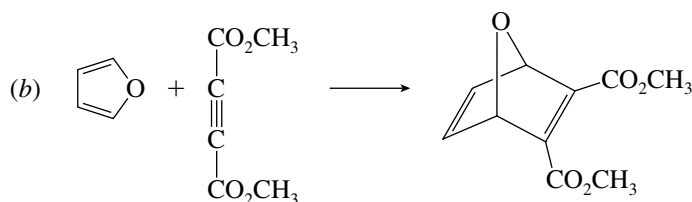
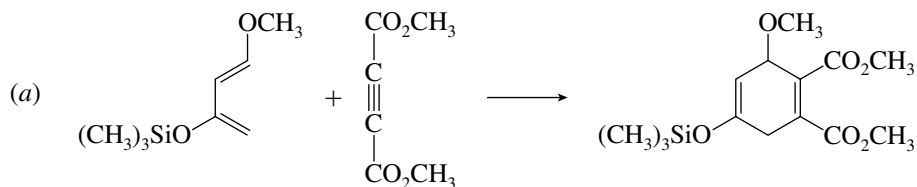
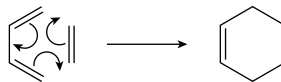
Reaction (c) is an elimination reaction of a vicinal dibromide to give a conjugated diene and requires E2 conditions. **Sodium methoxide in methanol** was used.



Reaction (d) is a Diels–Alder reaction in which the dienophile is **maleic anhydride**. The dienophile adds from the side opposite that of the epoxide ring.

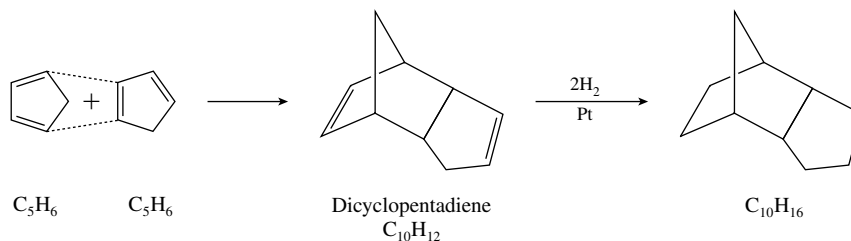


- 10.36 To predict the constitution of the Diels–Alder adducts, we can ignore the substituents and simply remember that the fundamental process is



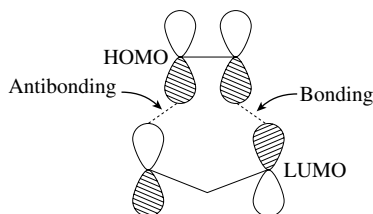
- 10.37 The carbon skeleton of dicyclopentadiene must be the same as that of its hydrogenation product, and dicyclopentadiene must contain two double bonds, since 2 mol of hydrogen are consumed in its hydrogenation ($C_{10}H_{12} \longrightarrow C_{10}H_{16}$).

The molecular formula of dicyclopentadiene ($C_{10}H_{12}$) is twice that of 1,3-cyclopentadiene (C_5H_6), and its carbon skeleton suggests that 1,3-cyclopentadiene is undergoing a Diels–Alder reaction with itself. Therefore:



One molecule of 1,3-cyclopentadiene acts as the diene, and the other acts as the dienophile in this Diels–Alder reaction.

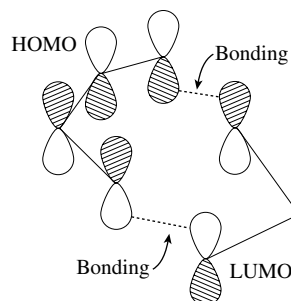
- 10.38 (a) Since allyl cation is positively charged, examine the process in which electrons “flow” from the HOMO of ethylene to the LUMO of allyl cation.



This reaction is forbidden. The symmetries of the orbitals are such that one interaction is bonding and the other is antibonding.

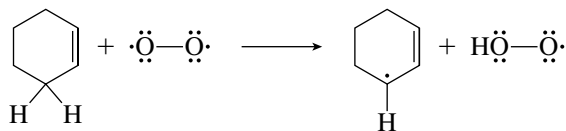
The same answer is obtained if the HOMO of allyl cation and the LUMO of ethylene are examined.

- (b) In this part of the exercise we consider the LUMO of allyl cation and the HOMO of 1,3-butadiene.

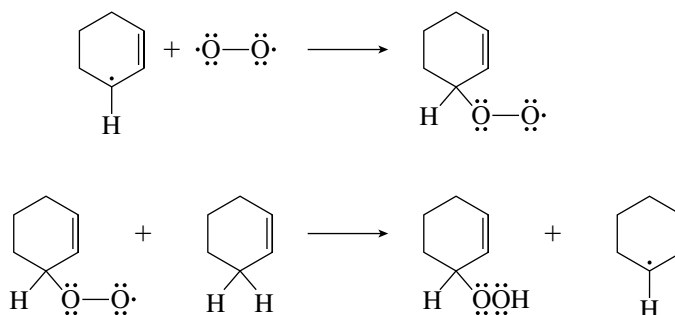


This reaction is allowed by the Woodward–Hoffmann rules. Both interactions are bonding. The same prediction would be arrived at if the HOMO of allyl cation and LUMO of 1,3-butadiene were the orbitals considered.

- 10.39** Since oxygen has two unpaired electrons, it can abstract a hydrogen atom from the allylic position of cyclohexene to give a free-radical intermediate.



The cyclohexenyl radical is resonance-stabilized. It reacts further via the following two propagation steps:



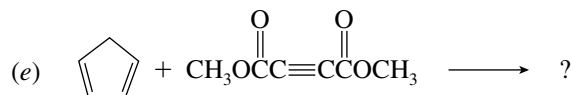
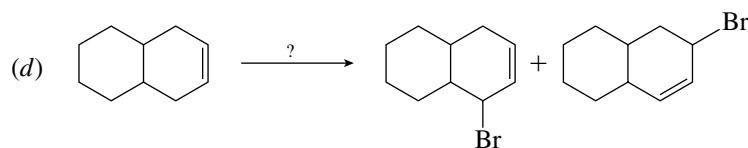
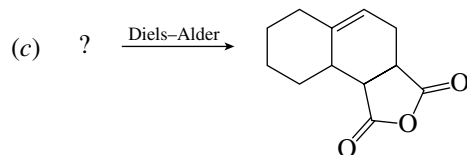
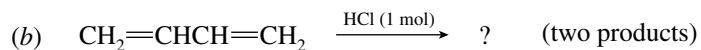
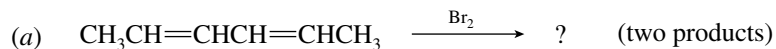
- 10.40–10.41** Solutions to molecular modeling exercises are not provided in this *Study Guide and Solutions Manual*. You should use *Learning By Modeling* for these exercises.

SELF-TEST

PART A

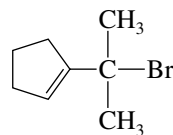
- A-1.** Give the structures of all the constitutionally isomeric alkadienes of molecular formula C_5H_8 . Indicate which are conjugated and which are allenes.
- A-2.** Provide the IUPAC name for each of the conjugated dienes of the previous problem, including stereoisomers.
- A-3.** Hydrolysis of 3-bromo-3-methylcyclohexene yields two isomeric alcohols. Draw their structures and the structure of the intermediate that leads to their formation.

A-4. Give the chemical structure of the reactant, reagent, or product omitted from each of the following:

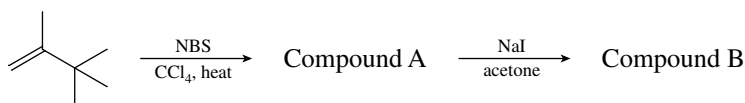


A-5. One of the isomeric conjugated dienes having the formula C_6H_8 is not able to react with a dienophile in a Diels-Alder reaction. Draw the structure of this compound.

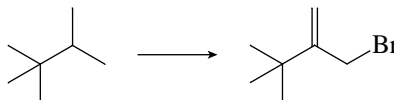
A-6. Draw the structure of the carbocation formed on ionization of the compound shown. A constitutional isomer of this compound gives the same carbocation; draw its structure.



A-7. Give the structures of compounds A and B in the following reaction scheme.



A-8. Give the reagents necessary to carry out the following conversion. Note that more than one reaction step is necessary.

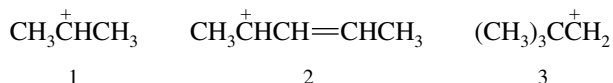


PART B

B-1. 2,3-Pentadiene, $\text{CH}_3\text{CH}=\text{C}=\text{CHCH}_3$, is

- A planar substance
- An allene
- A conjugated diene
- A substance capable of cis-trans isomerism

B-2. Rank the following carbocations in order of increasing stability (least \rightarrow most):

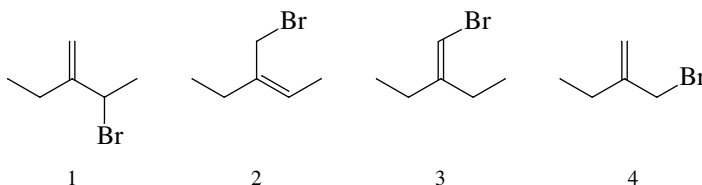


- (a) $1 < 2 < 3$ (c) $3 < 1 < 2$
 (b) $2 < 3 < 1$ (d) $2 < 1 < 3$

B-3. Hydrogenation of cyclohexene releases 120 kJ/mol (28.6 kcal/mol) of heat. Which of the following most likely represents the observed heat of hydrogenation of 1,3-cyclohexadiene?

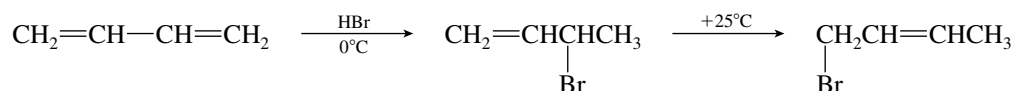
- (a) 232 kJ/mol (55.4 kcal/mol)
 (b) 240 kJ/mol (57.2 kcal/mol)
 (c) 247 kJ/mol (59.0 kcal/mol)
 (d) 120 kJ/mol (28.6 kcal/mol)

B-4. Which of the following compounds give the *same* carbocation on ionization?



- (a) 1 and 3 (c) 1 and 2
 (b) 2 and 4 (d) 1 and 4

B-5. For the following reactions the major products are shown:



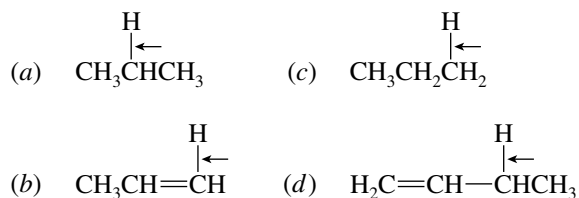
These provide an example of _____ control at low temperature and _____ control at higher temperature.

1

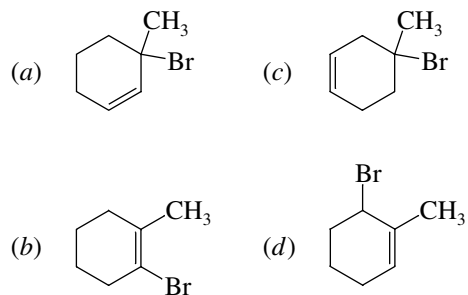
2

- (a) kinetic thermodynamic
 (b) thermodynamic kinetic
 (c) kinetic kinetic
 (d) thermodynamic thermodynamic

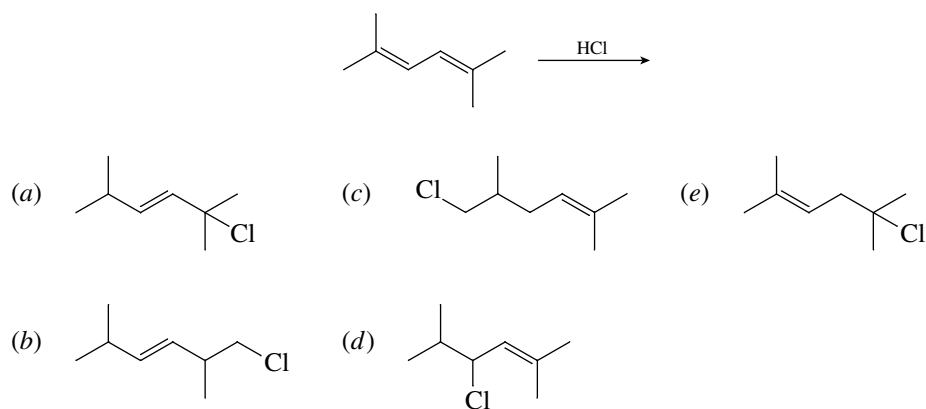
B-6. Which of the following C—H bonds would have the smallest bond dissociation energy?



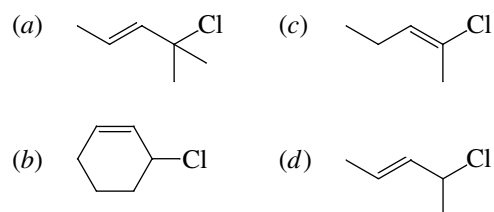
B-7. Which of the following compounds would undergo solvolysis (S_N1) most rapidly in aqueous ethanol?



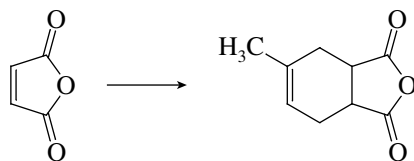
B-8. What is the product of 1,4-addition in the reaction shown?



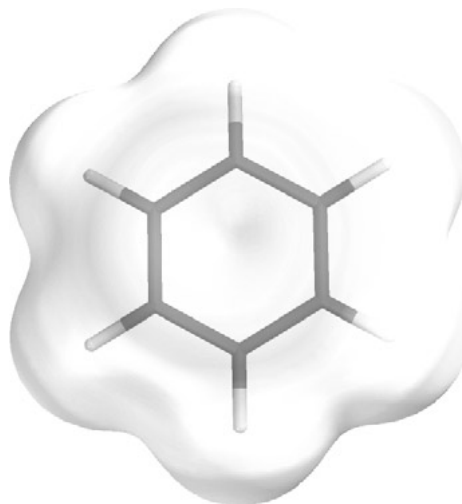
B-9. Which of the following compounds will undergo hydrolysis (S_N1) to give a mixture of two alcohols that are constitutional isomers?



B-10. What hydrocarbon reacts with the compound shown (on heating) to give the indicated product?



- (a) 2-Methyl-1-butene (d) 2-Methyl-1,3-butadiene
 (b) 2-Methyl-2-butene (e) 1,3-Pentadiene
 (c) 3-Methyl-1-butyne

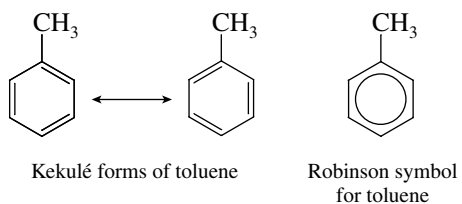


CHAPTER 11

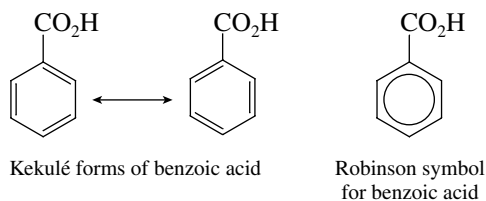
ARENES AND AROMATICITY

SOLUTIONS TO TEXT PROBLEMS

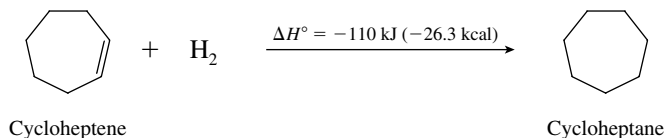
11.1 Toluene is $C_6H_5CH_3$; it has a methyl group attached to a benzene ring.



Benzoic acid has a $-CO_2H$ substituent on the benzene ring.

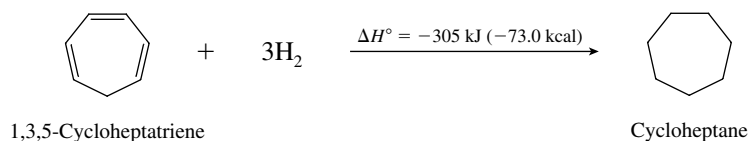


11.2 Given



and assuming that there is no resonance stabilization in 1,3,5-cycloheptatriene, we predict that its heat of hydrogenation will be three times that of cycloheptene or 330 kJ/mol (78.9 kcal/mol).

The measured heat of hydrogenation is

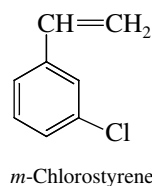


Therefore

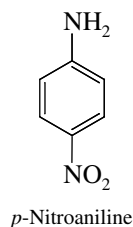
$$\begin{aligned}
 \text{Resonance energy} &= 330 \text{ kJ/mol (predicted for no delocalization)} - 305 \text{ kJ/mol (observed)} \\
 &= 25 \text{ kJ/mol (5.9 kcal/mol)}
 \end{aligned}$$

The value given in the text for the resonance energy of benzene (152 kJ/mol) is six times larger than this. 1,3,5-Cycloheptatriene is *not* aromatic.

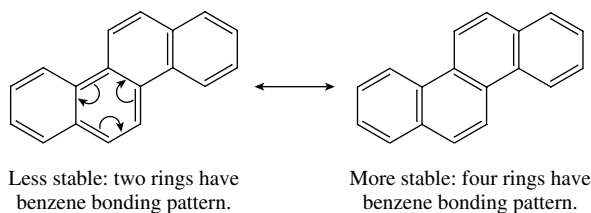
- 11.3 (b) The parent compound is styrene, $\text{C}_6\text{H}_5\text{CH}=\text{CH}_2$. The desired compound has a chlorine in the meta position.



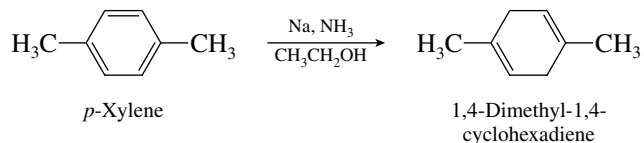
- (c) The parent compound is aniline, $\text{C}_6\text{H}_5\text{NH}_2$. *p*-Nitroaniline is therefore



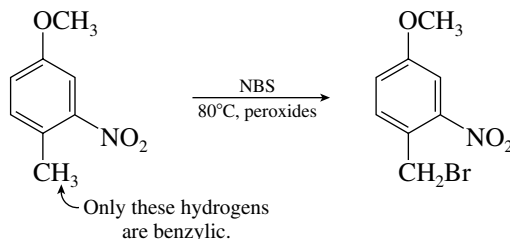
- 11.4 The most stable resonance form is the one that has the greatest number of rings that correspond to Kekulé formulations of benzene. For chrysenes, electrons are moved in pairs from the structure given to generate a more stable one:



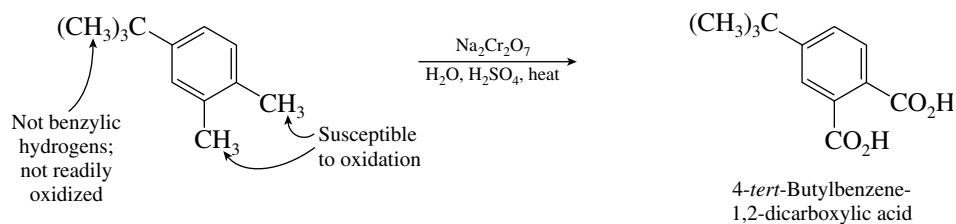
- 11.5 Birch reductions of monosubstituted arenes yield 1,4-cyclohexadiene derivatives in which the alkyl group is a substituent on the double bond. With *p*-xylene, both methyl groups are double-bond substituents in the product.



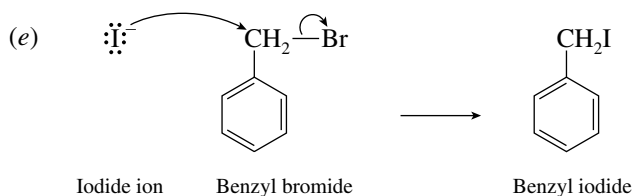
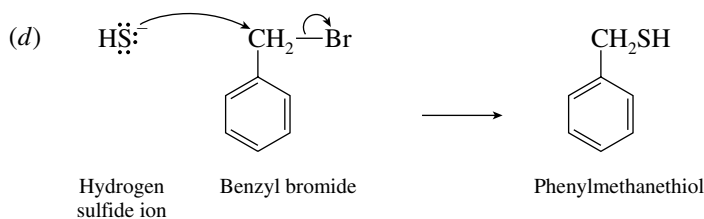
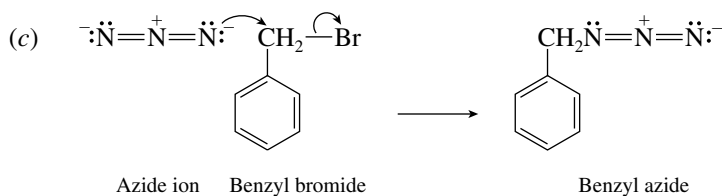
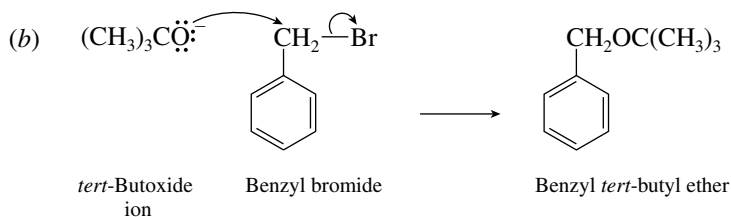
- 11.6 (b) Only the benzylic hydrogen is replaced by bromine in the reaction of 4-methyl-3-nitroanisole with *N*-bromosuccinimide.



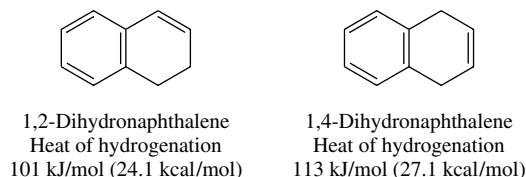
- 11.7 The molecular formula of the product is $C_{12}H_{14}O_4$. Since it contains four oxygens, the product must have two $-\text{CO}_2\text{H}$ groups. None of the hydrogens of a *tert*-butyl substituent on a benzene ring is benzylic, and so this group is inert to oxidation. Only the benzylic methyl groups of 4-*tert*-butyl-1,2-dimethylbenzene are susceptible to oxidation; therefore, the product is 4-*tert*-butylbenzene-1,2-dicarboxylic acid.



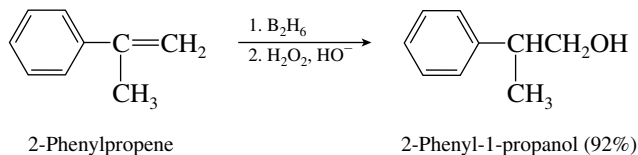
- 11.8 Each of these reactions involves nucleophilic substitution of the S_N2 type at the benzylic position of benzyl bromide.



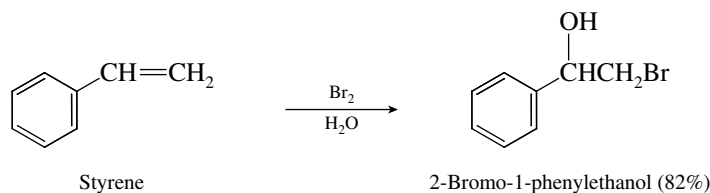
- 11.9 The dihydronaphthalene in which the double bond is conjugated with the aromatic ring is more stable; thus 1,2-dihydronaphthalene has a lower heat of hydrogenation than 1,4-dihydronaphthalene.



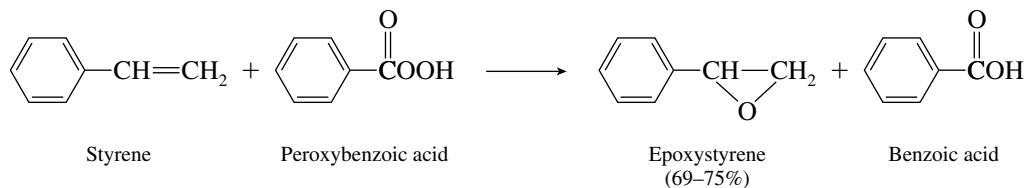
- 11.10 (b) The regioselectivity of alcohol formation by hydroboration–oxidation is opposite that predicted by Markovnikov’s rule.



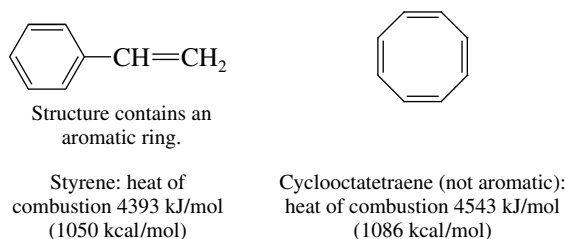
- (c) Bromine adds to alkenes in aqueous solution to give bromohydrins. A water molecule acts as a nucleophile, attacking the bromonium ion at the carbon that can bear most of the positive charge, which in this case is the benzylic carbon.



- (d) Peroxy acids convert alkenes to epoxides.



- 11.11 Styrene contains a benzene ring and will be appreciably stabilized by resonance, which makes it lower in energy than cyclooctatetraene.

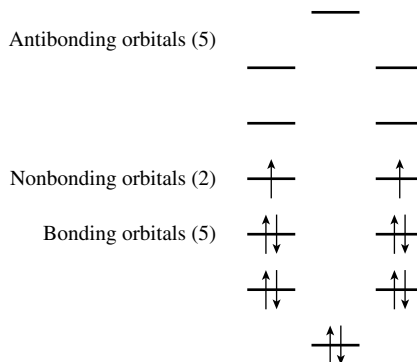


- 11.12 The dimerization of cyclobutadiene is a Diels–Alder reaction in which one molecule of cyclobutadiene acts as a diene and the other as a dienophile.



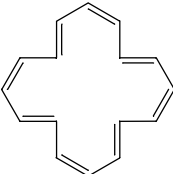
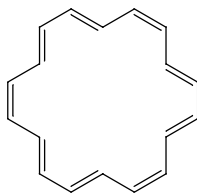


- 11.13 (b) Since twelve $2p$ orbitals contribute to the cyclic conjugated system of [12]-annulene, there will be 12π molecular orbitals. These MOs are arranged so that one is of highest energy, one is of lowest energy, and the remaining ten are found in pairs between the highest and lowest

energy orbitals. There are 12π electrons, and so the lowest 5 orbitals are each doubly occupied, whereas each of the next 2 orbitals—orbitals of equal energy—is singly occupied.

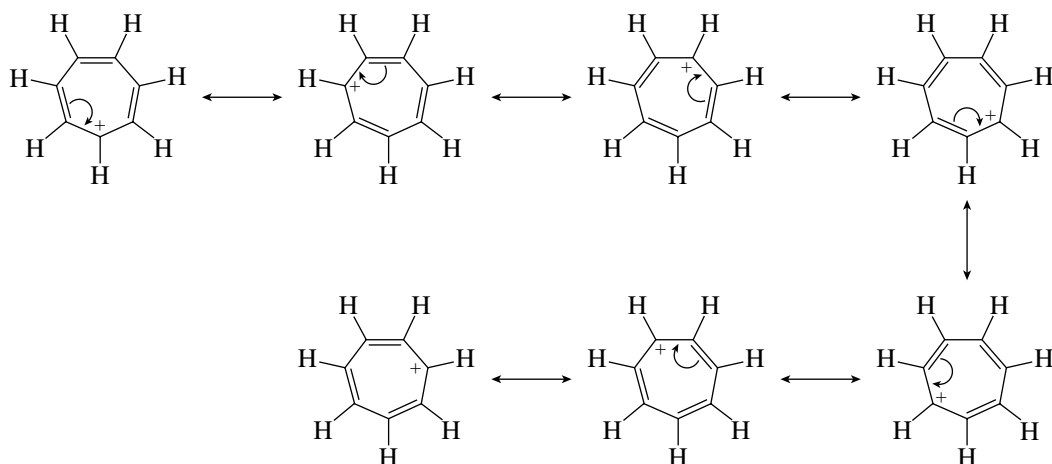


- 11.14** One way to evaluate the relationship between heats of combustion and structure for compounds that are not isomers is to divide the heat of combustion by the number of carbons so that heats of combustion are compared on a “per carbon” basis.

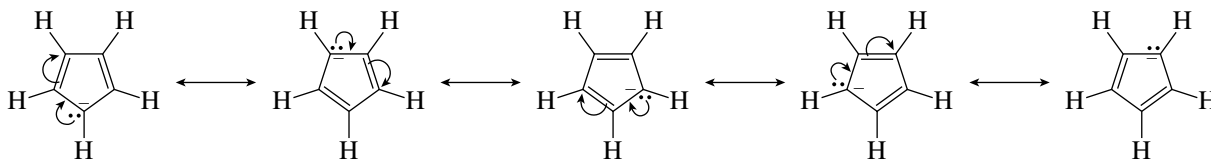
			
Benzene	Cyclooctatetraene	[16]-Annulene	[18]-Annulene
Heats of combustion:			
3265 kJ/mol (781 kcal/mol)	4543 kJ/mol (1086 kcal/mol)	9121 kJ/mol (2182 kcal/mol)	9806 kJ/mol (2346 kcal/mol)
Heats of combustion per carbon:			
544 kJ/mol (130 kcal/mol)	568 kJ/mol (136 kcal/mol)	570 kJ/mol (136 kcal/mol)	545 kJ/mol (130 kcal/mol)

As the data indicate (within experimental error), the heats of combustion *per carbon* of the two aromatic hydrocarbons, benzene and [18]-annulene, are equal. Similarly, the heats of combustion per carbon of the two nonaromatic hydrocarbons, cyclooctatetraene and [16]-annulene, are equal. The two aromatic hydrocarbons have heats of combustion per carbon that are less than those of the nonaromatic hydrocarbons. On a per carbon basis, the aromatic hydrocarbons have lower potential energy (are more stable) than the nonaromatic hydrocarbons.

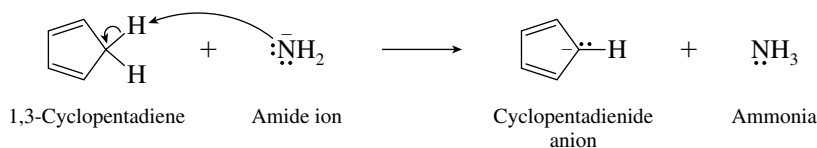
- 11.15** The seven resonance forms for tropylium cation (cycloheptatrienyl cation) may be generated by moving π electrons in pairs toward the positive charge. The resonance forms are simply a succession of allylic carbocations.



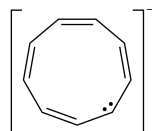
- 11.16** Resonance structures are generated for cyclopentadienide anion by moving the unshared electron pair from the carbon to which it is attached to a position where it becomes a shared electron pair in a π bond.



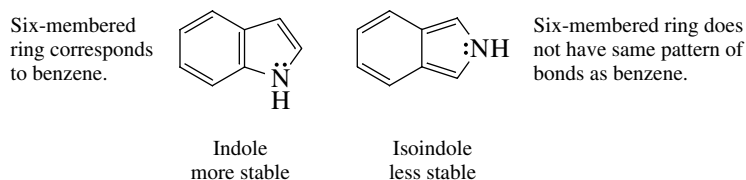
- 11.17** The process is an acid–base reaction in which cyclopentadiene transfers a proton to amide ion (the base) to give the aromatic cyclopentadienide anion. The sodium ion (Na^+) has been omitted from the equation.



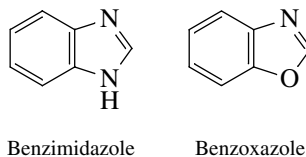
- 11.18** (b) Cyclononatetraenide anion has 10 π electrons; it is aromatic. The 10 π electrons are most easily seen by writing a Lewis structure for the anion: there are 2 π electrons for each of four double bonds, and the negatively charged carbon contributes 2.



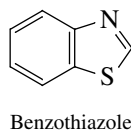
- 11.19** Indole is more stable than isoindole. Although the bonding patterns in both five-membered rings are the same, the six-membered ring in indole has a pattern of bonds identical to benzene and so is highly stabilized. The six-membered ring in isoindole is not of the benzene type.



- 11.20** The prefix *benz-* in benzimidazole (structure given in text) signifies that a benzene ring is fused to an imidazole ring. By analogy, benzoxazole has a benzene ring fused to oxazole.

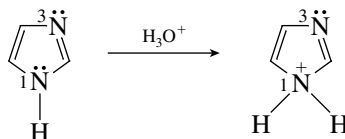


Similarly, benzothiazole has a benzene ring fused to thiazole.



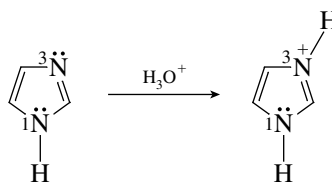
- 11.21 Write structural formulas for the species formed when a proton is transferred to either of the two nitrogens of imidazole.

Protonation of N-1:

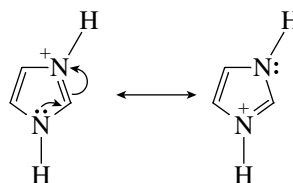


The species formed on protonation of N-1 is not aromatic. The electron pair of N-1 that contributes to the aromatic 6π -electron system of imidazole is no longer available for this purpose because it is used to form a covalent bond to the proton in the conjugate acid.

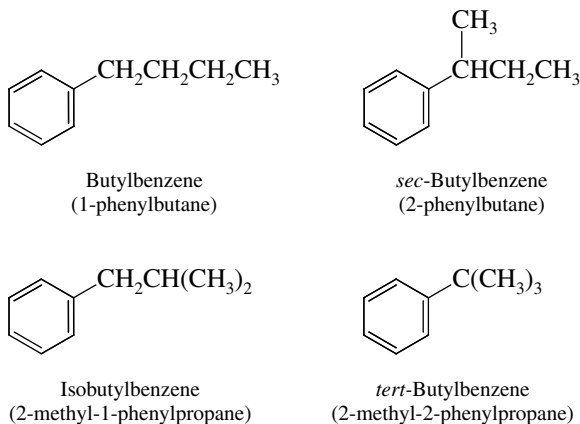
Protonation of N-3:



The species formed on protonation of N-3 is aromatic. Electron delocalization represented by the resonance forms shown allows the 6π -electron aromatic system of imidazole to be retained in its conjugate acid. The positive charge is shared equally by both nitrogens.

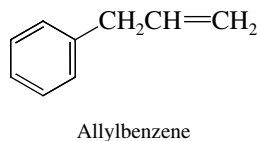


- 11.22 Since the problem requires that the benzene ring be monosubstituted, all that needs to be examined are the various isomeric forms of the C_4H_9 substituent.

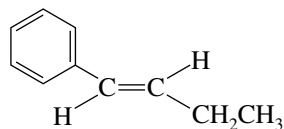


These are the four constitutional isomers. *sec*-Butylbenzene is chiral and so exists in enantiomeric *R* and *S* forms.

- 11.23 (a) An allyl substituent is $-\text{CH}_2\text{CH}=\text{CH}_2$.



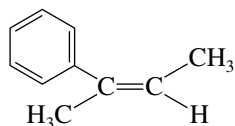
- (b) The constitution of 1-phenyl-1-butene is $C_6H_5CH=CHCH_2CH_3$. The *E* stereoisomer is



(*E*)-1-Phenyl-1-butene

The two higher ranked substituents, phenyl and ethyl, are on opposite sides of the double bond.

- (c) The constitution of 2-phenyl-2-butene is $CH_3C(=C)CH_2CH_3$. The *Z* stereoisomer is



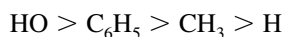
(*Z*)-2-Phenyl-2-butene

The two higher ranked substituents, phenyl and methyl, are on the same side of the double bond.

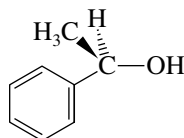
- (d) 1-Phenylethanol is chiral and has the constitution $CH_3CH(OH)C_6H_5$. Among the substituents



attached to the stereogenic center, the order of decreasing precedence is

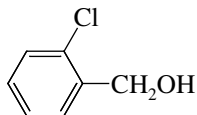


In the *R* enantiomer the three highest ranked substituents must appear in a clockwise sense in proceeding from higher ranked to next lower ranked when the lowest ranked substituent is directed away from you.

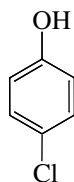


(*R*)-1-Phenylethanol

- (e) A benzyl group is $C_6H_5CH_2-$. Benzyl alcohol is therefore $C_6H_5CH_2OH$ and *o*-chlorobenzyl alcohol is

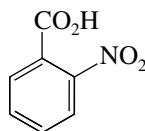


- (f) In *p*-chlorophenol the benzene ring bears a chlorine and a hydroxyl substituent in a 1,4-substitution pattern.



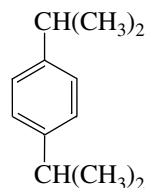
p-Chlorophenol

- (g) Benzenecarboxylic acid is an alternative IUPAC name for benzoic acid.



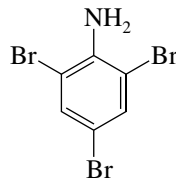
2-Nitrobenzenecarboxylic acid

- (h) Two isopropyl groups are in a 1,4 relationship in *p*-diisopropylbenzene.



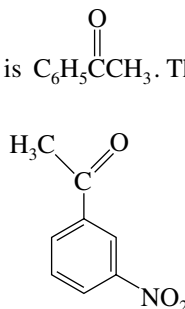
p-Diisopropylbenzene

- (i) Aniline is $C_6H_5NH_2$. Therefore



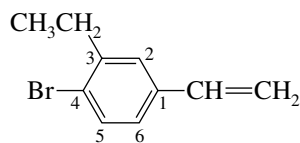
2,4,6-Tribromoaniline

- (j) Acetophenone (from text Table 11.1) is $C_6H_5C(=O)CH_3$. Therefore



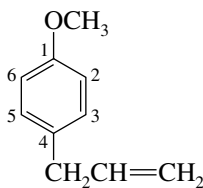
m-Nitroacetophenone

- (k) Styrene is $C_6H_5CH=CH_2$ and numbering of the ring begins at the carbon that bears the side chain.

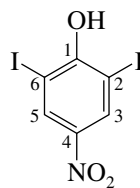


4-Bromo-3-ethylstyrene

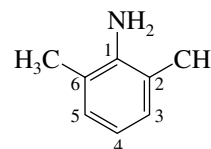
- 11.24** (a) Anisole is the name for $C_6H_5OCH_3$, and allyl is an acceptable name for the group $H_2C=CHCH_2-$. Number the ring beginning with the carbon that bears the methoxy group.
 (b) Phenol is the name for C_6H_5OH . The ring is numbered beginning at the carbon that bears the hydroxyl group, and the substituents are listed in alphabetical order.
 (c) Aniline is the name given to $C_6H_5NH_2$. This compound is named as a dimethyl derivative of aniline. Number the ring sequentially beginning with the carbon that bears the amino group.



Estragole
4-Allylanisole

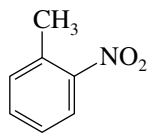


Diosphenol
2,6-Diiodo-4-nitrophenol

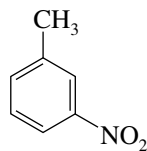


m-Xylidine
2,6-Dimethylaniline

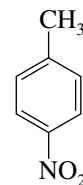
- 11.25 (a) There are three isomeric nitrotoluenes, because the nitro group can be ortho, meta, or para to the methyl group.



o-Nitrotoluene
(2-nitrotoluene)

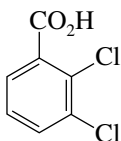


m-Nitrotoluene
(3-nitrotoluene)

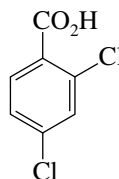


p-Nitrotoluene
(4-nitrotoluene)

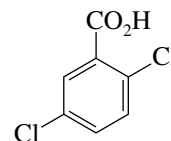
- (b) Benzoic acid is $C_6H_5CO_2H$. In the isomeric dichlorobenzoic acids, two of the ring hydrogens of benzoic acid have been replaced by chlorines. The isomeric dichlorobenzoic acids are



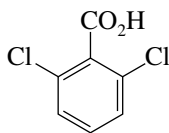
2,3-Dichlorobenzoic acid



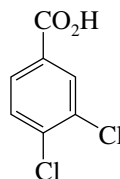
2,4-Dichlorobenzoic acid



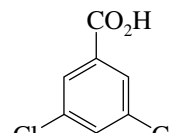
2,5-Dichlorobenzoic acid



2,6-Dichlorobenzoic acid



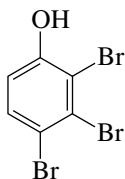
3,4-Dichlorobenzoic acid



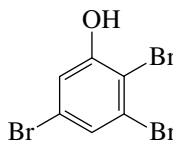
3,5-Dichlorobenzoic acid

The prefixes *o*-, *m*-, and *p*- may not be used in trisubstituted arenes; numerical prefixes are used. Note also that **benzenecarboxylic** may be used in place of **benzoic**.

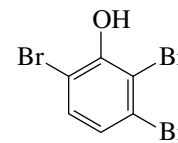
- (c) In the various tribromophenols, we are dealing with tetrasubstitution on a benzene ring. Again, *o*-, *m*-, and *p*- are not valid prefixes. The hydroxyl group is assigned position 1 because the base name is phenol.



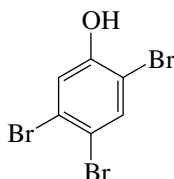
2,3,4-Tribromophenol



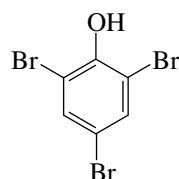
2,3,5-Tribromophenol



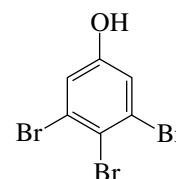
2,3,6-Tribromophenol



2,4,5-Tribromophenol

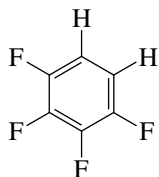


2,4,6-Tribromophenol

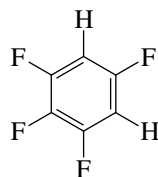


3,4,5-Tribromophenol

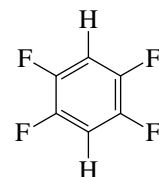
- (d) There are only three tetrafluorobenzenes. The two hydrogens may be ortho, meta, or para to each other.



1,2,3,4-Tetrafluorobenzene

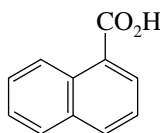


1,2,3,5-Tetrafluorobenzene

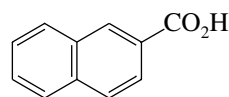


1,2,4,5-Tetrafluorobenzene

- (e) There are only two naphthalenecarboxylic acids.

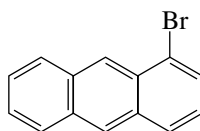


Naphthalene-1-carboxylic acid

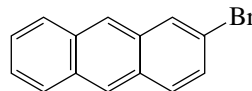


Naphthalene-2-carboxylic acid

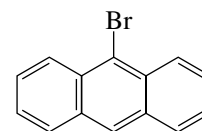
- (f) There are three isomeric bromoanthracenes. All other positions are equivalent to one of these.



1-Bromoanthracene

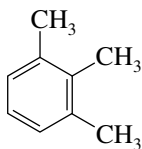


2-Bromoanthracene

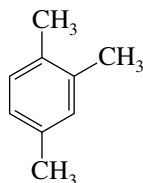


9-Bromoanthracene

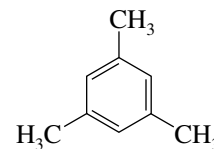
- 11.26 There are three isomeric trimethylbenzenes:



1,2,3-Trimethylbenzene



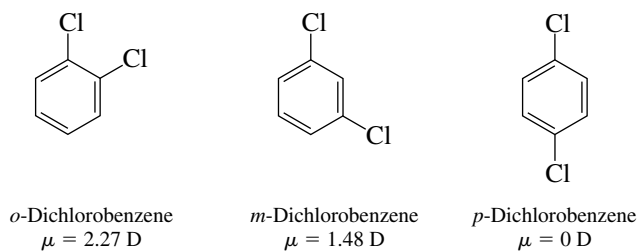
1,2,4-Trimethylbenzene



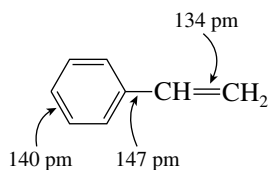
1,3,5-Trimethylbenzene

Their relative stabilities are determined by steric effects. Mesitylene (the 1,3,5-trisubstituted isomer) is the most stable because none of its methyl groups are ortho to any other methyl group. Ortho substituents on a benzene ring, depending on their size, experience van der Waals strain in the same way that cis substituents on a carbon-carbon double bond do. Because the carbon-carbon bond length in benzene is somewhat longer than in an alkene, these effects are smaller in magnitude, however. The 1,2,4-substitution pattern has one methyl-methyl repulsion between ortho substituents. The least stable isomer is the 1,2,3-trimethyl derivative, because it is the most crowded. The energy differences between isomers are relatively small, heats of combustion being 5198, 5195, and 5193 kJ/mol (1242.4, 1241.6, and 1241.2 kcal/mol) for the 1,2,3, 1,2,4, and 1,3,5 isomers, respectively.

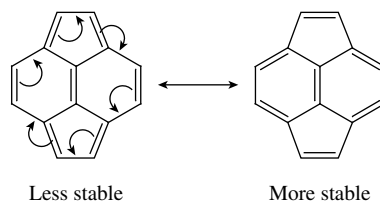
- 11.27 *p*-Dichlorobenzene has a center of symmetry. Each of its individual bond moments is balanced by an identical bond dipole oriented opposite to it. *p*-Dichlorobenzene has no dipole moment. *o*-Dichlorobenzene has the largest dipole moment.



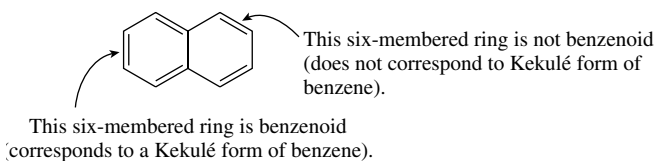
- 11.28 The shortest carbon–carbon bond in styrene is the double bond of the vinyl substituent; its length is much the same as the double-bond length of any other alkene. The carbon–carbon bond lengths of the ring are intermediate between single- and double-bond lengths. The longest carbon–carbon bond is the sp^2 to sp^2 single bond connecting the vinyl group to the benzene ring.



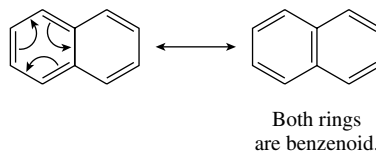
- 11.29 Move π electron pairs as shown so that both six-membered rings have an arrangement of bonds that corresponds to benzene.



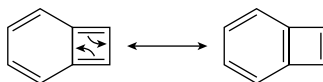
- 11.30 (a) In the structure shown for naphthalene, one ring but not the other corresponds to a Kekulé form of benzene. We say that one ring is **benzenoid**, and the other is not.



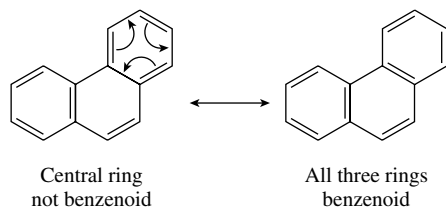
By rewriting the benzenoid ring in its alternative Kekulé form, *both* rings become benzenoid.



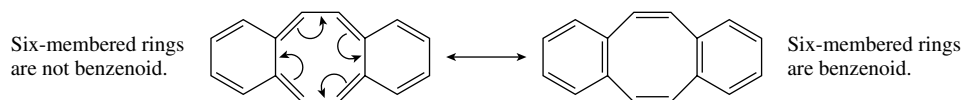
- (b) Here a cyclobutadiene ring is fused to benzene. By writing the alternative resonance form of cyclobutadiene, the six-membered ring becomes benzenoid.



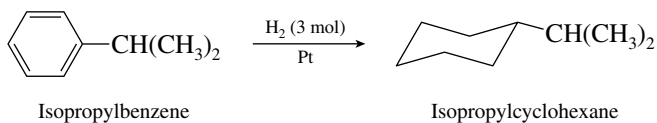
- (c) The structure portrayed for phenanthrene contains two terminal benzenoid rings and a non-benzenoid central ring. All three rings may be represented in benzenoid forms by converting one of the terminal six-membered rings to its alternative Kekulé form as shown:



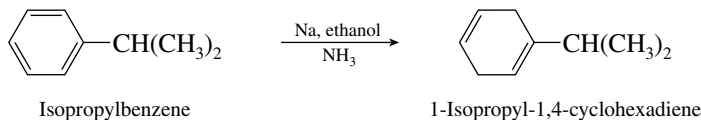
- (d) Neither of the six-membered rings is benzenoid in the structure shown. By writing the cyclo-octatetraene portion of the molecule in its alternative representation, the two six-membered rings become benzenoid.



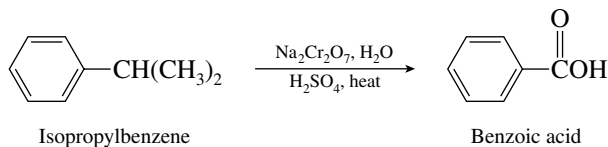
- 11.31** (a) Hydrogenation of isopropylbenzene converts the benzene ring to a cyclohexane unit.



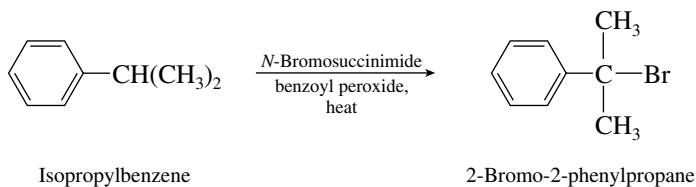
- (b) Sodium and ethanol in liquid ammonia is the combination of reagents that brings about Birch reduction of benzene rings. The 1,4-cyclohexadiene that is formed has its isopropyl group as a substituent on one of the double bonds.



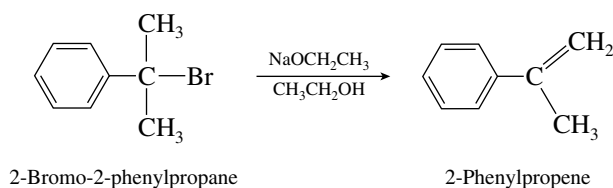
- (c) Oxidation of the isopropyl side chain occurs. The benzene ring remains intact.



- (d) *N*-Bromosuccinimide is a reagent effective for the substitution of a benzylic hydrogen.

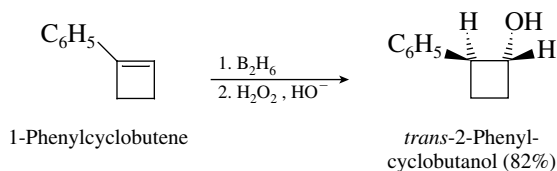


- (e) The tertiary bromide undergoes E2 elimination to give a carbon–carbon double bond.

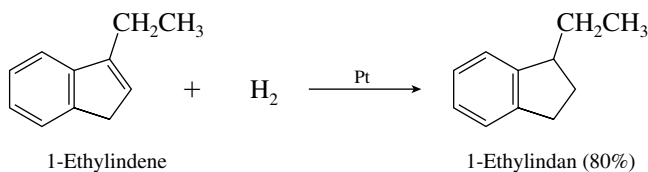


- 11.32** All the specific reactions in this problem have been reported in the chemical literature with results as indicated.

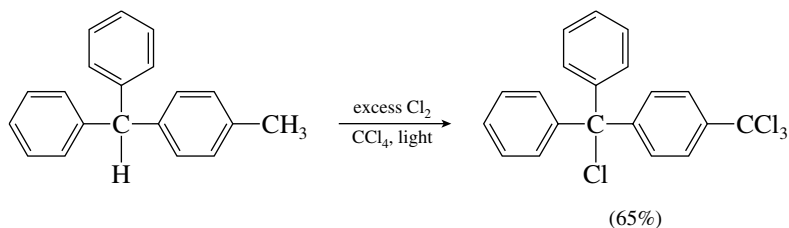
- (a) Hydroboration–oxidation of alkenes leads to syn anti-Markovnikov hydration of the double bond.



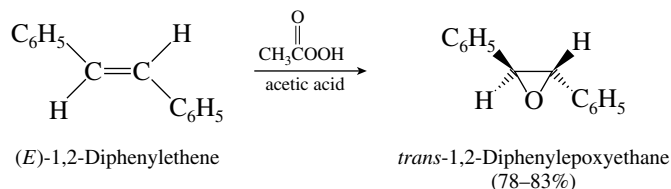
- (b) The compound contains a substituted benzene ring and an alkene-like double bond. When hydrogenation of this compound was carried out, the alkene-like double bond was hydrogenated cleanly.



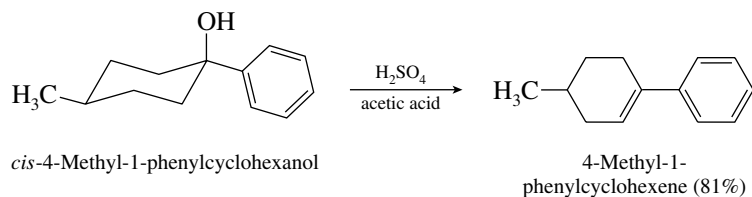
- (c) Free-radical chlorination will lead to substitution of benzylic hydrogens. The starting material contains four benzylic hydrogens, all of which may eventually be replaced.



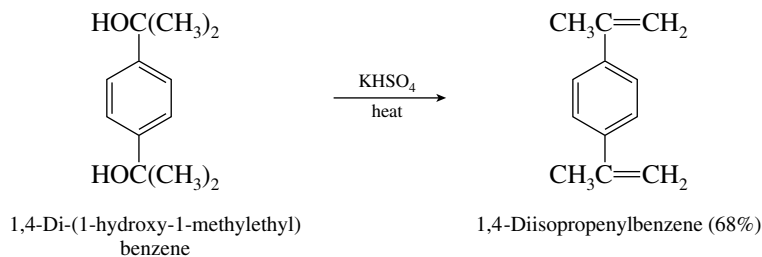
- (d) Epoxidation of alkenes is stereospecific.



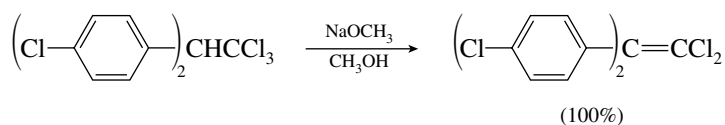
- (e) The reaction is one of acid-catalyzed alcohol dehydration.



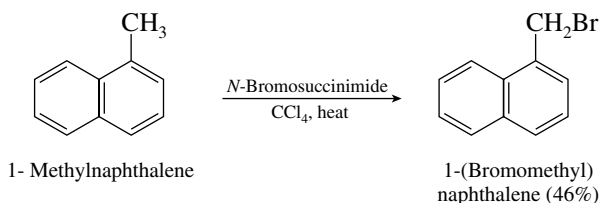
- (f) This reaction illustrates identical reactivity at two equivalent sites in a molecule. Both alcohol functions are tertiary and benzylic and undergo acid-catalyzed dehydration readily.



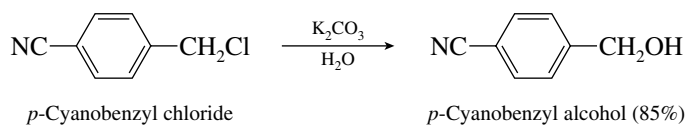
- (g) The compound shown is DDT (standing for the nonsystematic name **dichlorodiphenyl-trichloroethane**). It undergoes β -elimination to form an alkene.



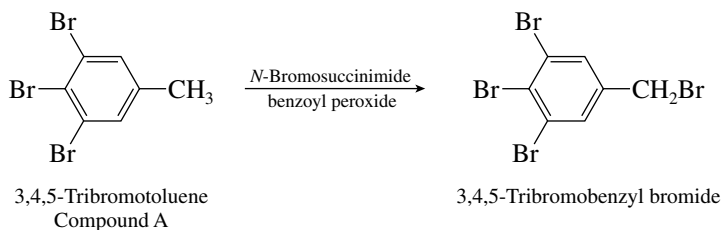
- (h) Alkyl side chains on naphthalene undergo reactions analogous to those of alkyl groups on benzene.



- (i) Potassium carbonate is a weak base. Hydrolysis of the primary benzylic halide converts it to an alcohol.

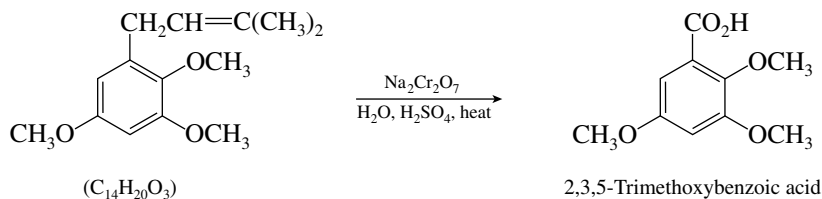


- 11.33** Only benzylic (or allylic) hydrogens are replaced by *N*-bromosuccinimide. Among the four bromines in 3,4,5-tribromobenzyl bromide, three are substituents on the ring and are not capable of being introduced by benzylic bromination. The starting material must therefore have these three bromines already in place.

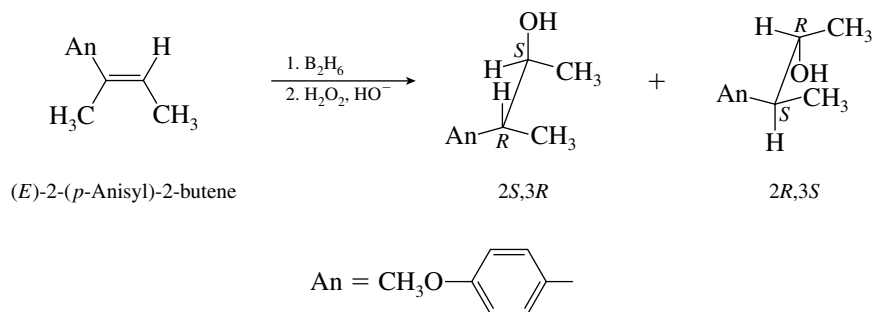


- 11.34** 2,3,5-Trimethoxybenzoic acid has the structure shown. The three methoxy groups occupy the same positions in this oxidation product that they did in the unknown compound. The carboxylic acid

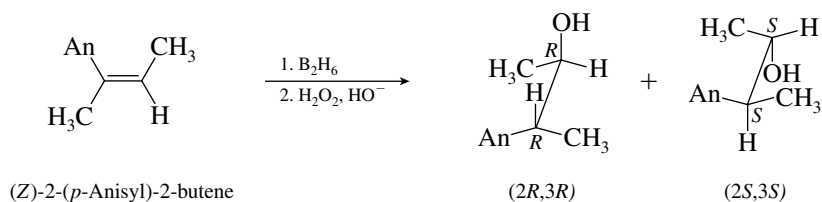
function must have arisen by oxidation of the $-\text{CH}_2\text{CH}=\text{C}(\text{CH}_3)_2$ side chain. Therefore



- 11.35** Hydroboration–oxidation leads to stereospecific syn addition of H and OH across a carbon–carbon double bond. The regiochemistry of addition is opposite to that predicted by Markovnikov’s rule. Hydroboration–oxidation of the *E* alkene gives alcohol A.

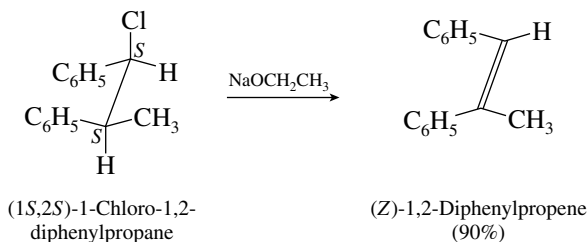


Alcohol A is a racemic mixture of the 2*S*,3*R* and 2*R*,3*S* enantiomers of 3-(*p*-anisyl)-2-butanol. Hydroboration–oxidation of the *Z* alkene gives alcohol B.



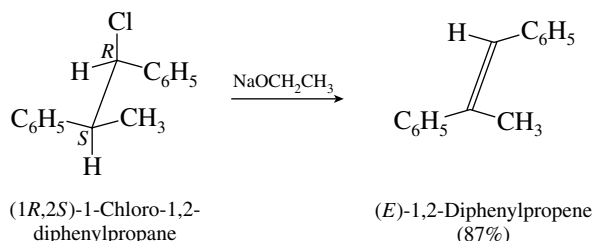
Alcohol B is a racemic mixture of the 2*R*,3*R* and 2*S*,3*S* enantiomers of 3-(*p*-anisyl)-2-butanol. Alcohols A and B are stereoisomers that are not enantiomers; they are diastereomers.

- 11.36** Dehydrohalogenation of alkyl halides is stereospecific, requiring an anti arrangement between the hydrogen being lost and the leaving group in the transition state. (*Z*)-1,2-Diphenylpropene must therefore be formed from the diastereomer shown.

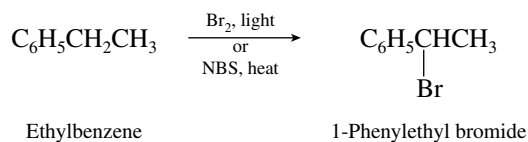


The mirror-image chloride, 1*R*,2*R*, will also give the *Z* alkene. In fact, the reaction was carried out on a racemic mixture of the 1*R*,2*R* and 1*S*,2*S* stereoisomers.

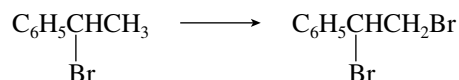
The *E* isomer is formed from either the *1R,2S* or the *1S,2R* chloride (or from a racemic mixture of the two).



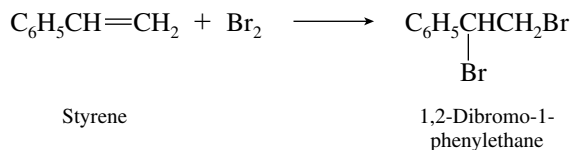
- 11.37 (a) The conversion of ethylbenzene to 1-phenylethyl bromide is a benzylic bromination. It can be achieved by using either bromine or *N*-bromosuccinimide (NBS).



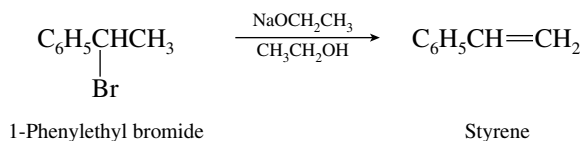
- (b) The conversion of 1-phenylethyl bromide to 1,2-dibromo-1-phenylethane



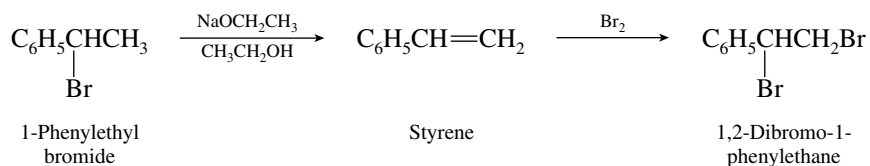
cannot be achieved cleanly in a single step. We must reason backward from the target molecule, that is, determine how to make 1,2-dibromo-1-phenylethane in one step from any starting material. Vicinal dibromides are customarily prepared by addition of bromine to alkenes. This suggests that 1,2-dibromo-1-phenylethane can be prepared by the reaction



The necessary alkene, styrene, is available by dehydrohalogenation of the given starting material, 1-phenylethyl bromide.

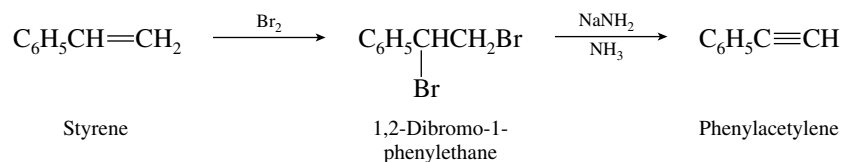


Thus, by reasoning backward from the target molecule, the synthetic scheme becomes apparent.

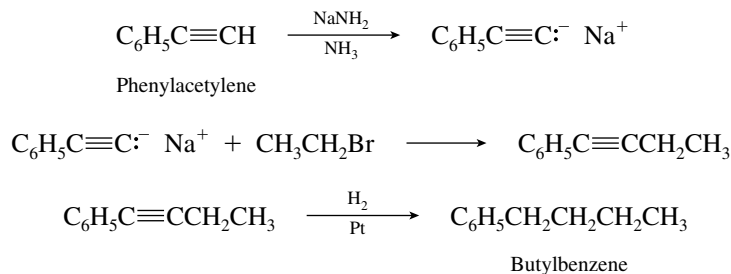


- (c) The conversion of styrene to phenylacetylene cannot be carried out in a single step. As was pointed out in Chapter 9, however, a standard sequence for converting terminal alkenes

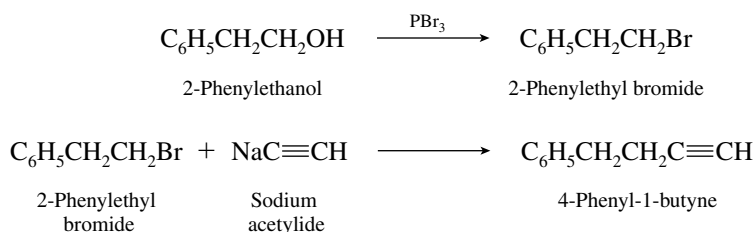
to alkynes consists of bromine addition followed by a double dehydrohalogenation in strong base.



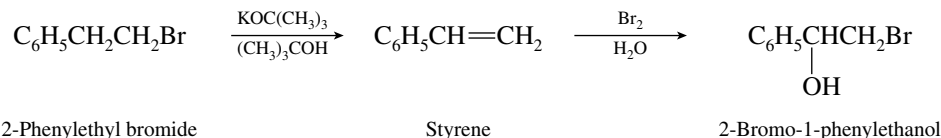
- (d) The conversion of phenylacetylene to butylbenzene requires both a carbon-carbon bond formation step and a hydrogenation step. The acetylene function is essential for carbon-carbon bond formation by alkylation. The correct sequence is therefore:



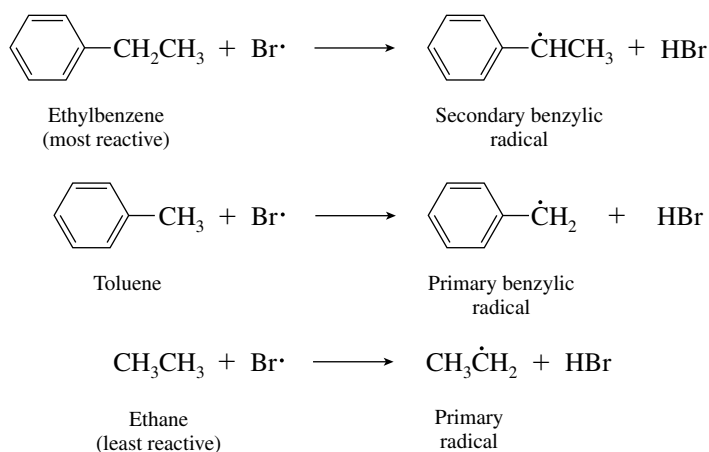
- (e) The transformation corresponds to alkylation of acetylene, and so the alcohol must first be converted to a species with a good leaving group such as its halide derivative.



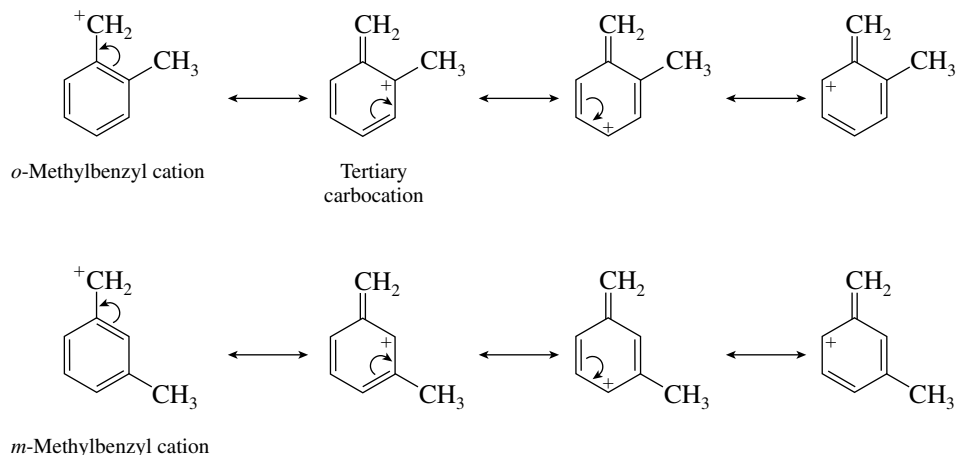
- (f) The target compound is a bromohydrin. Bromohydrins are formed by addition of bromine and water to alkenes.



- 11.38** The stability of free radicals is reflected in their ease of formation. Toluene, which forms a benzyl radical, reacts with bromine 64,000 times faster than does ethane, which forms a primary alkyl radical. Ethylbenzene, which forms a secondary benzylic radical, reacts 1 million times faster than ethane.

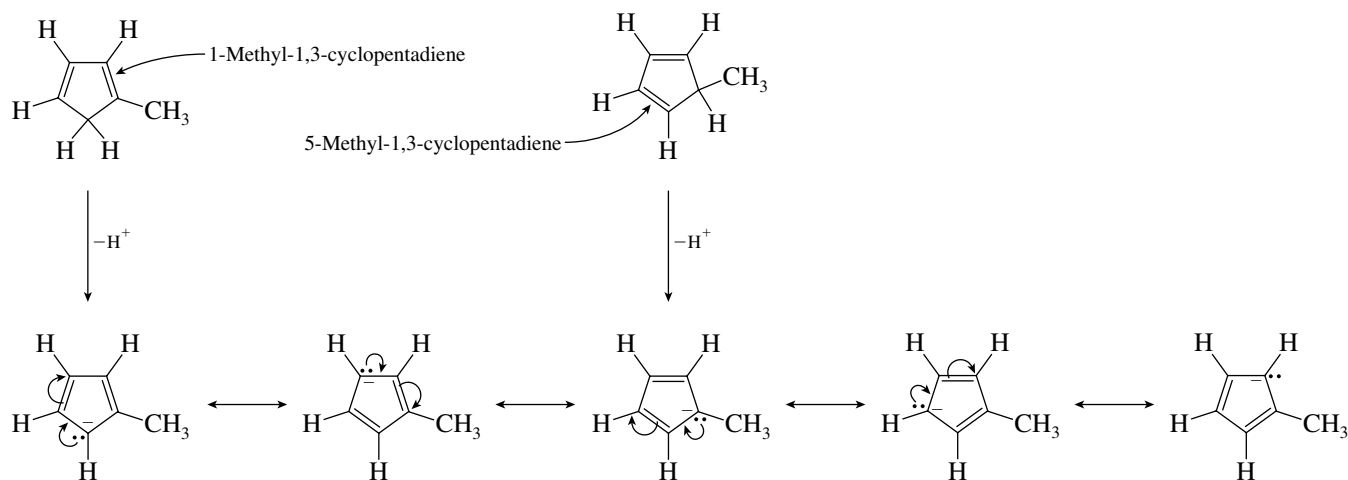


- 11.39** A good way to develop alternative resonance structures for carbocations is to move electron pairs toward sites of positive charge.

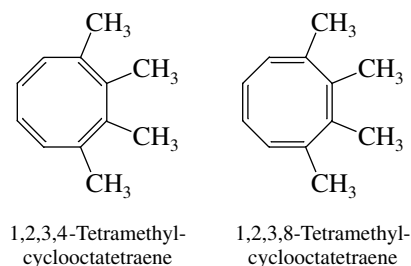


Only one of the Lewis structures shown is a tertiary carbocation. *o*-Methylbenzyl cation has tertiary carbocation character; *m*-methylbenzyl cation does not.

- 11.40** The resonance structures for the cyclopentadienide anions formed by loss of a proton from 1-methyl-1,3-cyclopentadiene and 5-methyl-1,3-cyclopentadiene are equivalent.

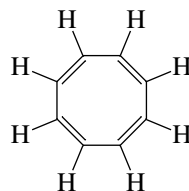


- 11.41** Cyclooctatetraene is not aromatic. 1,2,3,4-Tetramethylcyclooctatetraene and 1,2,3,8-tetramethylcyclooctatetraene are constitutional isomers.



Leo A. Paquette at Ohio State University synthesized each of these compounds independently of the other and showed them to be stable enough to be stored separately without interconversion.

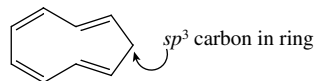
- 11.42 Cyclooctatetraene has eight π electrons and thus does not satisfy the $(4n + 2)$ π electron requirement of the Hückel rule.



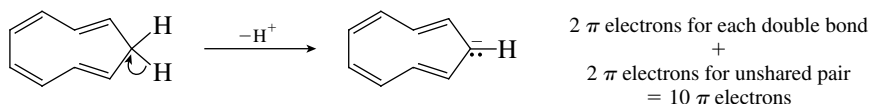
Cyclooctatetraene.
Each double bond contributes
2 π electrons to give a total of 8.

All of the exercises in this problem involve counting the number of π electrons in the various species derived from cyclooctatetraene and determining whether they satisfy the $(4n + 2)$ π electron rule.

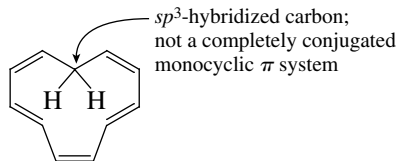
- (a) Adding 1 π electron gives a species ($C_8H_8^-$) with 9 π electrons. $4n + 2$, where n is a whole number, can never equal 9. This species is therefore **not aromatic**.
- (b) Adding 2 π electrons gives a species ($C_8H_8^{2-}$) with 10 π electrons. $4n + 2 = 10$ when $n = 2$. The species $C_8H_8^{2-}$ **is aromatic**.
- (c) Removing 1 π electron gives a species ($C_8H_8^+$) with 7 π electrons. $4n + 2$ cannot equal 7. The species $C_8H_8^+$ **is not aromatic**.
- (d) Removing 2 π electrons gives a species ($C_8H_8^{2+}$) with 6 π electrons. $4n + 2 = 6$ when $n = 1$. The species $C_8H_8^{2+}$ **is aromatic**. (It has the same number of π electrons as benzene.)
- 11.43 (a, b) Cyclononatetraene does not have a continuous conjugated system of π electrons. Conjugation is incomplete because it is interrupted by a CH_2 group. Thus (a) adding one more π electron or (b) two more π electrons will **not** give an aromatic system.



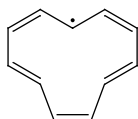
- (c) Removing a proton from the CH_2 group permits complete conjugation. The species produced has 10 π electrons and is aromatic, since $4n + 2 = 10$ when $n = 2$.



- (d) Removing a proton from one of the sp^2 -hybridized carbons of the ring does not produce complete conjugation; the CH_2 group remains present to interrupt cyclic conjugation. The anion formed is **not aromatic**.
- 11.44 (a) Cycloundecapentaene is **not aromatic**. Its π system is not conjugated; it is interrupted by an sp^3 -hybridized carbon.

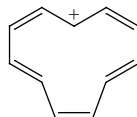


- (b) Cycloundecapentaenyl radical is **not aromatic**. Its π system is completely conjugated and monocyclic but contains 11 π electrons—a number not equal to $(4n + 2)$ where n is an integer.



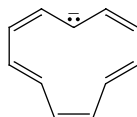
There are 11 electrons in the conjugated π system. The five double bonds contribute 10 π electrons; the odd electron of the radical is the eleventh.

- (c) Cycloundecapentaenyl cation is **aromatic**. It includes a completely conjugated π system which contains 10 π electrons (10 equals $4n + 2$ where $n = 2$).



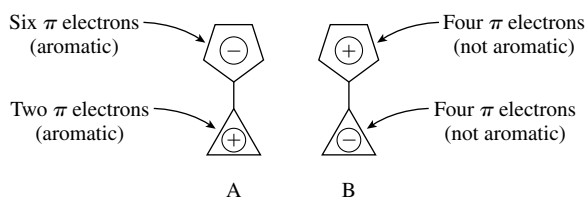
Empty p orbital is conjugated with 10-electron π system.

- (d) Cycloundecapentadienide anion is **not aromatic**. It contains 12 π electrons and thus does not satisfy the $(4n + 2)$ rule.

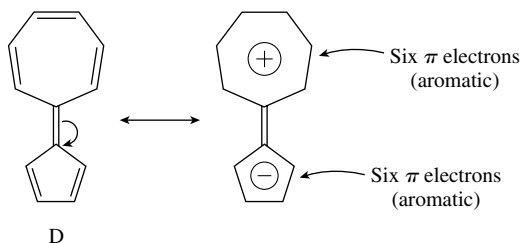


There are 12 π electrons. The five double bonds contribute 10; the anionic carbon contributes 2.

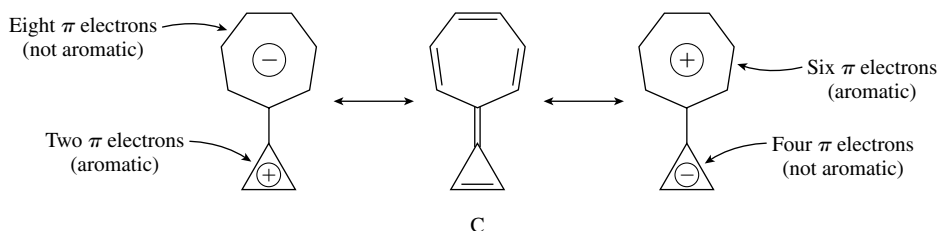
- 11.45 (a) The more stable dipolar resonance structure is A because it has an aromatic cyclopentadienide anion bonded to an aromatic cyclopropenyl cation. In structure B neither ring is aromatic.



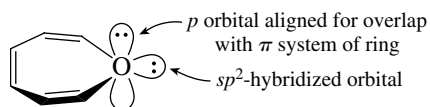
- (b) Structure D can be stabilized by resonance involving the dipolar form.



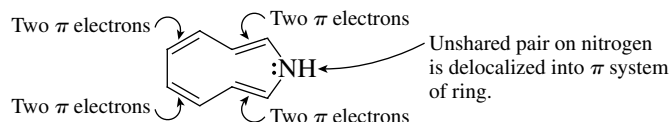
Comparable stabilization is not possible in structure C because neither a cyclopropenyl system nor a cycloheptatrienyl system is aromatic in its anionic form. Both are aromatic as cations.



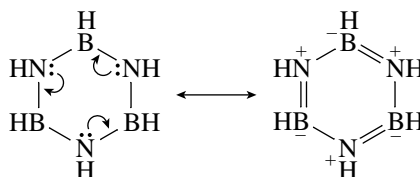
- 11.46 (a) This molecule, called **oxepin**, is **not aromatic**. The three double bonds each contribute 2 π electrons, and an oxygen atom contributes 2 π electrons to the conjugated system, giving a total of 8 π electrons. Only one of the two unshared pairs on oxygen can contribute to the π system; the other unshared pair is in an sp^2 -hybridized orbital and cannot interact with it.



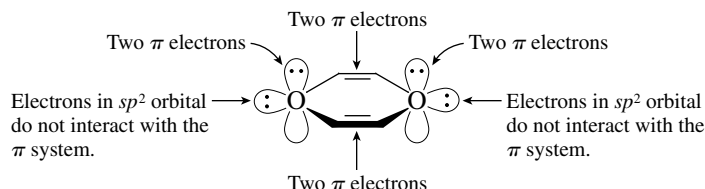
- (b) This compound, called **azonine**, has 10 electrons in a completely conjugated planar monocyclic π system and therefore satisfies Hückel's rule for $(4n + 2)$ π electrons where $n = 2$. There are 8 π electrons from the conjugated tetraene and 2 electrons contributed by the nitrogen unshared pair.



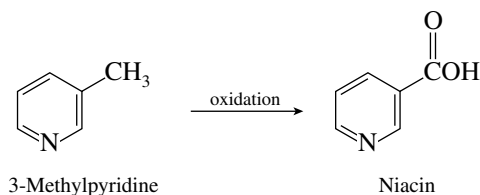
- (c) Borazole, sometimes called **inorganic benzene**, is **aromatic**. Six π electrons are contributed by the unshared pairs of the three nitrogen atoms. Each boron contributes a p orbital to maintain the conjugated system but no electrons.



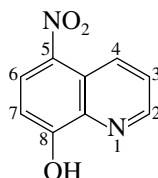
- (d) This compound has 8 π electrons and is **not aromatic**.



- 11.47** The structure and numbering system for pyridine are given in Section 11.21, where we are also told that pyridine is aromatic. Oxidation of 3-methylpyridine is analogous to oxidation of toluene. The methyl side chain is oxidized to a carboxylic acid.



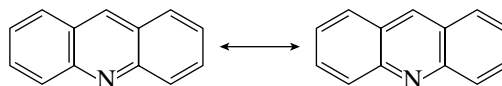
- 11.48** The structure and numbering system for quinoline are given in Section 11.21. **Nitroloxline** has the structural formula:



5-Nitro-8-hydroxyquinoline

- 11.49** We are told that the ring system of **acridine** ($C_{13}H_9N$) is analogous to that of anthracene (i.e., tricyclic and linearly fused). Furthermore, the two most stable resonance forms are equivalent to each other.

The nitrogen atom must therefore be in the central ring, and the structure of acridine is



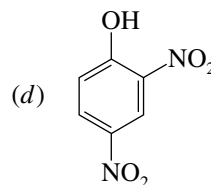
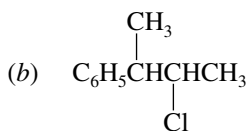
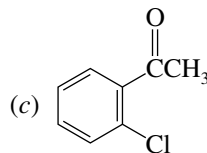
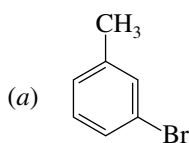
The two resonance forms would not be equivalent if the nitrogen were present in one of the terminal rings. Can you see why?

- 11.50 Solutions to molecular modeling exercises are not provided in this *Study Guide and Solutions Manual*. You should use *Learning By Modeling* for these exercises.

SELF-TEST

PART A

A-1. Give an acceptable IUPAC name for each of the following:



A-2. Draw the structure of each of the following:

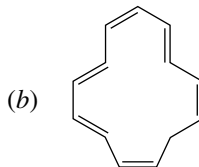
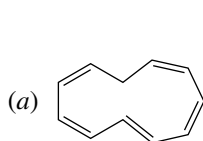
(a) 3,5-Dichlorobenzoic acid

(c) 2,4-Dimethylaniline

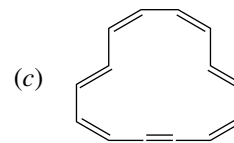
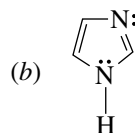
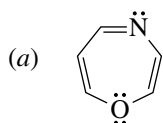
(b) *p*-Nitroanisole

(d) *m*-Bromobenzyl chloride

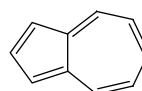
A-3. Write a positive (+) or negative (−) charge at the appropriate position so that each of the following structures contains the proper number of π electrons to permit it to be considered an aromatic ion. For purposes of this problem ignore strain effects that might destabilize the molecule.



A-4. For each of the following, determine how many π electrons are counted toward satisfying Hückel's rule. Assuming the molecule can adopt a planar conformation, is it aromatic?

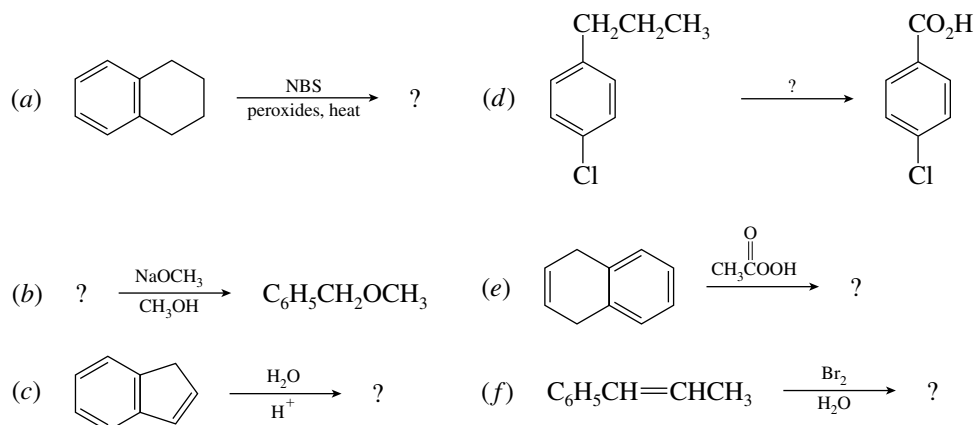


A-5. Azulene, shown in the following structure, is highly polar. Draw a dipolar resonance structure to explain this fact.



Azulene

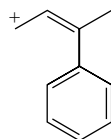
A-6. Give the reactant, reagent, or product omitted from each of the following:



A-7. Provide two methods for the synthesis of 1-bromo-1-phenylpropane from an aromatic hydrocarbon.

A-8. Write the structures of the resonance forms that contribute to the stabilization of the intermediate in the reaction of styrene ($C_6H_5CH=CH_2$) with hydrogen bromide in the absence of peroxides.

A-9. Write one or more resonance structures that represent the delocalization of the following carbocation.



A-10. An unknown compound, $C_{12}H_{18}$ reacts with sodium dichromate ($Na_2Cr_2O_7$) in warm aqueous sulfuric acid to give *p*-*tert*-butylbenzoic acid. What is the structure of the unknown?

PART B

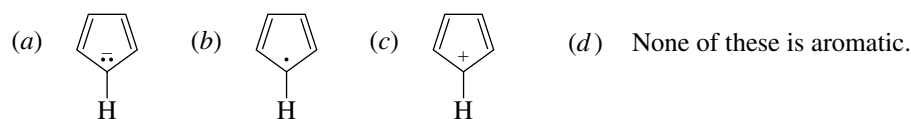
B-1. The number of possible dichloronitrobenzene isomers is

- (a) 3 (c) 6
(b) 4 (d) 8

B-2. Which of the following statements is correct concerning the class of reactions to be expected for benzene and cyclooctatetraene?

- (a) Both substances undergo addition reactions.
(b) Both substances undergo substitution reactions.
(c) Benzene undergoes substitution; cyclooctatetraene undergoes addition.
(d) Benzene undergoes addition; cyclooctatetraene undergoes substitution.

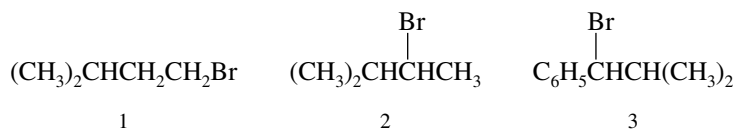
B-3. Which, if any, of the following structures represents an aromatic species?



B-4. Which of the following compounds has a double bond that is conjugated with the π system of the benzene ring?

- (a) *p*-Benzyltoluene (c) 3-Phenylcyclohexene
(b) 2-Phenyl-1-decene (d) 3-Phenyl-1,4-pentadiene

- B-5.** Rank the following compounds in order of increasing rate of solvolysis (S_N1) in aqueous acetone (slowest \rightarrow fastest):

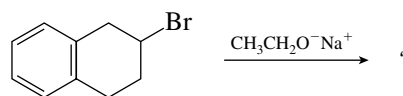


- (a) $1 < 2 < 3$ (b) $2 < 1 < 3$ (c) $3 < 2 < 1$ (d) $1 < 3 < 2$

- B-6.** When comparing the hydrogenation of benzene with that of a hypothetical 1,3,5-cyclohexatriene, benzene _____ than the cyclohexatriene.

- (a) Absorbs 152 kJ/mol (36 kcal/mol) more heat
 (b) Absorbs 152 kJ/mol (36 kcal/mol) less heat
 (c) Gives off 152 kJ/mol (36 kcal/mol) more heat
 (d) Gives off 152 kJ/mol (36 kcal/mol) less heat

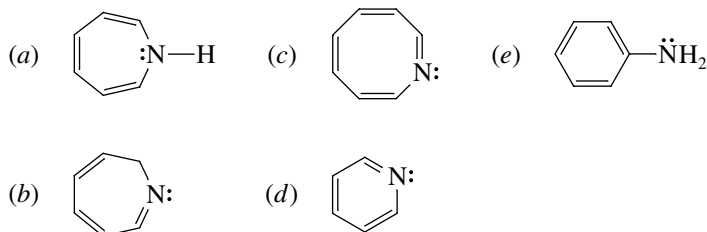
- B-7.** The reaction



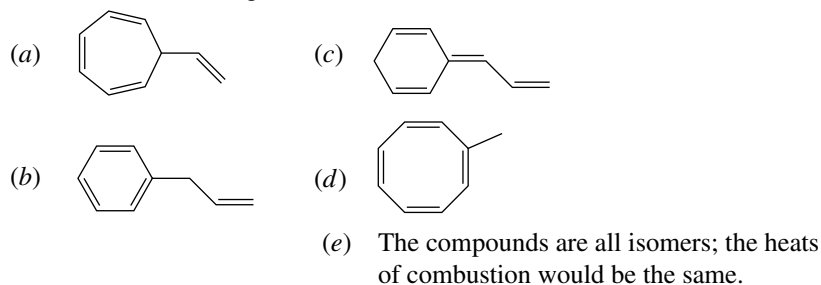
gives as the major elimination product

- (a) (b) (c) Equal amounts of (a) and (b)
 (d) Neither (a) nor (b)

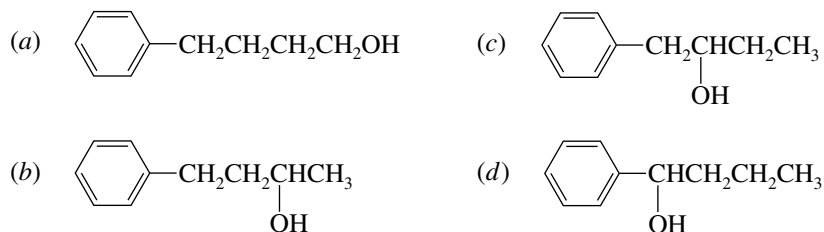
- B-8.** Which one of the following is best classified as a **heterocyclic aromatic** compound?




- B-9.** Which of the following has the smallest heat of combustion?



- B-10.** Which one of the following alcohols undergoes dehydration at the *fastest* rate on being heated with sulfuric acid? (The potential for rearrangement does not affect the rate.)



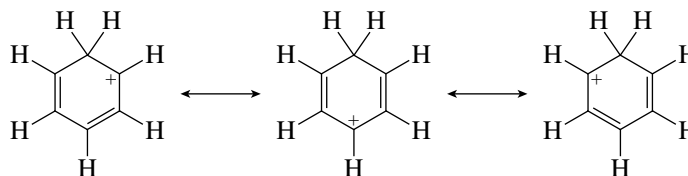


CHAPTER 12

REACTIONS OF ARENES: ELECTROPHILIC AROMATIC SUBSTITUTION

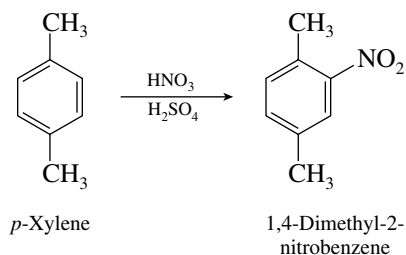
SOLUTIONS TO TEXT PROBLEMS

12.1 The three most stable resonance structures for cyclohexadienyl cation are

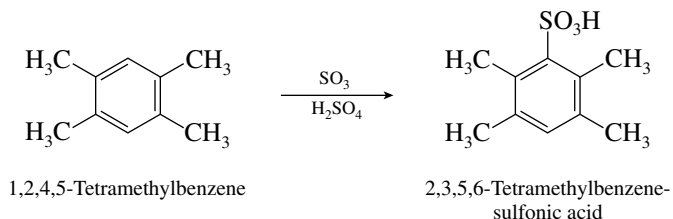


The positive charge is shared equally by the three carbons indicated. Thus the two carbons ortho to the sp^3 -hybridized carbon and the one para to it each bear one third of a positive charge (+0.33). None of the other carbons is charged. The resonance picture and the simple MO treatment agree with respect to the distribution of charge in cyclohexadienyl cation.

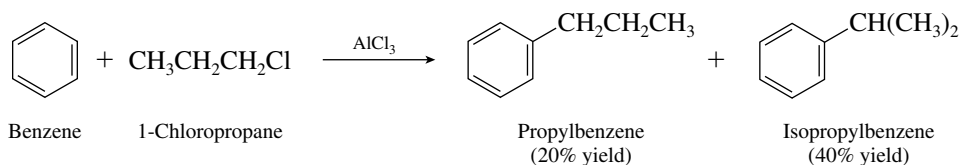
12.2 Electrophilic aromatic substitution leads to replacement of one of the hydrogens directly attached to the ring by the electrophile. All four of the ring hydrogens of *p*-xylene are equivalent; so it does not matter which one is replaced by the nitro group.



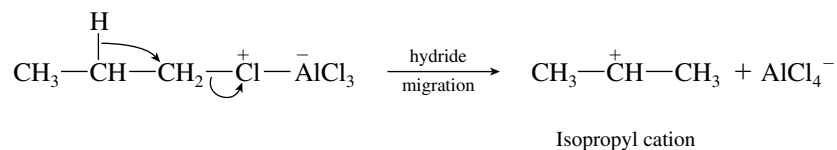
- 12.3 The aromatic ring of 1,2,4,5-tetramethylbenzene has two equivalent hydrogen substituents. Sulfonation of the ring leads to replacement of one of them by $-\text{SO}_3\text{H}$.



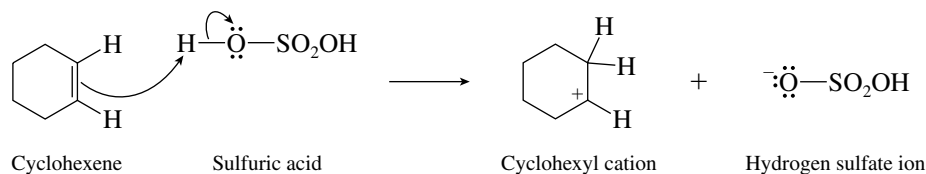
- 12.4 The major product is isopropylbenzene.



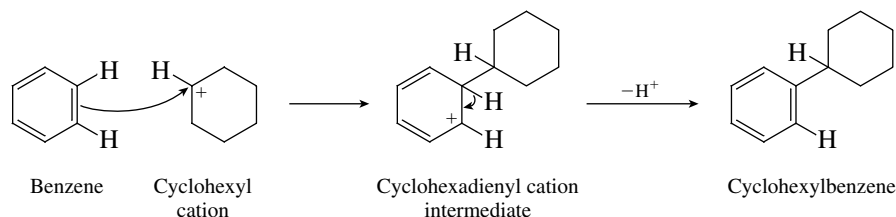
Aluminum chloride coordinates with 1-chloropropane to give a Lewis acid/Lewis base complex, which can be attacked by benzene to yield propylbenzene or can undergo an intramolecular hydride shift to produce isopropyl cation. Isopropylbenzene arises by reaction of isopropyl cation with benzene.



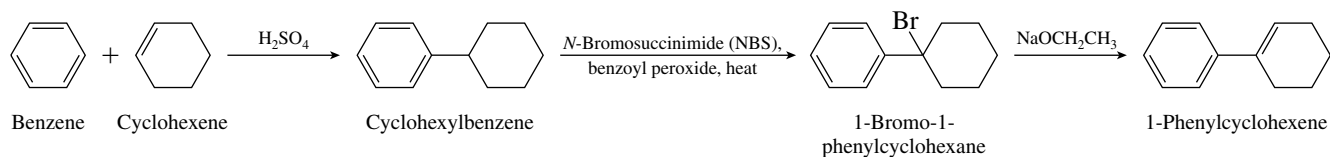
- 12.5 The species that attacks the benzene ring is cyclohexyl cation, formed by protonation of cyclohexene.



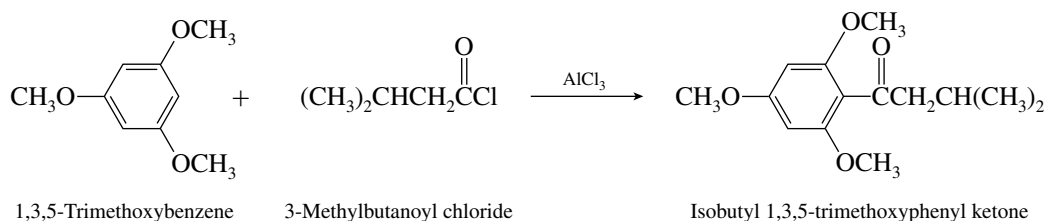
The mechanism for the reaction of cyclohexyl cation with benzene is analogous to the general mechanism for electrophilic aromatic substitution.



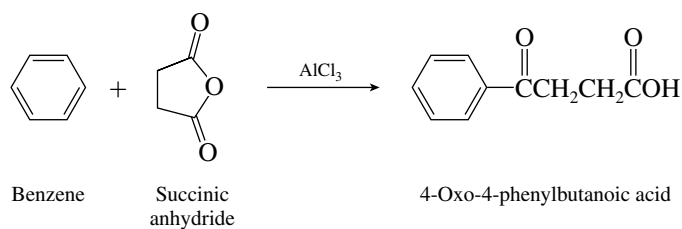
- 12.6 The preparation of cyclohexylbenzene from cyclohexene and benzene was described in text Section 12.6. Cyclohexylbenzene is converted to 1-phenylcyclohexene by benzylic bromination, followed by dehydrohalogenation.



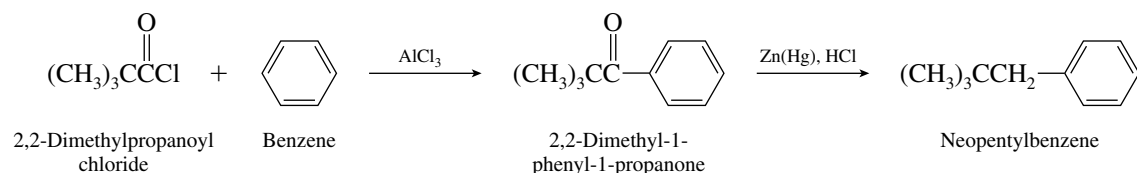
- 12.7 Treatment of 1,3,5-trimethoxybenzene with an acyl chloride and aluminum chloride brings about Friedel–Crafts acylation at one of the three equivalent positions available on the ring.



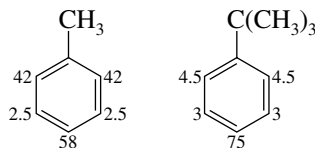
- 12.8 Because the anhydride is cyclic, its structural units are not incorporated into a ketone and a carboxylic acid as two separate product molecules. Rather, they become part of a four-carbon unit attached to benzene by a ketone carbonyl. The acyl substituent terminates in a carboxylic acid functional group.



- 12.9 (b) A Friedel–Crafts alkylation of benzene using 1-chloro-2,2-dimethylpropane would not be a satisfactory method to prepare neopentylbenzene because of the likelihood of a carbocation rearrangement. The best way to prepare this compound is by Friedel–Crafts acylation followed by Clemmensen reduction.



- 12.10 (b) Partial rate factors for nitration of toluene and *tert*-butylbenzene, relative to a single position of benzene, are as shown:

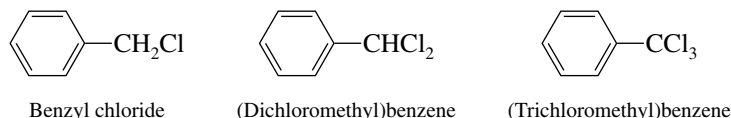


The sum of these partial rate factors is 147 for toluene, 90 for *tert*-butylbenzene. Toluene is 147/90, or 1.7, times more reactive than *tert*-butylbenzene.

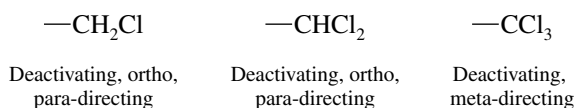
- (c) The product distribution for nitration of *tert*-butylbenzene is determined from the partial rate factors.

$$\begin{aligned} \text{Ortho:} & \quad \frac{2(4.5)}{90} = 10\% \\ \text{Meta:} & \quad \frac{2(3)}{90} = 6.7\% \\ \text{Para:} & \quad \frac{75}{90} = 83.3\% \end{aligned}$$

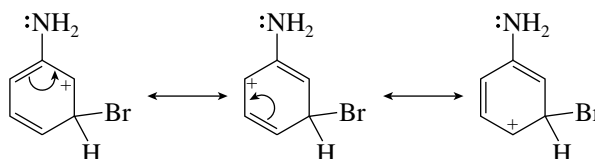
- 12.11 The compounds shown all undergo electrophilic aromatic substitution more slowly than benzene. Therefore, $-\text{CH}_2\text{Cl}$, $-\text{CHCl}_2$, and $-\text{CCl}_3$ are *deactivating* substituents.



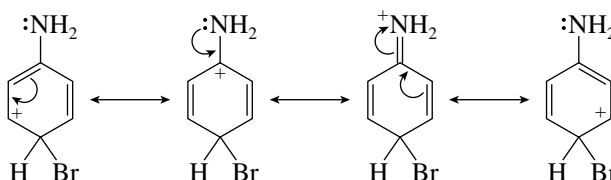
The electron-withdrawing power of these substituents, and their tendency to direct incoming electrophiles meta to themselves, will increase with the number of chlorines each contains. Thus, the substituent that gives 4% meta nitration (96% ortho + para) contains the fewest chlorine atoms ($-\text{CH}_2\text{Cl}$), and the one that gives 64% meta nitration contains the most ($-\text{CCl}_3$).



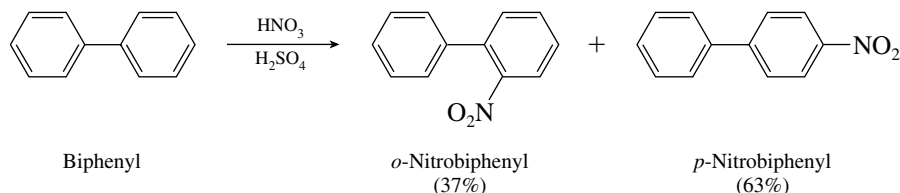
- 12.12 (b) Attack by bromine at the position meta to the amino group gives a cyclohexadienyl cation intermediate in which delocalization of the nitrogen lone pair cannot participate in dispersal of the positive charge.



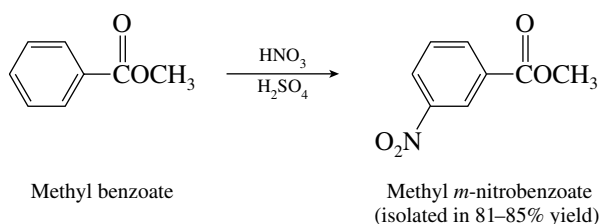
- (c) Attack at the position para to the amino group yields a cyclohexadienyl cation intermediate that is stabilized by delocalization of the electron pair of the amino group.



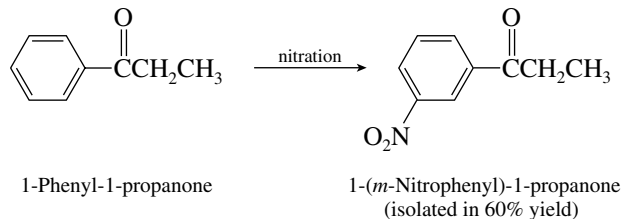
- 12.13 Electrophilic aromatic substitution in biphenyl is best understood by considering one ring as the functional group and the other as a substituent. An aryl substituent is ortho, para-directing. Nitration of biphenyl gives a mixture of *o*-nitrobiphenyl and *p*-nitrobiphenyl.



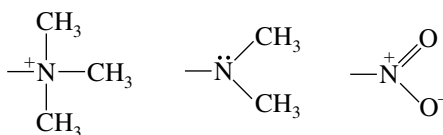
- 12.14 (b) The carbonyl group attached directly to the ring is a signal that the substituent is a meta-directing group. Nitration of methyl benzoate yields methyl *m*-nitrobenzoate.



- (c) The acyl group in 1-phenyl-1-propanone is meta-directing; the carbonyl is attached directly to the ring. The product is 1-(*m*-nitrophenyl)-1-propanone.

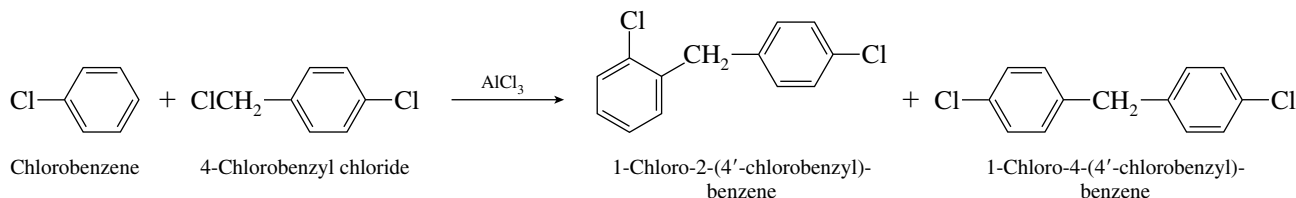


- 12.15** Writing the structures out in more detail reveals that the substituent $-\overset{+}{\text{N}}(\text{CH}_3)_3$ lacks the unshared electron pair of $-\overset{\cdot\cdot}{\text{N}}(\text{CH}_3)_2$.

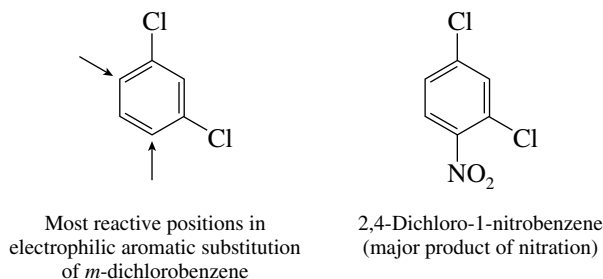


This unshared pair is responsible for the powerful activating effect of an $-\overset{\cdot\cdot}{\text{N}}(\text{CH}_3)_2$ group. On the other hand, the nitrogen in $-\overset{+}{\text{N}}(\text{CH}_3)_3$ is positively charged and in that respect resembles the nitrogen of a nitro group. We expect the substituent $-\overset{+}{\text{N}}(\text{CH}_3)_3$ to be deactivating and meta-directing.

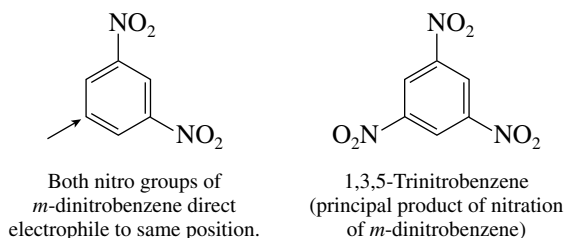
- 12.16** The reaction is a Friedel–Crafts alkylation in which 4-chlorobenzyl chloride serves as the carbocation source and chlorobenzene is the aromatic substrate. Alkylation occurs at the positions ortho and para to the chlorine substituent of chlorobenzene.



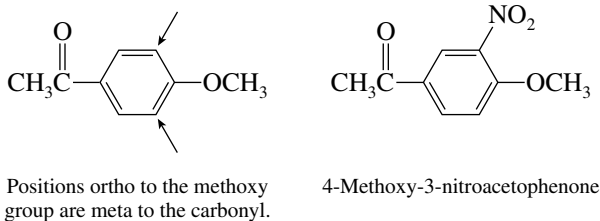
- 12.17** (b) Halogen substituents are ortho, para-directing, and the disposition in *m*-dichlorobenzene is such that their effects reinforce each other. The major product is 2,4-dichloro-1-nitrobenzene. Substitution at the position between the two chlorines is slow because it is a sterically hindered position.



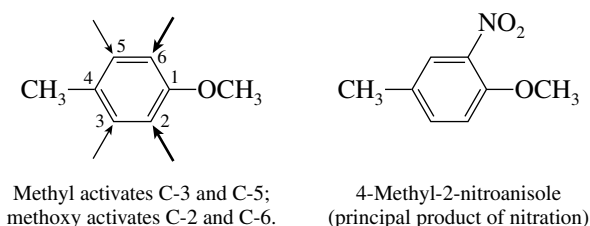
- (c) Nitro groups are meta-directing. Both nitro groups of *m*-dinitrobenzene direct an incoming substituent to the same position in an electrophilic aromatic substitution reaction. Nitration of *m*-nitrobenzene yields 1,3,5-trinitrobenzene.



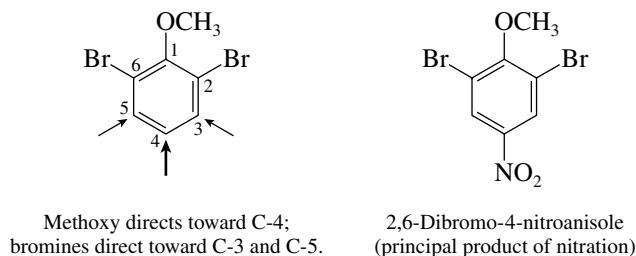
- (d) A methoxy group is ortho, para-directing, and a carbonyl group is meta-directing. The open positions of the ring that are activated by the methoxy group in *p*-methoxyacetophenone are also those that are meta to the carbonyl, so the directing effects of the two substituents reinforce each other. Nitration of *p*-methoxyacetophenone yields 4-methoxy-3-nitroacetophenone.



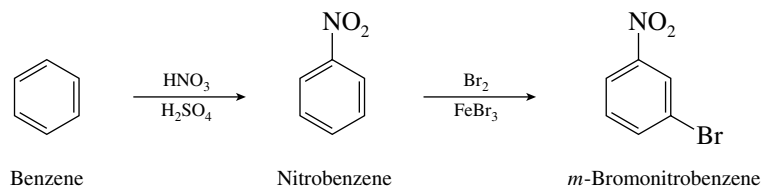
- (e) The methoxy group of *p*-methylanisole activates the positions that are ortho to it; the methyl activates those ortho to itself. Methoxy is a more powerful activating substituent than methyl, so nitration occurs ortho to the methoxy group.



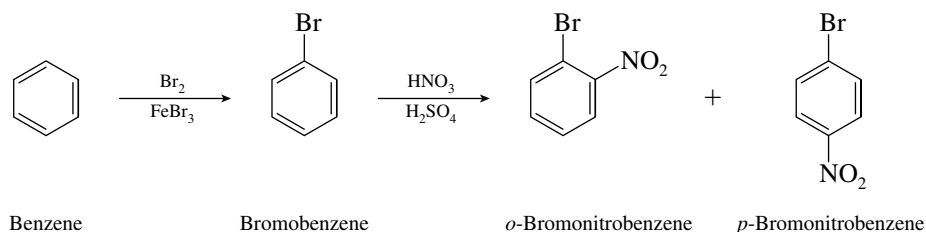
- (f) All the substituents in 2,6-dibromoanisole are ortho, para-directing, and their effects are felt at different positions. The methoxy group, however, is a far more powerful activating substituent than bromine, so it controls the regioselectivity of nitration.



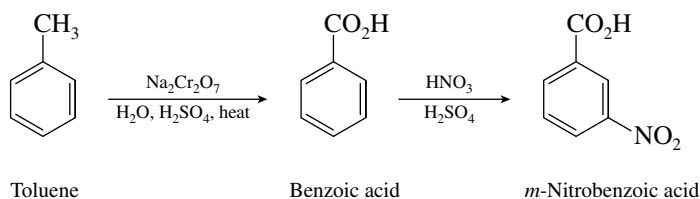
12.18 The product that is obtained when benzene is subjected to bromination and nitration depends on the order in which the reactions are carried out. A nitro group is meta-directing, and so if it is introduced prior to the bromination step, *m*-bromonitrobenzene is obtained.



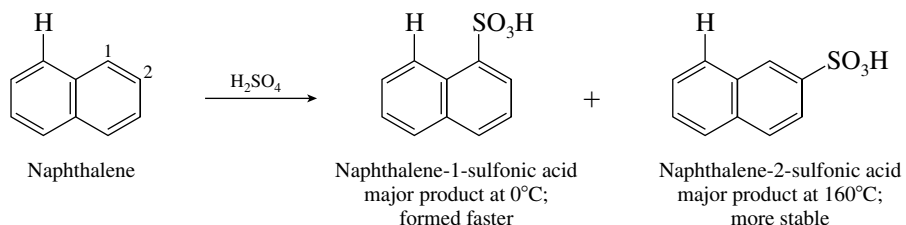
Bromine is an ortho, para-directing group. If it is introduced first, nitration of the resulting bromobenzene yields a mixture of *o*-bromonitrobenzene and *p*-bromonitrobenzene.



- 12.19** A straightforward approach to the synthesis of *m*-nitrobenzoic acid involves preparation of benzoic acid by oxidation of toluene, followed by nitration. The carboxyl group of benzoic acid is meta-directing. Nitration of toluene prior to oxidation would lead to a mixture of ortho and para products.

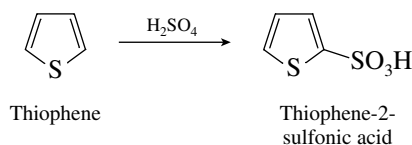


- 12.20** The text points out that C-1 of naphthalene is more reactive than C-2 toward electrophilic aromatic substitution. Thus, of the two possible products of sulfonation, naphthalene-1-sulfonic acid should be formed faster and should be the major product under conditions of kinetic control. Since the problem states that the product under conditions of thermodynamic control is the other isomer, naphthalene-2-sulfonic acid is the major product at elevated temperature.

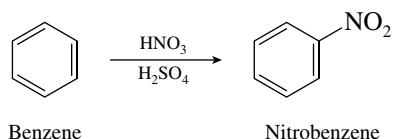


Naphthalene-2-sulfonic acid is the more stable isomer for steric reasons. The hydrogen at C-8 (the one shown in the equation) crowds the $\text{—SO}_3\text{H}$ group in naphthalene-1-sulfonic acid.

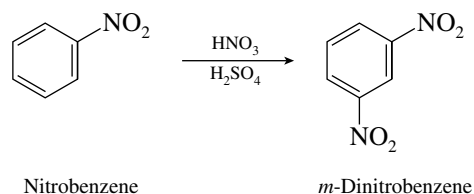
- 12.21** The text states that electrophilic aromatic substitution in furan, thiophene, and pyrrole occurs at C-2. The sulfonation of thiophene gives thiophene-2-sulfonic acid.



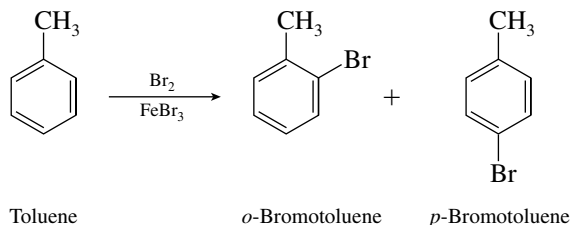
- 12.22** (a) Nitration of benzene is the archetypical electrophilic aromatic substitution reaction.



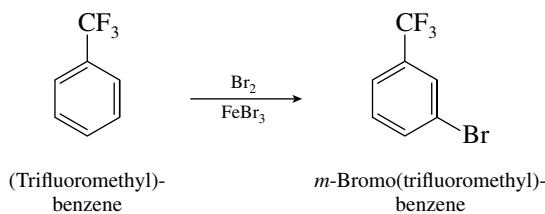
- (b) Nitrobenzene is much less reactive than benzene toward electrophilic aromatic substitution. The nitro group on the ring is a meta director.



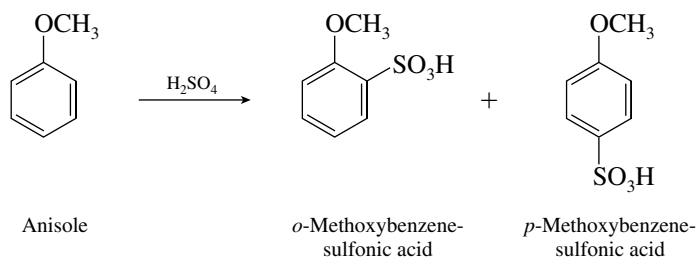
- (c) Toluene is more reactive than benzene in electrophilic aromatic substitution. A methyl substituent is an ortho, para director.



- (d) Trifluoromethyl is deactivating and meta-directing.

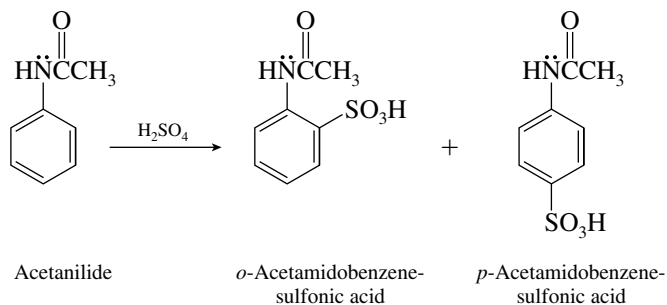


- (e) Anisole is ortho, para-directing, strongly activated toward electrophilic aromatic substitution, and readily sulfonated in sulfuric acid.

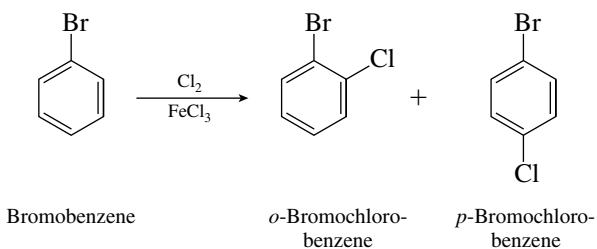


Sulfur trioxide could be added to the sulfuric acid to facilitate reaction. The para isomer is the predominant product.

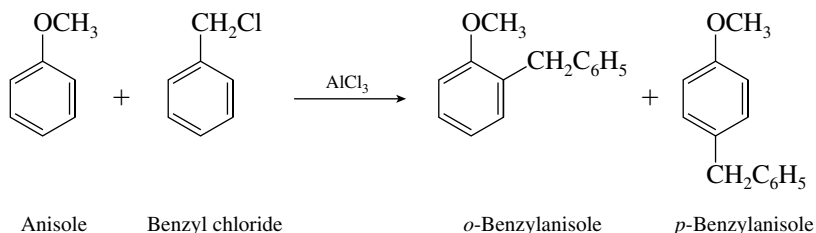
- (f) Acetanilide is quite similar to anisole in its behavior toward electrophilic aromatic substitution.



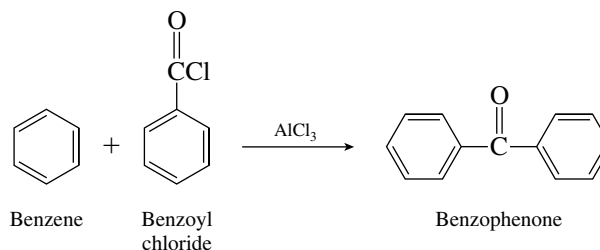
- (g) Bromobenzene is less reactive than benzene. A bromine substituent is ortho, para-directing.



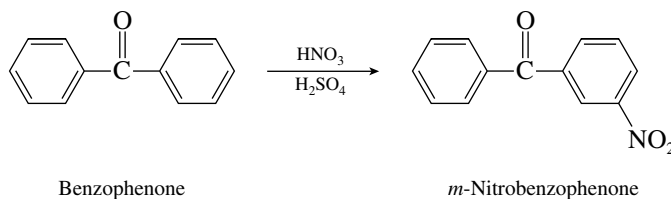
- (h) Anisole is a reactive substrate toward Friedel–Crafts alkylation and yields a mixture of *o*- and *p*-benzylated products when treated with benzyl chloride and aluminum chloride.



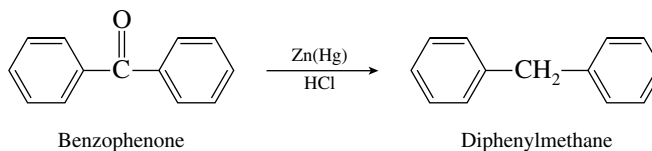
- (i) Benzene will undergo acylation with benzoyl chloride and aluminum chloride.



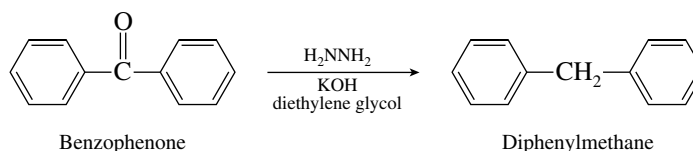
- (j) A benzoyl substituent is meta-directing and deactivating.



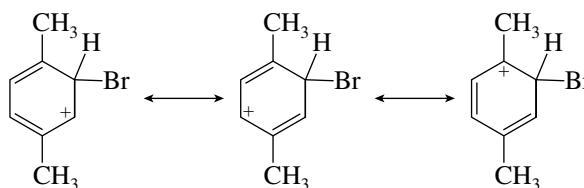
- (k) Clemmensen reduction conditions involve treating a ketone with zinc amalgam and concentrated hydrochloric acid.



- (l) Wolff–Kishner reduction utilizes hydrazine, a base, and a high-boiling alcohol solvent to reduce ketone functions to methylene groups.

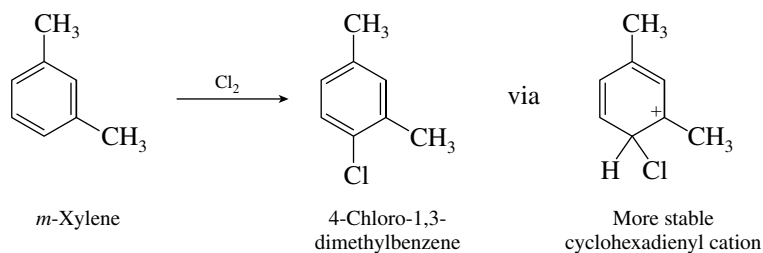


- 12.23 (a) There are three principal resonance forms of the cyclohexadienyl cation intermediate formed by attack of bromine on *p*-xylene.

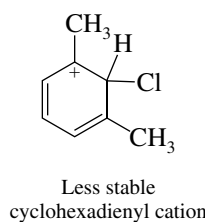


Any one of these resonance forms is a satisfactory answer to the question. Because of its tertiary carbocation character, this carbocation is more stable than the corresponding intermediate formed from benzene.

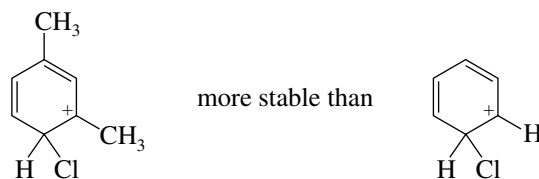
- (b) Chlorination of *m*-xylene will give predominantly 4-chloro-1,3-dimethylbenzene.



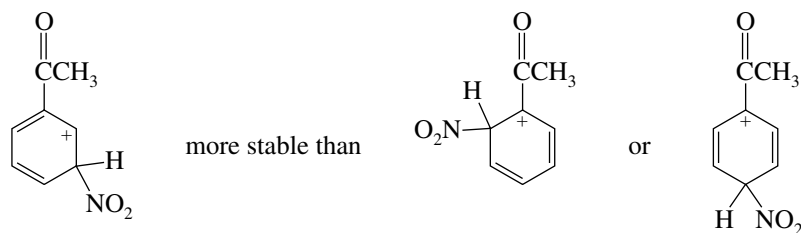
The intermediate shown (or any of its resonance forms) is more stable for steric reasons than



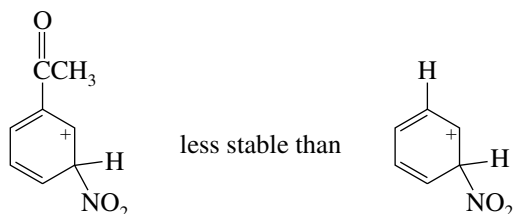
The cyclohexadienyl cation intermediate leading to 4-chloro-1,3-dimethylbenzene is more stable and is formed faster than the intermediate leading to chlorobenzene because of its tertiary carbocation character.



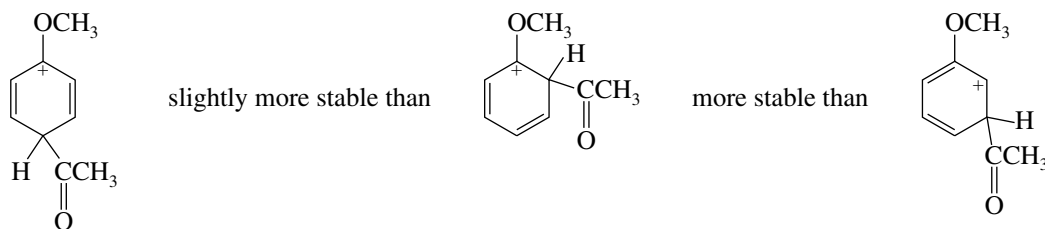
- (c) The most stable carbocation intermediate formed during nitration of acetophenone is the one corresponding to meta attack.



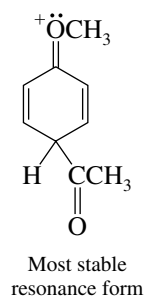
An acyl group is electron-withdrawing and destabilizes a carbocation to which it is attached. The most stable carbocation intermediate in the nitration of acetophenone is less stable and is formed more slowly than is the corresponding carbocation formed during nitration of benzene.



- (d) The methoxy group in anisole is strongly activating and ortho, para-directing. For steric reasons and because of inductive electron withdrawal by oxygen, the intermediate leading to para substitution is the most stable.

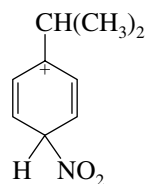


Of the various resonance forms for the most stable intermediate, the most stable one has eight electrons around each oxygen and carbon atom.



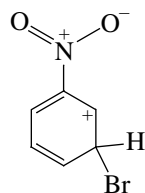
This intermediate is much more stable than the corresponding intermediate from acylation of benzene.

- (e) An isopropyl group is an activating substituent and is ortho, para-directing. Attack at the ortho position is sterically hindered. The most stable intermediate is



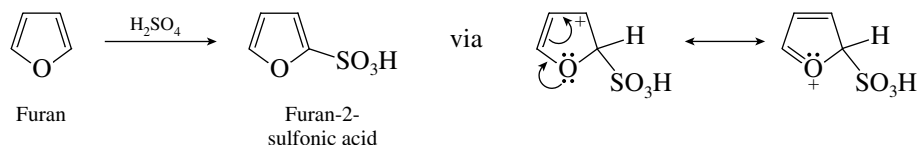
or any of its resonance forms. Because of its tertiary carbocation character, this cation is more stable than the corresponding cyclohexadienyl cation intermediate from benzene.

- (f) A nitro substituent is deactivating and meta-directing. The most stable cyclohexadienyl cation formed in the bromination of nitrobenzene is

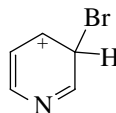


This ion is less stable than the cyclohexadienyl cation formed during bromination of benzene.

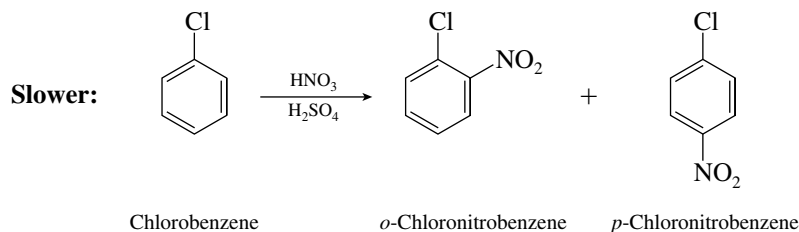
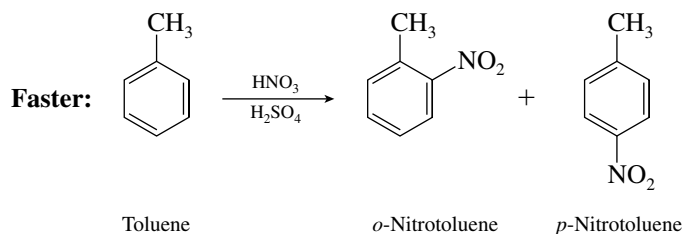
(g) Sulfonation of furan takes place at C-2. The cationic intermediate is more stable than the cyclohexadienyl cation formed from benzene because it is stabilized by electron release from oxygen.



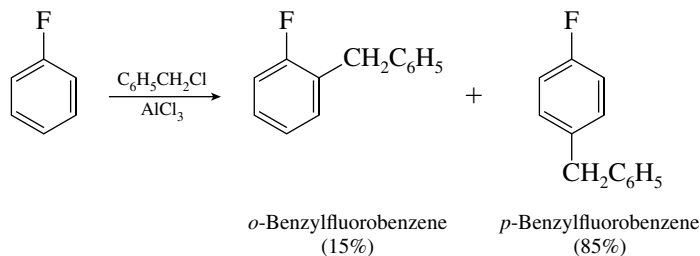
- (h) Pyridine reacts with electrophiles at C-3. It is less reactive than benzene, and the carbocation intermediate is less stable than the corresponding intermediate formed from benzene.



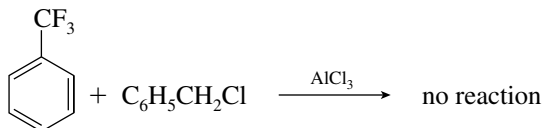
- 12.24 (a) Toluene is more reactive than chlorobenzene in electrophilic aromatic substitution reactions because a methyl substituent is activating but a halogen substituent is deactivating. Both are ortho, para-directing, however. Nitration of toluene is faster than nitration of chlorobenzene.



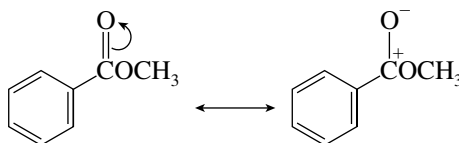
- (b) A fluorine substituent is not nearly as strongly deactivating as a trifluoromethyl group. The reaction that takes place is Friedel–Crafts alkylation of fluorobenzene.



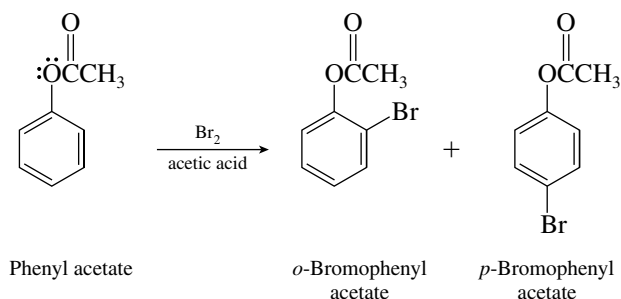
Strongly deactivated aromatic compounds do not undergo Friedel–Crafts reactions.



- (c) A carbonyl group directly bonded to a benzene ring strongly **deactivates** it toward electrophilic aromatic substitution. Methyl benzoate is much less reactive than benzene.

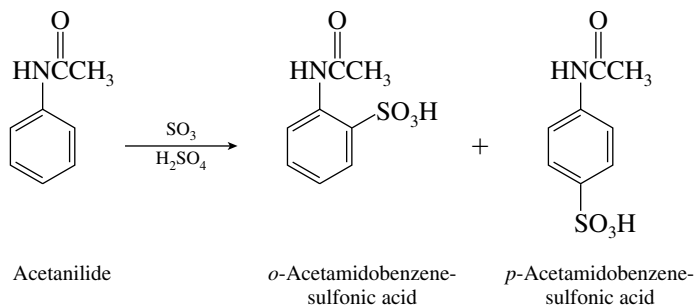
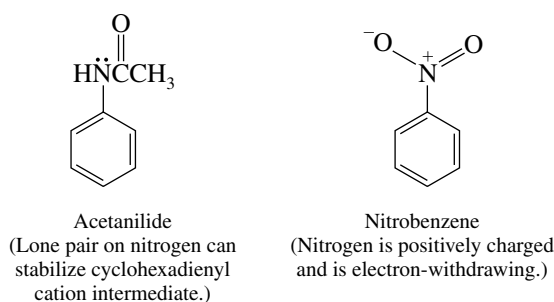


An oxygen substituent directly attached to the ring strongly **activates** it toward electrophilic aromatic substitution. Phenyl acetate is much more reactive than benzene or methyl benzoate.

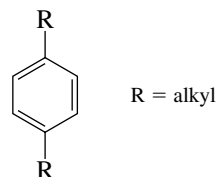


Bromination of methyl benzoate requires more vigorous conditions; catalysis by iron(III) bromide is required for bromination of deactivated aromatic rings.

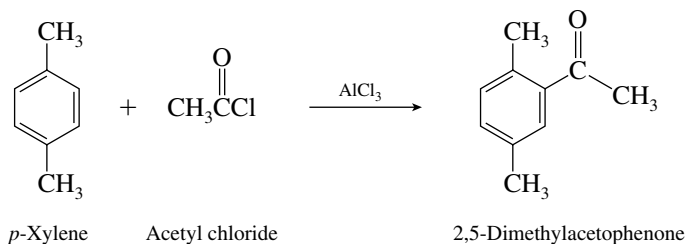
- (d) Acetanilide is strongly activated toward electrophilic aromatic substitution and reacts faster than nitrobenzene, which is strongly deactivated.



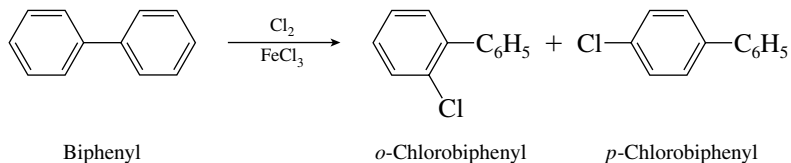
- (e) Both substrates are of the type



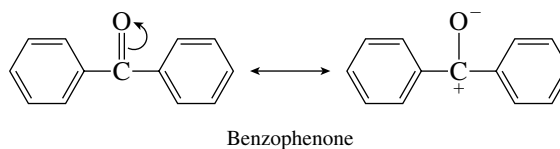
and are activated toward Friedel–Crafts acylation. Since electronic effects are comparable, we look to differences in steric factors and conclude that reaction will be faster for R = CH₃ than for R = (CH₃)₃C—.



- (f) A phenyl substituent is activating and ortho, para-directing. Biphenyl will undergo chlorination readily.

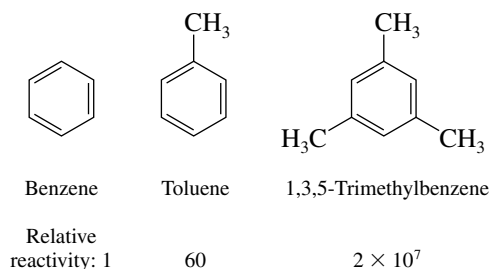


Each benzene ring of benzophenone is deactivated by the carbonyl group.

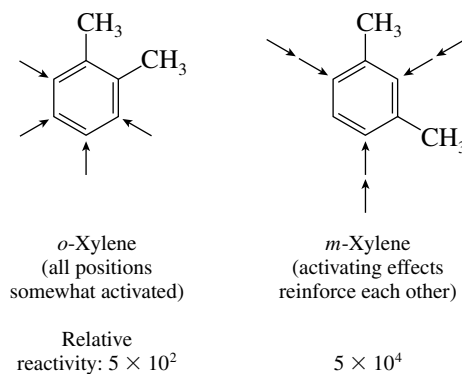


Benzophenone is much less reactive than biphenyl in electrophilic aromatic substitution reactions.

- 12.25** Reactivity toward electrophilic aromatic substitution increases with increasing number of electron-releasing substituents. Benzene, with no methyl substituents, is the least reactive, followed by toluene, with one methyl group. 1,3,5-Trimethylbenzene, with three methyl substituents, is the most reactive.

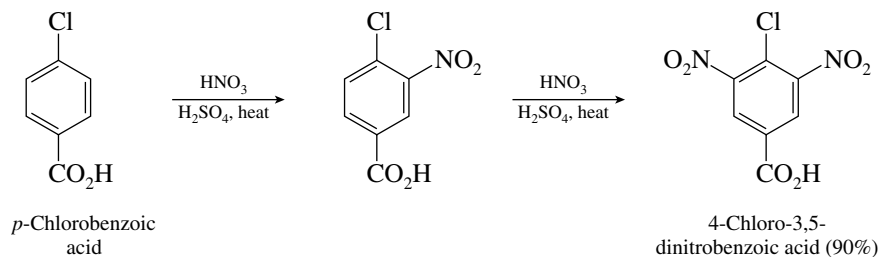


o-Xylene and *m*-xylene are intermediate in reactivity between toluene and 1,3,5-trimethylbenzene. Of the two, *m*-xylene is more reactive than *o*-xylene because the activating effects of the two methyl groups reinforce each other.

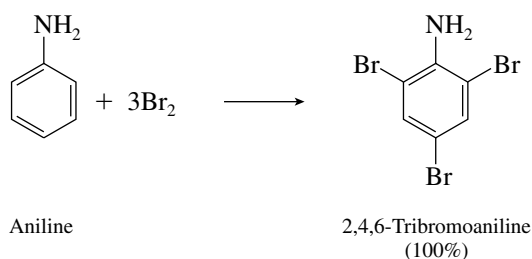


- 12.26** (a) Chlorine is ortho, para-directing, carboxyl is meta-directing. The positions that are ortho to the chlorine are meta to the carboxyl, so that both substituents direct an incoming electrophile to the same position. Introduction of the second nitro group at the remaining

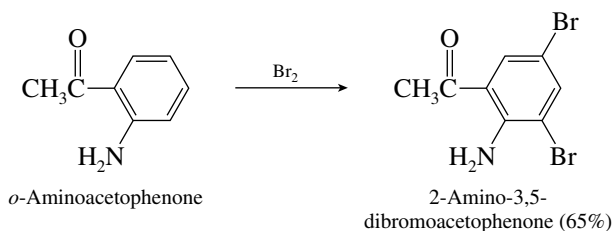
position that is ortho to the chlorine puts it meta to the carboxyl and meta to the first nitro group.



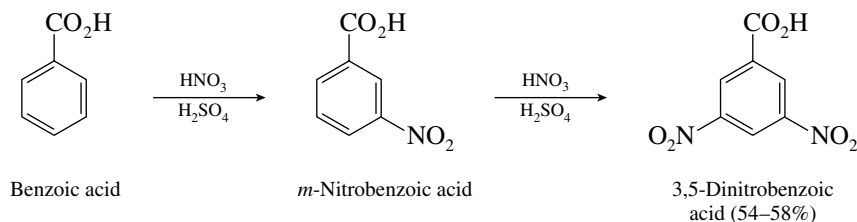
- (b) An amino group is one of the strongest activating substituents. The para and both ortho positions are readily substituted in aniline. When aniline is treated with excess bromine, 2,4,6-tribromoaniline is formed in quantitative yield.



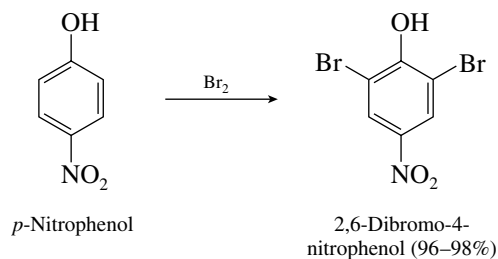
- (c) The positions ortho and para to the amino group in *o*-aminoacetophenone are the ones most activated toward electrophilic aromatic substitution.



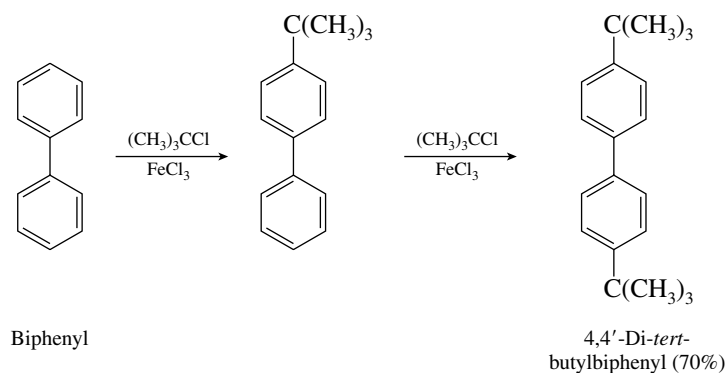
- (d) The carboxyl group in benzoic acid is meta-directing, and so nitration gives *m*-nitrobenzoic acid. The second nitration step introduces a nitro group meta to both the carboxyl group and the first nitro group.



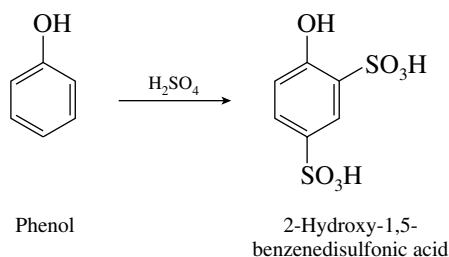
- (e) Both bromine substituents are introduced ortho to the strongly activating hydroxyl group in *p*-nitrophenol.



- (f) Friedel–Crafts alkylation occurs when biphenyl is treated with *tert*-butyl chloride and iron (III) chloride (a Lewis acid catalyst); the product of monosubstitution is *p-tert*-butylbiphenyl. All the positions of the ring that bears the *tert*-butyl group are sterically hindered, so the second alkylation step introduces a *tert*-butyl group at the para position of the second ring.

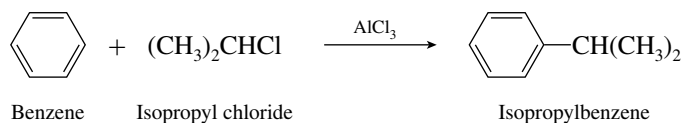


- (g) Disulfonation of phenol occurs at positions ortho and para to the hydroxyl group. The ortho, para product predominates over the ortho, ortho one.



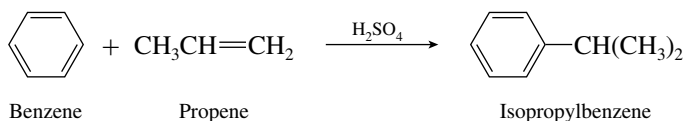
12.27 When carrying out each of the following syntheses, evaluate how the structure of the product differs from that of benzene or toluene; that is, determine which groups have been substituted on the benzene ring or altered in some way. The sequence of reaction steps when multiple substitution is desired is important; recall that some groups direct ortho, para and others meta.

- (a) Isopropylbenzene may be prepared by a Friedel–Crafts alkylation of benzene with isopropyl chloride (or bromide, or iodide).



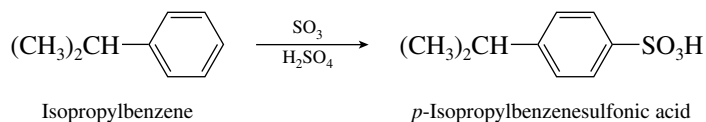
It would not be appropriate to use propyl chloride and trust that a rearrangement would lead to isopropylbenzene, because a mixture of propylbenzene and isopropylbenzene would be obtained.

Isopropylbenzene may also be prepared by alkylation of benzene with propene in the presence of sulfuric acid.



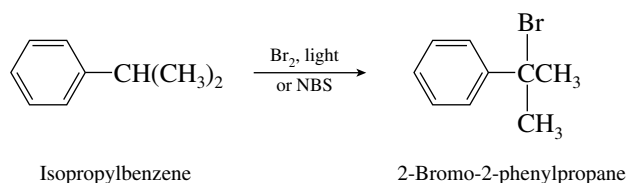
- (b) Since the isopropyl and sulfonic acid groups are para to each other, the first group introduced on the ring must be the ortho, para director, that is, the isopropyl group. We may therefore use the product of part (a), isopropylbenzene, in this synthesis. An isopropyl group is a fairly

bulky ortho, para director, and so sulfonation of isopropylbenzene gives mainly *p*-isopropylbenzenesulfonic acid.

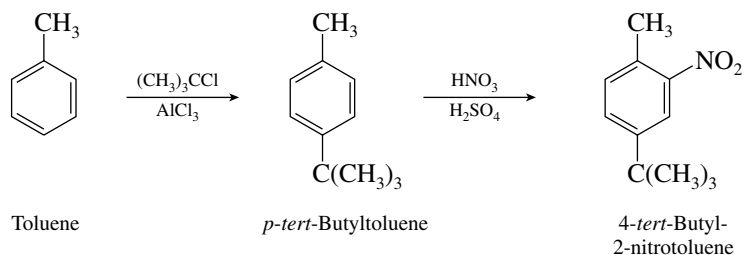


A sulfonic acid group is meta-directing, so that the order of steps must be alkylation followed by sulfonation rather than the reverse.

- (c) Free-radical halogenation of isopropylbenzene occurs with high regioselectivity at the benzylic position. *N*-Bromosuccinimide (NBS) is a good reagent to use for benzylic bromination reactions.

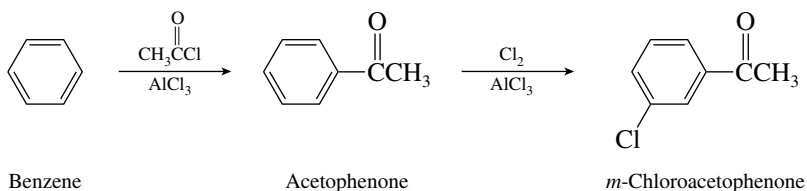


- (d) Toluene is an obvious starting material for the preparation of 4-*tert*-butyl-2-nitrotoluene. Two possibilities, both involving nitration and alkylation of toluene, present themselves; the problem to be addressed is in what order to carry out the two steps. Friedel–Crafts alkylation must precede nitration.

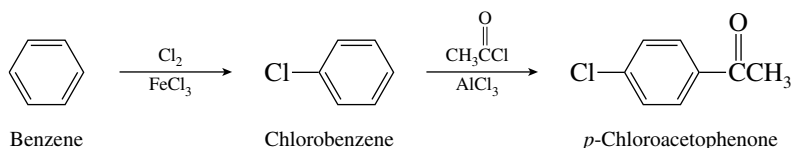


Introduction of the nitro group as the first step is an unsatisfactory approach since Friedel–Crafts reactions cannot be carried out on nitro-substituted aromatic compounds.

- (e) Two electrophilic aromatic substitution reactions need to be performed: chlorination and Friedel–Crafts acylation. The order in which the reactions are carried out is important; chlorine is an ortho, para director, and the acetyl group is a meta director. Since the groups are meta in the desired compound, introduce the acetyl group first.

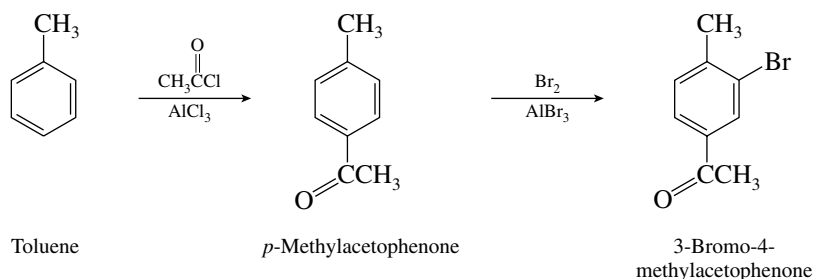


- (f) Reverse the order of steps in part (e) to prepare *p*-chloroacetophenone.



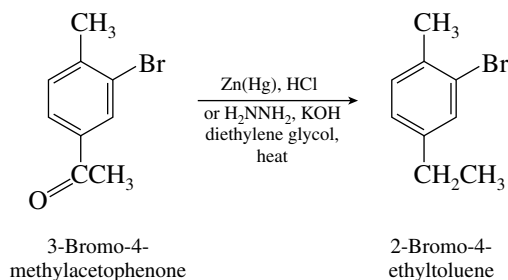
Friedel–Crafts reactions can be carried out on halobenzenes but not on arenes that are more strongly deactivated.

- (g) Here again the problem involves two successive electrophilic aromatic substitution reactions, in this case using toluene as the initial substrate. The proper sequence is Friedel–Crafts acylation first, followed by bromination of the ring.

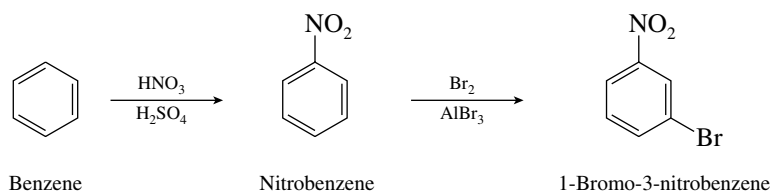


If the sequence of steps had been reversed, with halogenation preceding acylation, the first intermediate would be *o*-bromotoluene, Friedel–Crafts acylation of which would give a complex mixture of products because both groups are ortho, para-directing. On the other hand, the orienting effects of the two groups in *p*-methylacetophenone reinforce each other, so that its bromination is highly regioselective and in the desired direction.

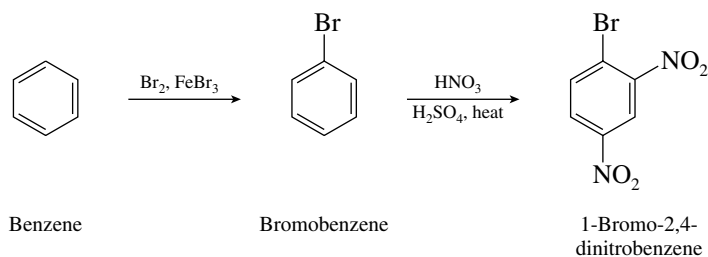
- (h) Recalling that alkyl groups attached to the benzene ring by CH₂ may be prepared by reduction of the appropriate ketone, we may reduce 3-bromo-4-methylacetophenone, as prepared in part (g), by the Clemmensen or Wolff–Kishner procedure to give 2-bromo-4-ethyltoluene.



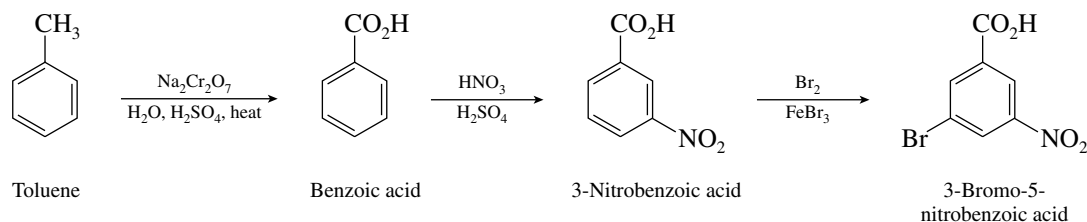
- (i) This is a relatively straightforward synthetic problem. Bromine is an ortho, para-directing substituent; nitro is meta-directing. Nitrate first, and then brominate to give 1-bromo-3-nitrobenzene.



- (j) Take advantage of the ortho, para-directing properties of bromine to prepare 1-bromo-2,4-dinitrobenzene. Brominate first, and then nitrate under conditions that lead to disubstitution. The nitro groups are introduced at positions ortho and para to the bromine and meta to each other.

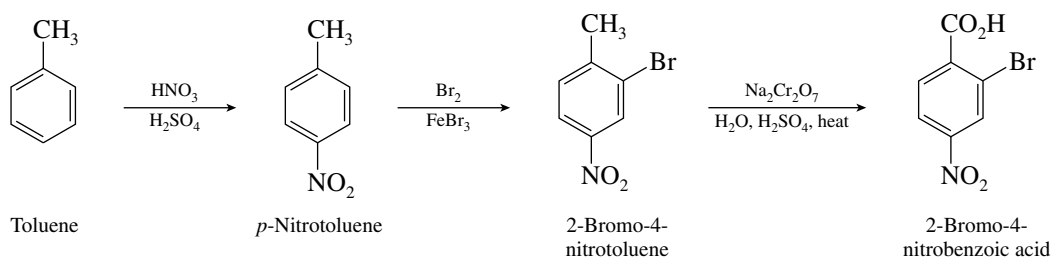


- (k) Although bromo and nitro substituents are readily introduced by electrophilic aromatic substitution, the only methods we have available so far to prepare carboxylic acids is by oxidation of alkyl side chains. Thus, use toluene as a starting material, planning to convert the methyl group to a carboxyl group by oxidation. Nitrate next; nitro and carboxyl are both meta-directing groups, so that the bromination in the last step occurs with the proper regioselectivity.



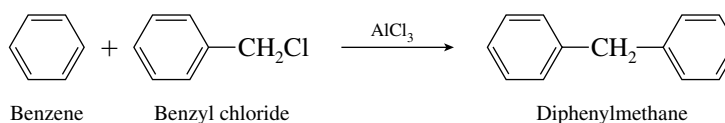
If bromination is performed prior to nitration, the bromine substituent will direct an incoming electrophile to positions ortho and para to itself, giving the wrong orientation of substituents in the product.

- (l) Again toluene is a suitable starting material, with its methyl group serving as the source of the carboxyl substituent. The orientation of the substituents in the final product requires that the methyl group be retained until the final step.

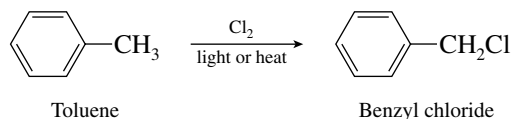


Nitration must precede bromination, as in the previous part, in order to prevent formation of an undesired mixture of isomers.

- (m) Friedel–Crafts alkylation of benzene with benzyl chloride (or benzyl bromide) is a satisfactory route to diphenylmethane.

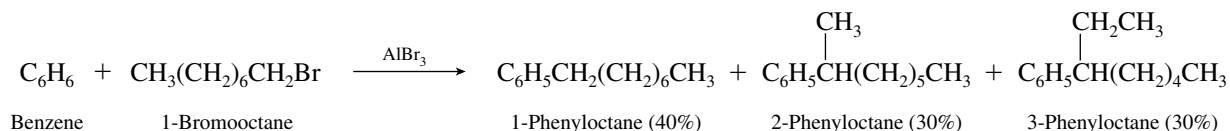


Benzyl chloride is prepared by free-radical chlorination of toluene.

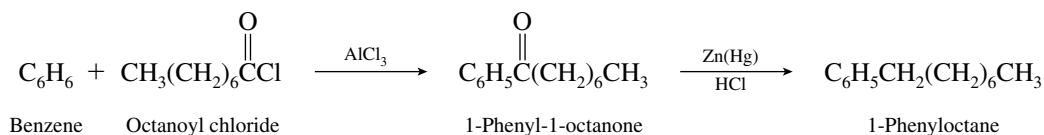


Alternatively, benzene could have been subjected to Friedel–Crafts acylation with benzoyl chloride to give benzophenone. Clemmensen or Wolff–Kishner reduction of benzophenone would then furnish diphenylmethane.

- (n) 1-Phenyloctane cannot be prepared efficiently by direct alkylation of benzene, because of the probability that rearrangement will occur. Indeed, a mixture of 1-phenyloctane and 2-phenyloctane is formed under the usual Friedel–Crafts conditions, along with 3-phenyloctane.

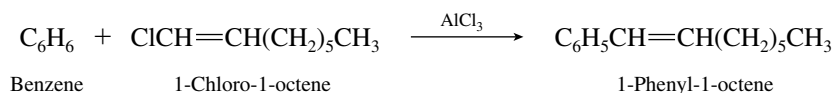


A method that permits the synthesis of 1-phenyloctane free of isomeric compounds is acylation followed by reduction.



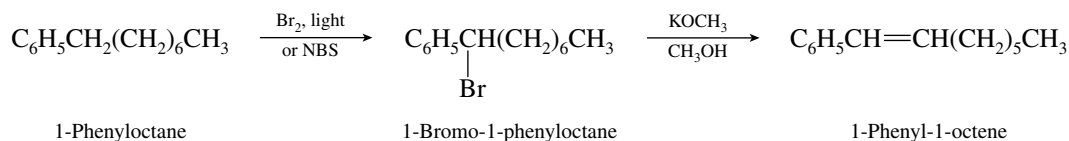
Alternatively, Wolff–Kishner conditions (hydrazine, potassium hydroxide, diethylene glycol) could be used in the reduction step.

- (o) Direct alkenylation of benzene under Friedel–Crafts reaction conditions does not take place, and so 1-phenyl-1-octene cannot be prepared by the reaction

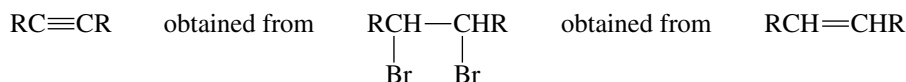


No! Reaction effective only with *alkyl* halides, not 1-haloalkenes.

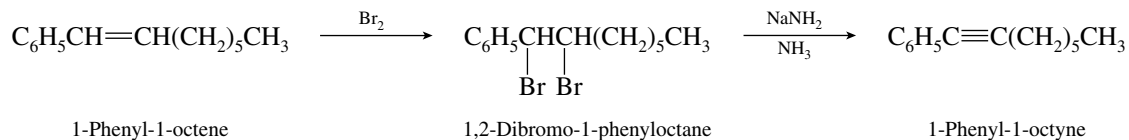
Having already prepared 1-phenyloctane in part (n), however, we can functionalize the benzylic position by bromination and then carry out a dehydrohalogenation to obtain the target compound.



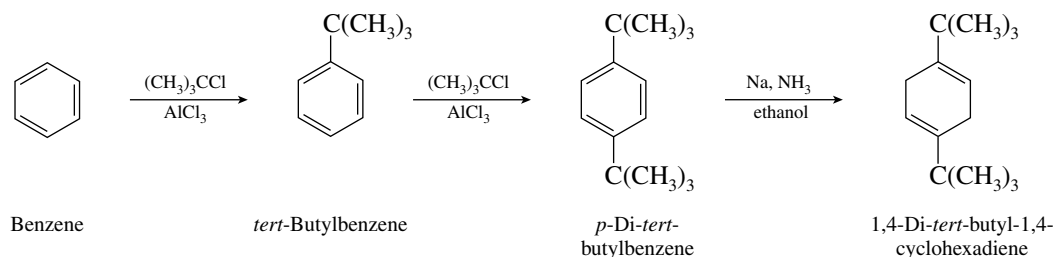
- (p) 1-Phenyl-1-octyne cannot be prepared in one step from benzene; 1-haloalkynes are unsuitable reactants for a Friedel–Crafts process. In Chapter 9, however, we learned that alkynes may be prepared from the corresponding alkene:



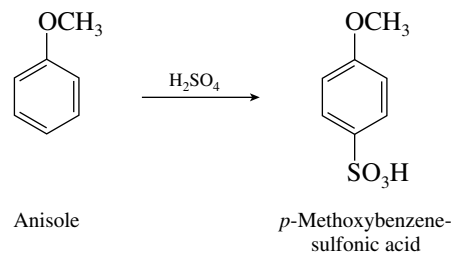
Using the alkene prepared in part (o),



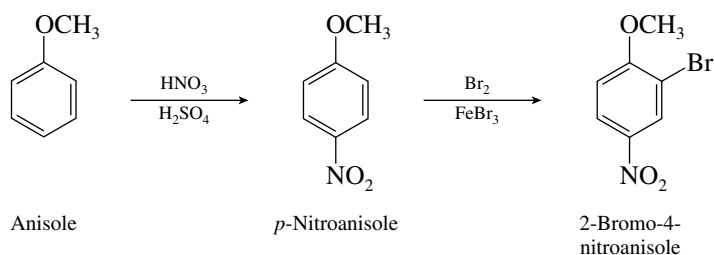
- (q) Nonconjugated cyclohexadienes are prepared by Birch reduction of arenes. Thus the last step in the synthesis of 1,4-di-*tert*-butyl-1,4-cyclohexadiene is the Birch reduction of 1,4-di-*tert*-butylbenzene.



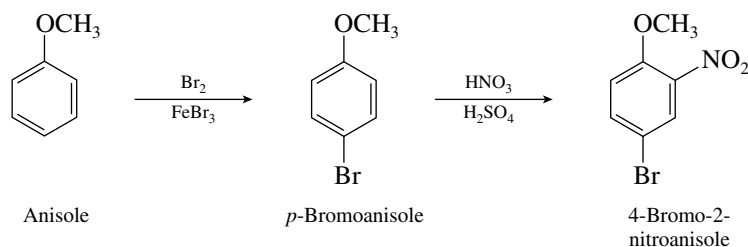
- 12.28 (a) Methoxy is an ortho, para-directing substituent. All that is required to prepare *p*-methoxybenzenesulfonic acid is to sulfonate anisole.



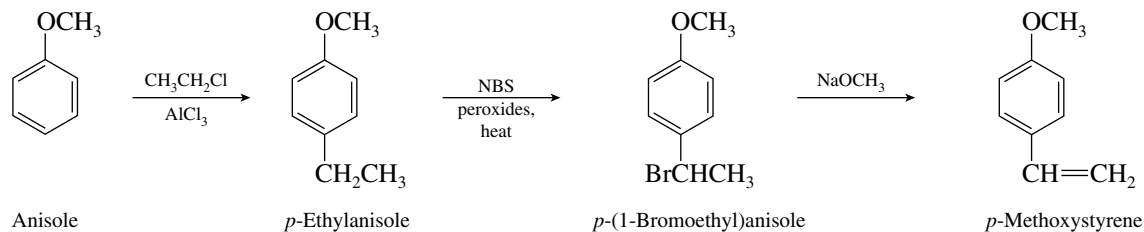
- (b) In reactions involving disubstitution of anisole, the better strategy is to introduce the para substituent first. The methoxy group is ortho, para-directing, but para substitution predominates.



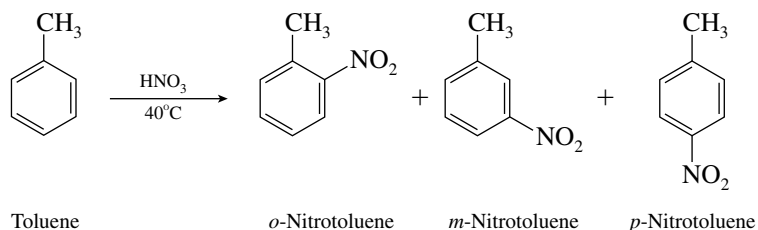
- (c) Reversing the order of the steps used in part (b) yields 4-bromo-2-nitroanisole.



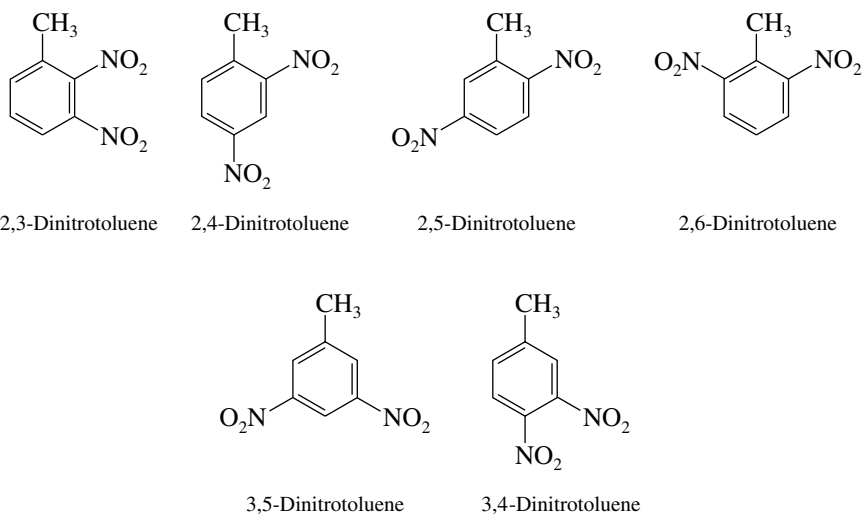
- (d) Direct introduction of a vinyl substituent onto an aromatic ring is not a feasible reaction. *p*-Methoxystyrene must be prepared in an indirect way by adding an ethyl side chain and then taking advantage of the reactivity of the benzylic position by bromination (e.g., with *N*-bromosuccinimide) and dehydrohalogenation.



- 12.29 (a) Methyl is an ortho, para-directing substituent, and toluene yields mainly *o*-nitrotoluene and *p*-nitrotoluene on mononitration. Some *m*-nitrotoluene is also formed.

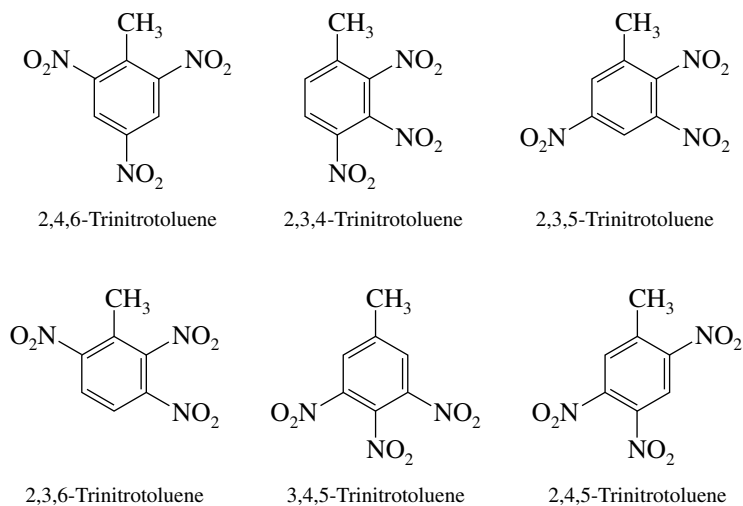


(b) There are six isomeric dinitrotoluenes:



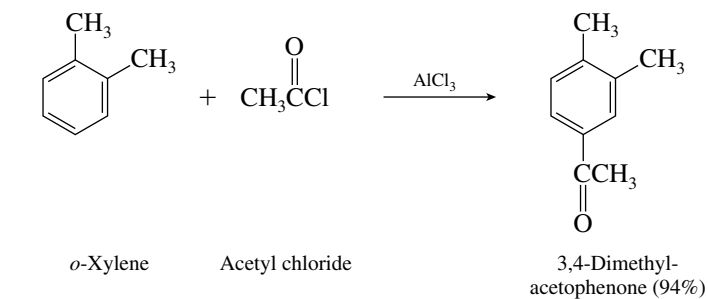
The least likely product is 3,5-dinitrotoluene because neither of its nitro groups is ortho or para to the methyl group.

(c) There are six trinitrotoluene isomers:

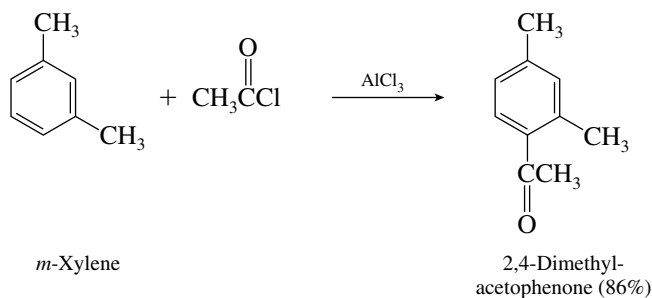


The most likely major product is 2,4,6-trinitrotoluene because all the positions activated by the methyl group are substituted. This is, in fact, the compound commonly known as TNT.

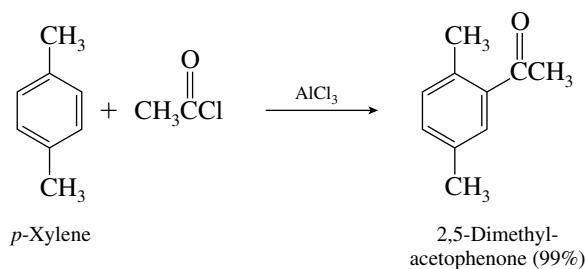
12.30 From *o*-xylene:



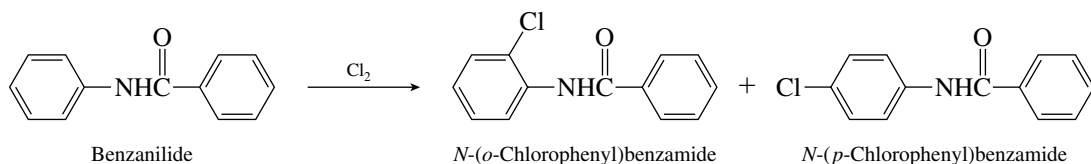
From *m*-xylene:



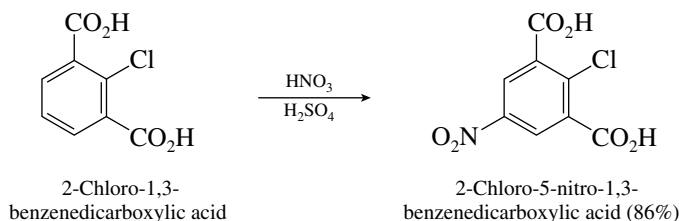
From *p*-xylene:



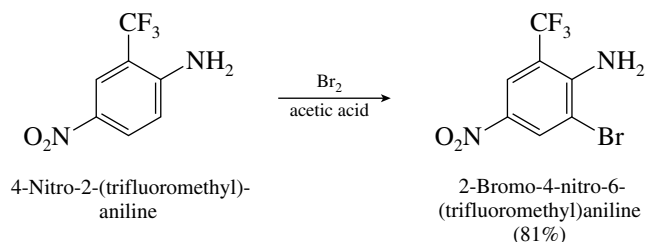
- 12.31** The ring that bears the nitrogen in benzanilide is activated toward electrophilic aromatic substitution. The ring that bears the $\text{C}=\text{O}$ is strongly deactivated.



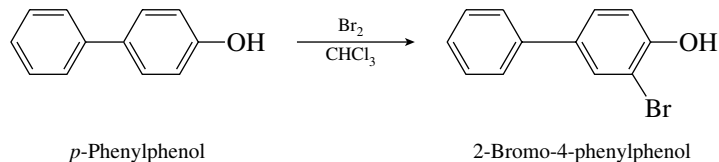
- 12.32** (a) Nitration of the ring takes place para to the ortho, para-directing chlorine substituent; this position is also meta to the meta-directing carboxyl groups.



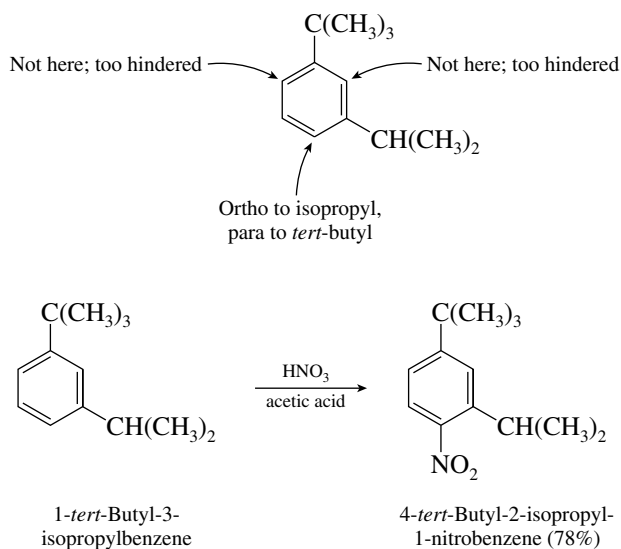
- (b) Bromination of the ring occurs at the only available position activated by the amino group, a powerful activating substituent and an ortho, para director. This position is meta to the meta-directing trifluoromethyl group and to the meta-directing nitro group.



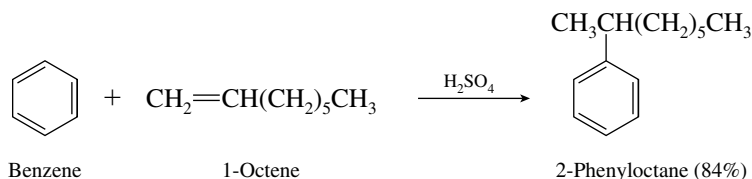
- (c) This may be approached as a problem in which there are two aromatic rings. One of them bears two activating substituents and so is more reactive than the other, which bears only one activating substituent. Of the two activating substituents ($-\text{OH}$ and C_6H_5-), the hydroxyl substituent is the more powerful and controls the regioselectivity of substitution.



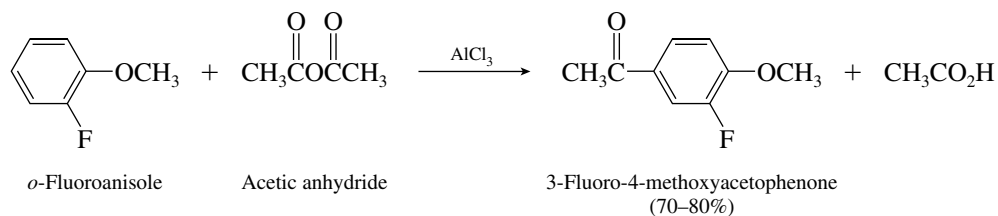
- (d) Both substituents are activating, nitration occurring readily even in the absence of sulfuric acid; both are ortho, para-directing and comparable in activating power. The position at which substitution takes place is therefore



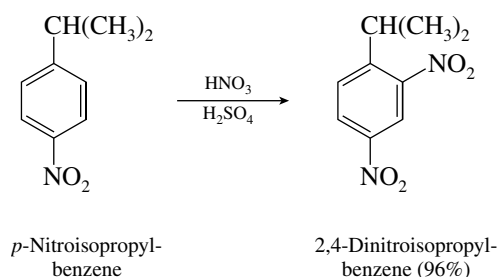
- (e) Protonation of 1-octene yields a secondary carbocation, which attacks benzene.



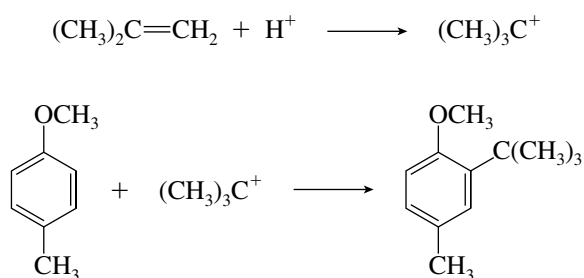
- (f) The reaction that occurs with arenes and acid anhydrides in the presence of aluminum chloride is Friedel-Crafts acylation. The methoxy group is the more powerful activating substituent, so acylation occurs para to it.



- (g) The isopropyl group is ortho, para-directing, and the nitro group is meta-directing. In this case their orientation effects reinforce each other. Electrophilic aromatic substitution takes place ortho to isopropyl and meta to nitro.

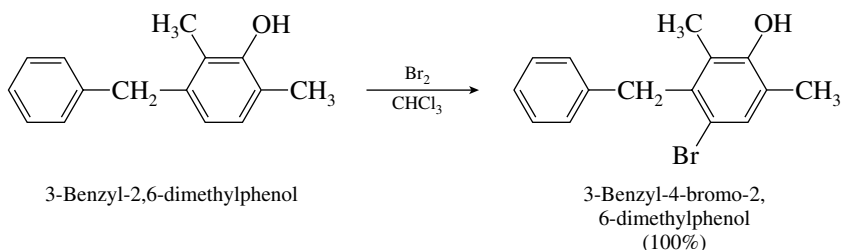


- (h) In the presence of an acid catalyst (H_2SO_4), 2-methylpropene is converted to *tert*-butyl cation, which then attacks the aromatic ring ortho to the strongly activating methoxy group.

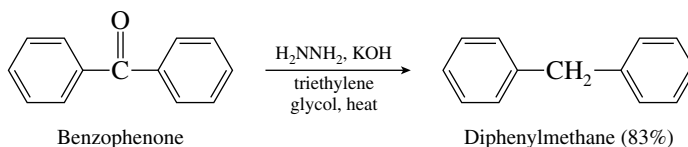


In this particular example, 2-*tert*-butyl-4-methylanisole was isolated in 98% yield.

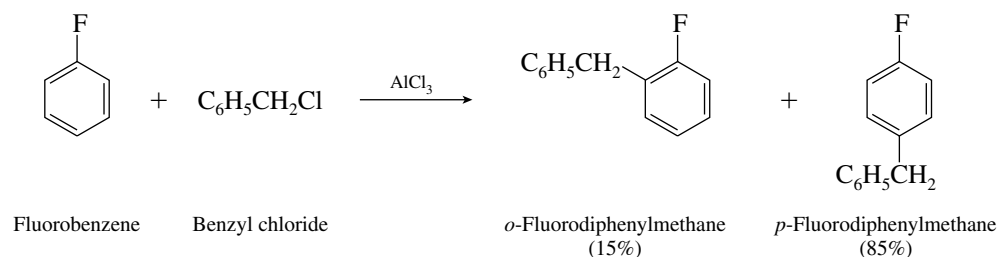
- (i) There are two things to consider in this problem: (1) In which ring does bromination occur, and (2) what is the orientation of substitution in that ring? All the substituents are activating groups, so substitution will take place in the ring that bears the greater number of substituents. Orientation is governed by the most powerful activating substituent, the hydroxyl group. Both positions ortho to the hydroxyl group are already substituted, so that bromination takes place para to it. The product shown was isolated from the bromination reaction in 100% yield.



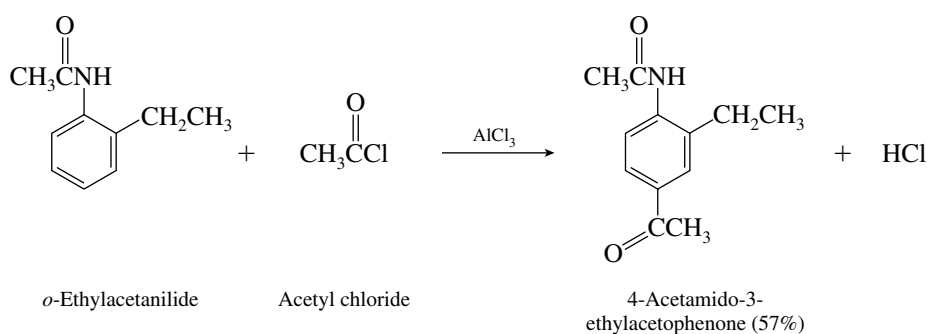
- (j) Wolff–Kishner reduction converts benzophenone to diphenylmethane.



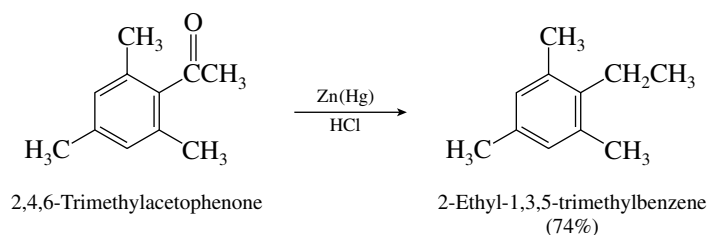
- (k) Fluorine is an ortho, para-directing substituent. It undergoes Friedel–Crafts alkylation on being treated with benzyl chloride and aluminum chloride to give a mixture of *o*-fluorodiphenylmethane and *p*-fluorodiphenylmethane.



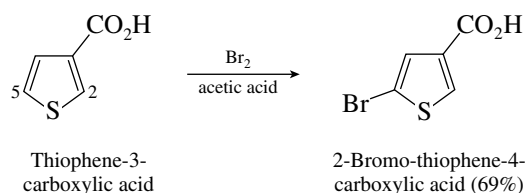
- (l) The $-\overset{\text{O}}{\parallel}{\text{NHCCH}_3}$ substituent is a more powerful activator than the ethyl group. It directs Friedel–Crafts acylation primarily to the position para to itself.



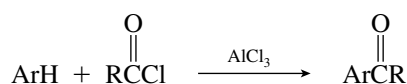
- (m) Clemmensen reduction converts the carbonyl group to a CH_2 unit.



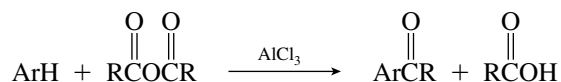
- (n) Bromination occurs at C-5 on thiophene-3-carboxylic acid. Reaction does not occur at C-2 since substitution at this position would place a carbocation adjacent to the electron-withdrawing carboxyl group.



12.33 In a Friedel–Crafts acylation reaction an acyl chloride or acid anhydride reacts with an arene to yield an aryl ketone.

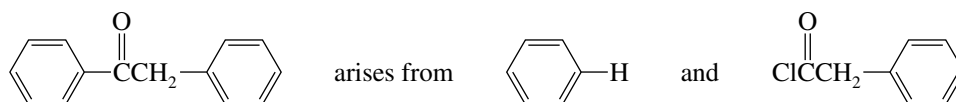


or

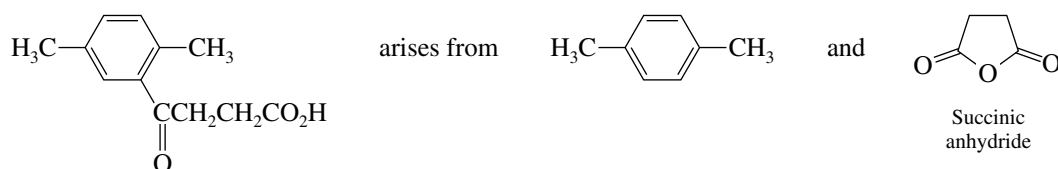


The ketone carbonyl is bonded directly to the ring. In each of these problems, therefore, you should identify the bond between the aromatic ring and the carbonyl group and realize that it arises as shown in this general reaction.

- (a) The compound is derived from benzene and $\text{C}_6\text{H}_5\text{CH}_2\text{COCl}$. The observed yield in this reaction is 82%.

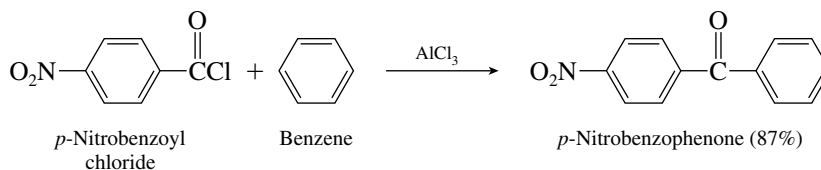


- (b) The presence of the $\text{ArCCH}_2\text{CH}_2\text{CO}_2\text{H}$ unit suggests an acylation reaction using succinic anhydride.

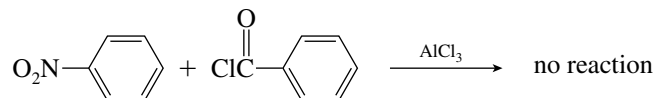


In practice, this reaction has been carried out in 55% yield.

- (c) Two methods seem possible here but only one actually works. The only effective combination is

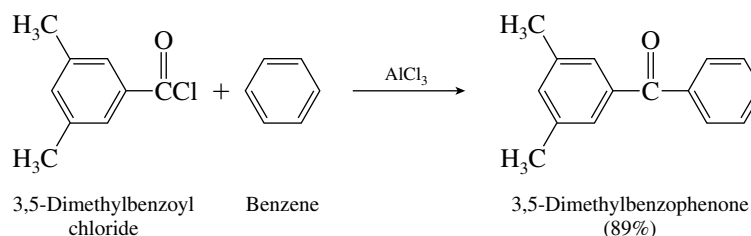


The alternative combination

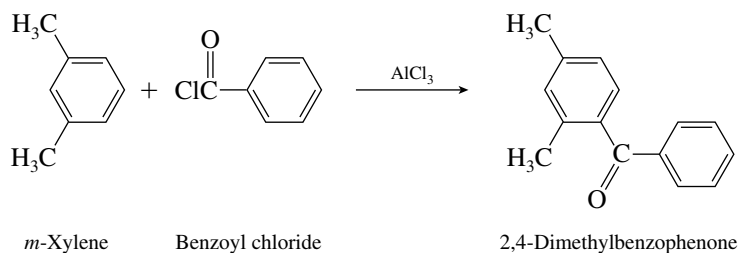


fails because it requires a Friedel–Crafts reaction on a strongly deactivated aromatic ring (nitrobenzene).

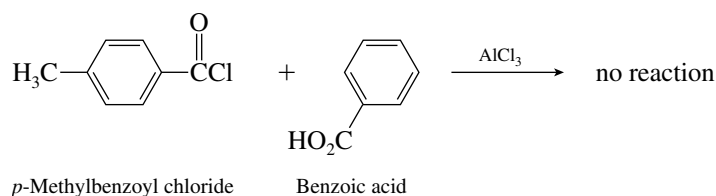
- (d) Here also two methods seem possible, but only one is successful in practice. The valid synthesis is



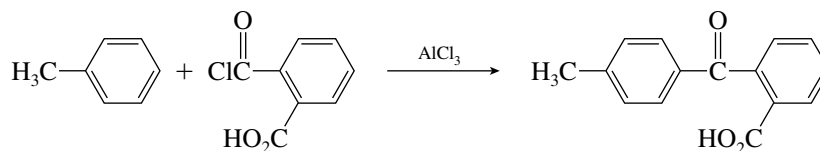
The alternative combination will not give 3,5-dimethylbenzophenone, because of the ortho, para-directing properties of the methyl substituents in *m*-xylene. The product will be 2,4-dimethylbenzophenone.



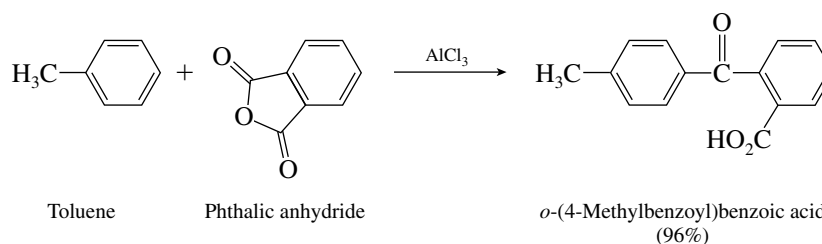
- (e) The combination that follows is not effective, because it involves a Friedel–Crafts reaction on a deactivated aromatic ring.



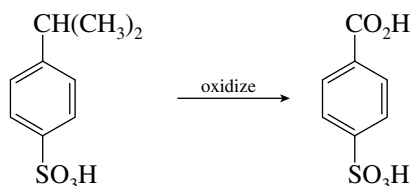
The following combination, utilizing toluene, therefore seems appropriate:



The actual sequence used a cyclic anhydride, phthalic anhydride, in a reaction analogous to that seen in part (b).

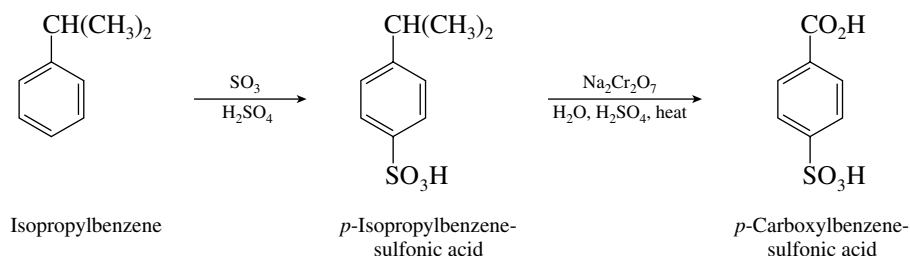


- 12.34 (a) The problem to be confronted here is that two meta-directing groups are para to each other in the product. However, by recognizing that the carboxylic acid function can be prepared by oxidation of the isopropyl group

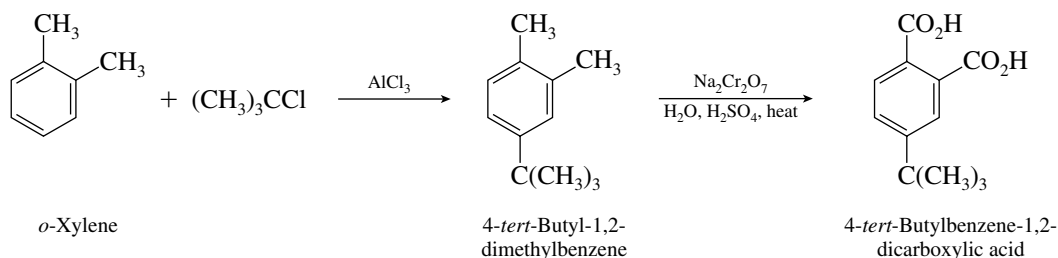


we have a reasonable last step in the synthesis. The key intermediate has its sulfonic acid group para to the ortho, para-directing isopropyl group, which suggests the following

approach:

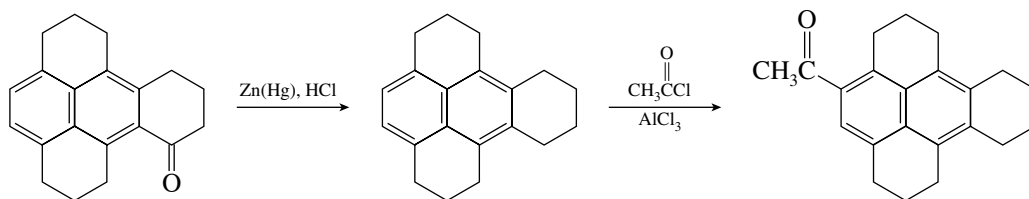


- (b) In this problem two methyl groups must be oxidized to carboxylic acid functions, and a *tert*-butyl group must be introduced, most likely by a Friedel–Crafts reaction. Since Friedel–Crafts alkylations cannot be performed on deactivated aromatic rings, oxidation must *follow*, not precede, alkylation. The following reaction sequence therefore seems appropriate:

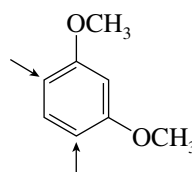


In practice, zinc chloride was used as the Lewis acid to catalyze the Friedel–Crafts reaction (64% yield). Oxidation of the methyl groups occurs preferentially because the *tert*-butyl group has no benzylic hydrogens.

- (c) The carbonyl group is directly attached to the naphthalene unit in the starting material. Reduce it in the first step so that a Friedel–Crafts acylation can be accomplished on the naphthalene ring. An aromatic ring that bears a strongly electron-withdrawing group such as C=O does not undergo Friedel–Crafts reactions.

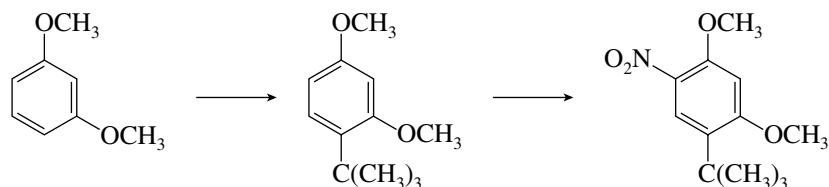


- (d) *m*-Dimethoxybenzene is a strongly activated aromatic compound and so will undergo electrophilic aromatic substitution readily. The ring position between the two methoxy groups is sterically hindered and less reactive than the other activated positions.

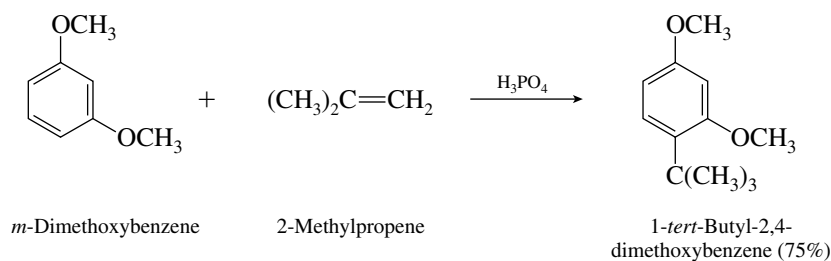


Arrows indicate equivalent ring positions strongly activated by methoxy groups.

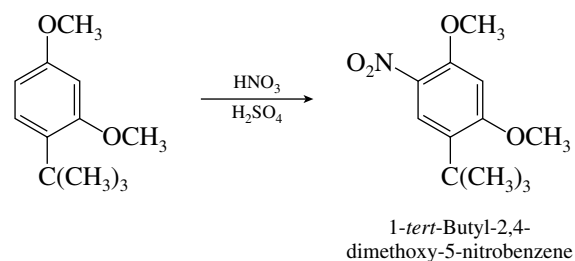
Because Friedel–Crafts reactions may not be performed on deactivated aromatic rings, the *tert*-butyl group must be introduced before the nitro group. The correct sequence is therefore



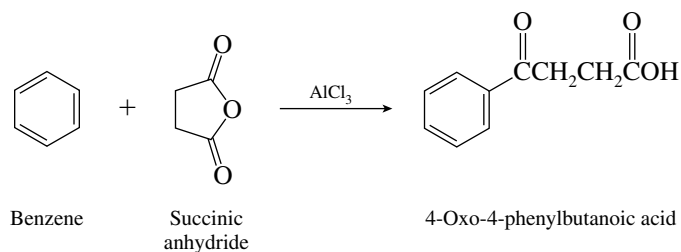
This is essentially the procedure actually followed. Alkylation was effected, however, not with *tert*-butyl chloride and aluminum chloride but with 2-methylpropene and phosphoric acid.



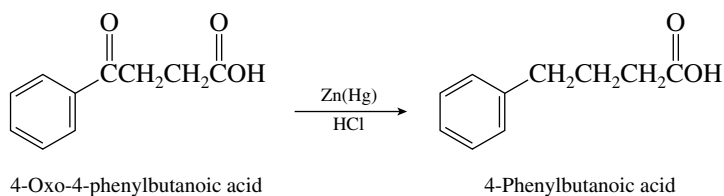
Nitration was carried out in the usual way. the orientation of nitration is controlled by the more powerfully activating methoxy groups rather than by the weakly activating *tert*-butyl.



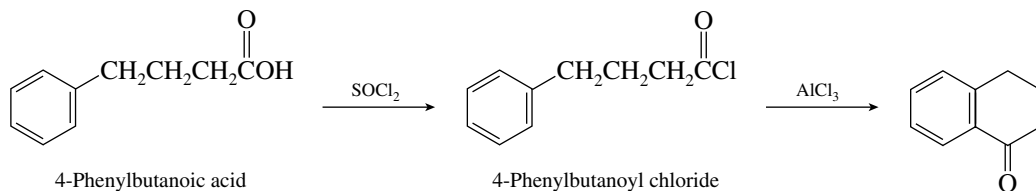
- 12.35** The first step is a Friedel–Crafts acylation reaction. The use of a cyclic anhydride introduces both the acyl and carboxyl groups into the molecule.



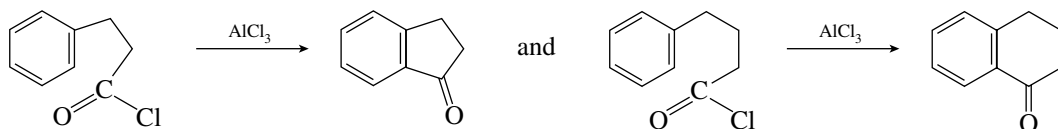
The second step is a reduction of the ketone carbonyl to a methylene group. A Clemmensen reduction is normally used for this step.



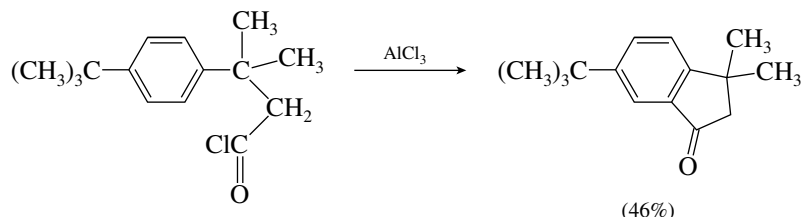
The cyclization phase of the process is an intramolecular Friedel–Crafts acylation reaction. It requires conversion of the carboxylic acid to the acyl chloride (thionyl chloride is a suitable reagent) followed by treatment with aluminum chloride.



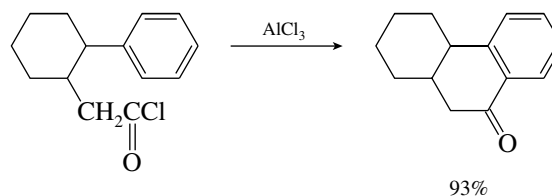
12.36 Intramolecular Friedel–Crafts acylation reactions that produce five-membered or six-membered rings occur readily. Cyclization must take place at the position ortho to the reacting side chain.



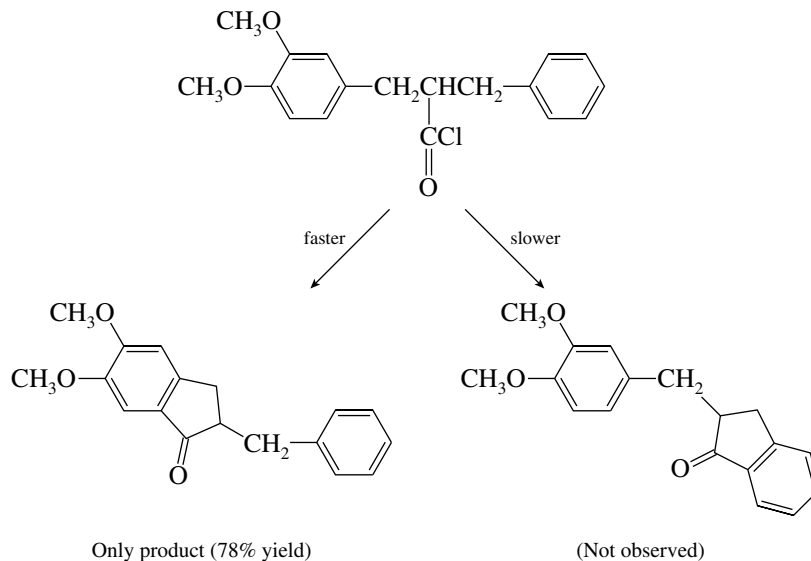
(a) A five-membered cyclic ketone is formed here.



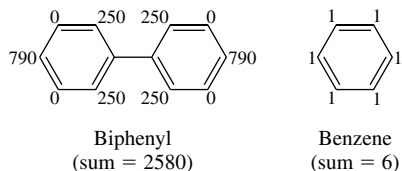
(b) This intramolecular Friedel–Crafts acylation takes place to form a six-membered cyclic ketone in excellent yield.



(c) In this case two aromatic rings are available for attack in the acylation reaction. The more reactive ring is the one that bears the two activating methoxy groups, and cyclization occurs on it.



- 12.37 (a) To determine the total rate of chlorination of biphenyl relative to that of benzene, we add up the partial rate factors for all the positions in each substrate and compare them.



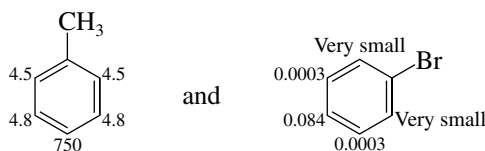
$$\text{Relative rate of chlorination: } \frac{\text{Biphenyl}}{\text{Benzene}} = \frac{2580}{6} = \frac{430}{1}$$

- (b) The relative rate of attack at the para position compared with the ortho positions is given by the ratio of their partial rate factors.


$$\frac{\text{Para}}{\text{Ortho}} = \frac{1580}{1000} = \frac{1.58}{1}$$

Therefore, 15.8 g of *p*-chlorobiphenyl is formed for every 10 g of *o*-chlorobiphenyl.

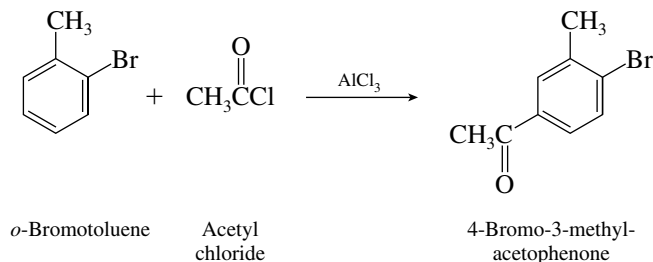
- 12.38 The problem stipulates that the reactivity of various positions in *o*-bromotoluene can be estimated by multiplying the partial rate factors for the corresponding positions in toluene and bromobenzene. Therefore, given the partial rate factors:



the two are multiplied together to give the combined effects of the two substituents at the various ring positions.

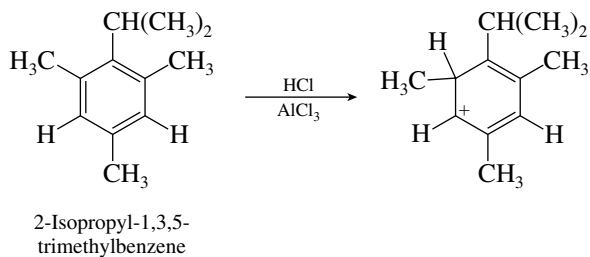


The most reactive position is the one that is para to bromine. The predicted product is therefore 4-bromo-3-methylacetophenone. Indeed, this is what is observed experimentally.

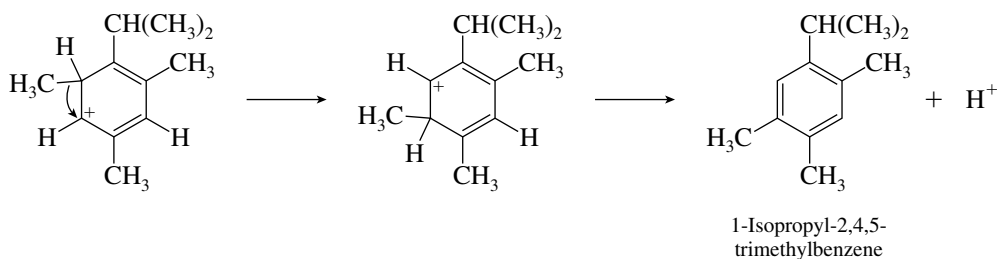


This was first considered to be “anomalous” behavior on the part of *o*-bromotoluene, but, as can be seen, it is consistent with the individual directing properties of the two substituents.

- 12.39 The isomerization is triggered by protonation of the aromatic ring, an electrophilic attack by HCl catalyzed by AlCl_3 .

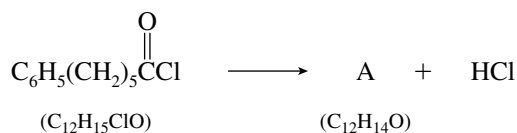


The carbocation then rearranges by a methyl shift, and the rearranged cyclohexadienyl cation loses a proton to form the isomeric product

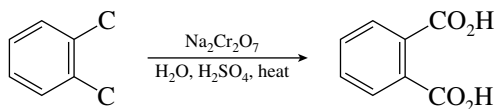


The driving force for rearrangement is relief of steric strain between the isopropyl group and one of its adjacent methyl groups. Isomerization is acid-catalyzed. Protonation of the ring generates the necessary carbocation intermediate and rearomatization occurs by loss of a proton.

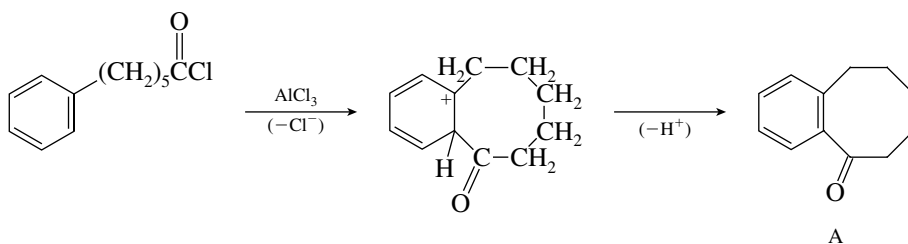
- 12.40 The relation of compound A to the starting material is



The starting acyl chloride has lost the elements of HCl in the formation of A. Because A forms benzene-1,2-dicarboxylic acid on oxidation, it must have two carbon substituents ortho to each other.

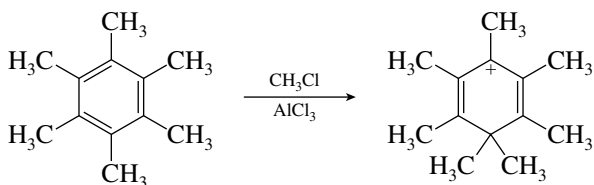


These facts suggest the following process:

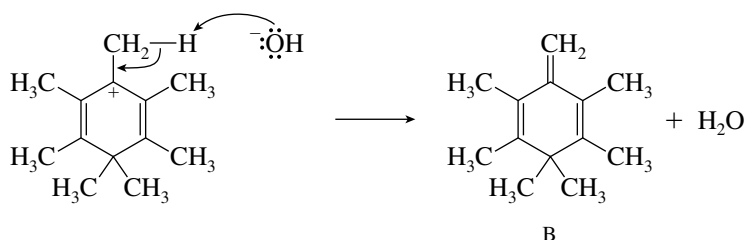


The reaction leading to compound A is an intramolecular Friedel–Crafts acylation. Since cyclization to form an eight-membered ring is difficult, it must be carried out in dilute solution to minimize competition with intermolecular acylation.

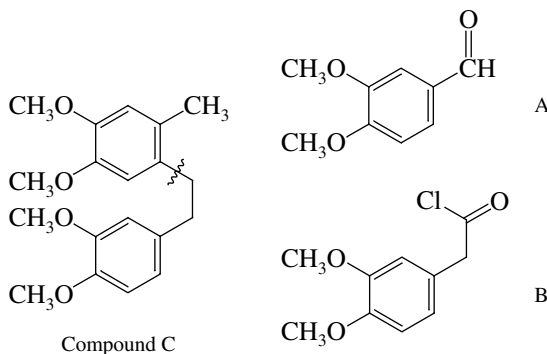
- 12.41** Although hexamethylbenzene has no positions available at which ordinary electrophilic aromatic *substitution* might occur, electrophilic *attack* on the ring can still take place to form a cyclohexadienyl cation.



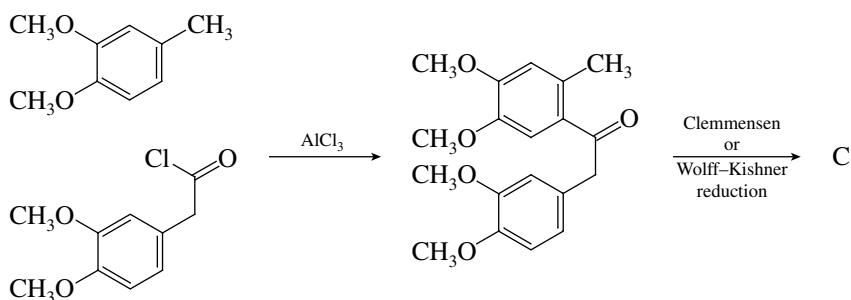
Compound A is the tetrachloroaluminate (AlCl_4^-) salt of the carbocation shown. It undergoes deprotonation on being treated with aqueous sodium bicarbonate.



- 12.42** By examining the structure of the target molecule, compound C, we see that the bond indicated in the following structure joins two fragments that are related to the given starting materials A and B:



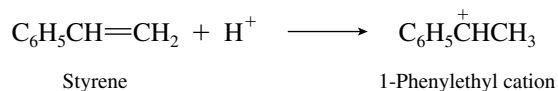
The bond connecting the two fragments can be made by a Friedel–Crafts acylation-reduction sequence using the acyl chloride B.



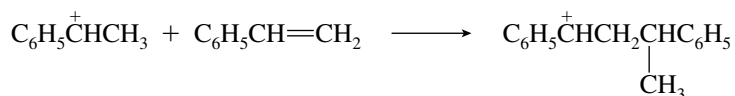
The orientation is right; attack is para to one of the methoxy groups and ortho to the methyl. The substrate for the Friedel–Crafts acylation reaction, 3,4-dimethoxytoluene, is prepared from compound A by a Clemmensen or Wolff–Kishner reduction. Compound A cannot be acylated directly because it bears a strongly deactivating —CH=O substituent.



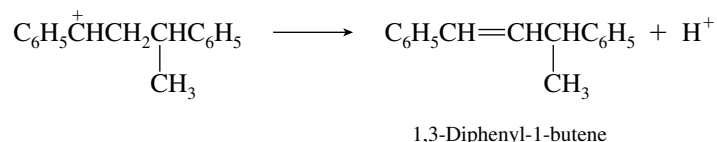
- 12.43** In the presence of aqueous sulfuric acid, the side-chain double bond of styrene undergoes protonation to form a benzylic carbocation.



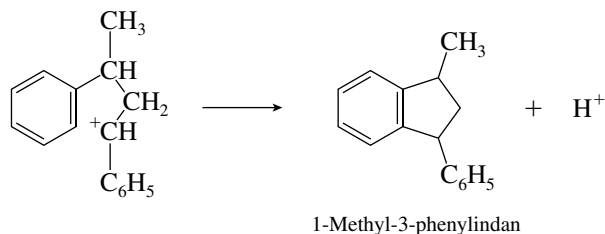
This carbocation then reacts with a molecule of styrene in the manner we have seen earlier (Chapter 6) for alkene dimerization.



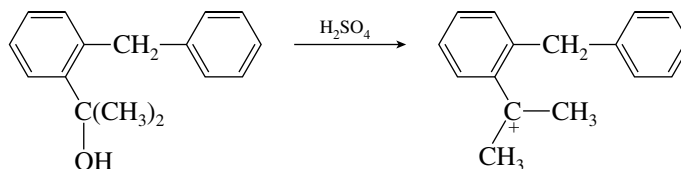
The carbocation produced in this step can lose a proton to form 1,3-diphenyl-1-butene



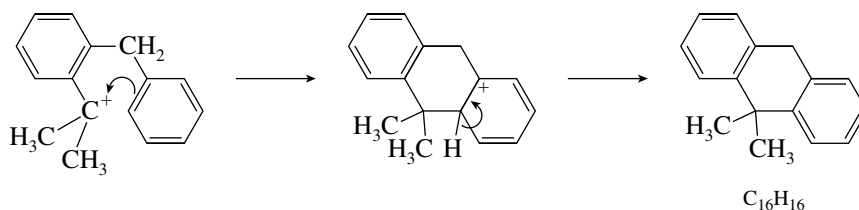
or it can undergo a cyclization reaction in what amounts to an intramolecular Friedel–Crafts alkylation



- 12.44** The alcohol is tertiary and benzylic. In the presence of sulfuric acid a carbocation is formed.



An intramolecular Friedel–Crafts alkylation reaction follows, in which the carbocation attacks the adjacent aromatic ring.

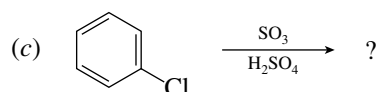
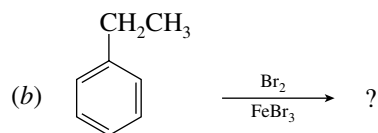
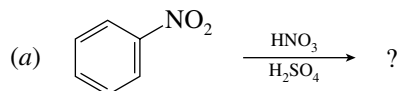


SELF-TEST

PART A

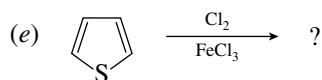
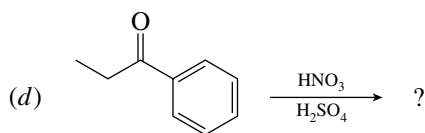
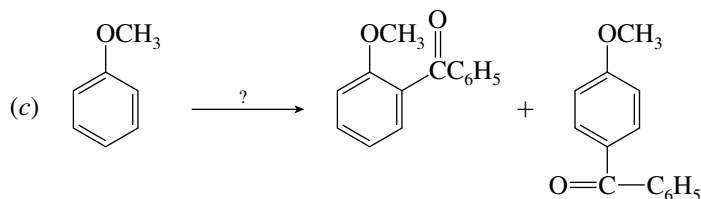
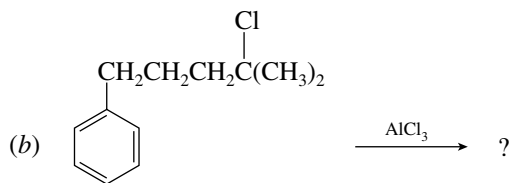
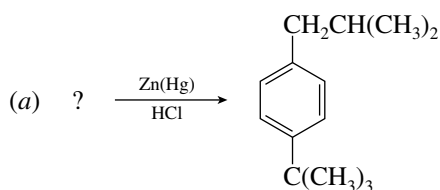
A-1. Write the three most stable resonance contributors to the cyclohexadienyl cation found in the ortho bromination of toluene.

A-2. Give the major product(s) for each of the following reactions. Indicate whether the reaction proceeds faster or slower than the corresponding reaction of benzene.

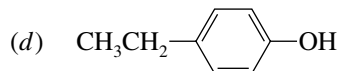
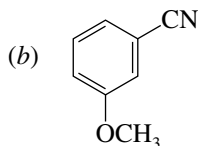
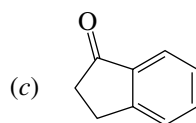
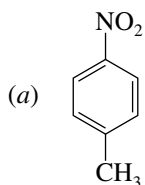


A-3. Write the formula of the electrophilic reagent species present in each reaction of the preceding problem.

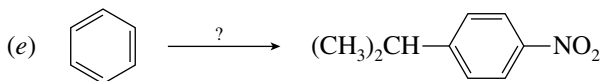
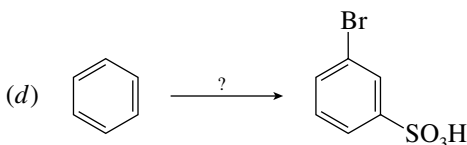
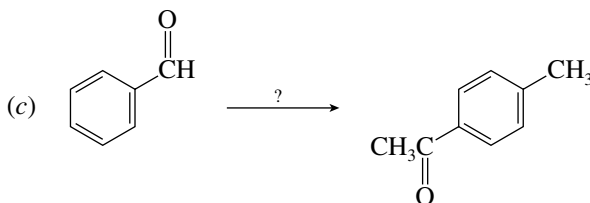
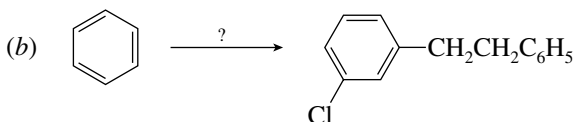
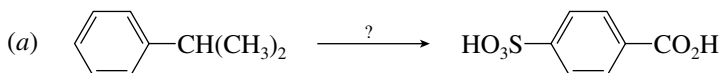
A-4. Provide the reactant, reagent, or product omitted from each of the following:



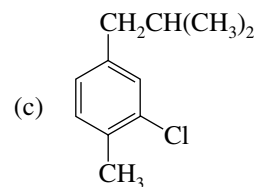
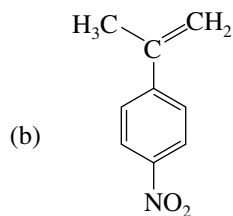
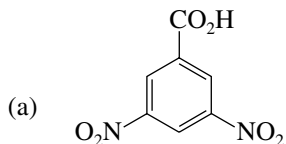
A-5. Draw the structure(s) of the major product(s) formed by reaction of each of the following compounds with Cl_2 and FeCl_3 . If two products are formed in significant amounts, draw them both.



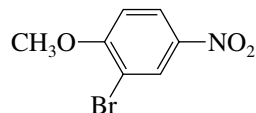
A-6. Provide the necessary reagents for each of the following transformations. More than one step may be necessary.



A-7. Outline a reasonable synthesis of each of the following from either benzene or toluene and any necessary organic or inorganic reagents.



- A-8.** Outline a reasonable synthesis of the compound shown using anisole ($C_6H_5OCH_3$) and any necessary inorganic reagents.



PART B

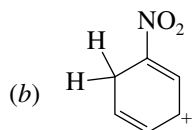
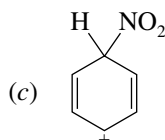
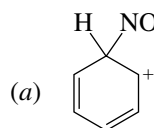
- B-1.** Consider the following statements concerning the effect of a trifluoromethyl group, $-CF_3$, on an electrophilic aromatic substitution.

1. The CF_3 group will activate the ring.
2. The CF_3 group will deactivate the ring.
3. The CF_3 group will be a meta director.
4. The CF_3 group will be an ortho, para director.

Which of these statements are correct?

- (a) 1, 3 (b) 1, 4 (c) 2, 3 (d) 2, 4

- B-2.** Which of the following resonance structures is **not** a contributor to the cyclohexadienyl cation intermediate in the nitration of benzene?



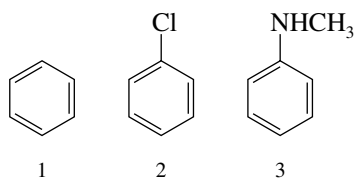
- (d) None of these (all are contributors)

- B-3.** All the following groups are activating ortho, para directors when attached to a benzene ring *except*

- (a) $-OCH_3$ (c) $-Cl$

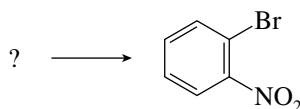
- (b) $-NHC(=O)CH_3$ (d) $-N(CH_3)_2$

- B-4.** Rank the following in terms of increasing reactivity toward nitration with HNO_3 , H_2SO_4 (least \rightarrow most):



- (a) $1 < 2 < 3$ (c) $3 < 1 < 2$
 (b) $2 < 1 < 3$ (d) $3 < 2 < 1$

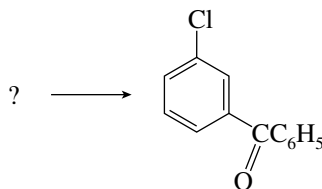
- B-5.** For the reaction



the best reactants are:

- (a) $C_6H_5Br + HNO_3, H_2SO_4$ (c) $C_6H_5Br + H_2SO_4, \text{heat}$
 (b) $C_6H_5NO_2 + Br_2, FeBr_3$ (d) $C_6H_5NO_2 + HBr$

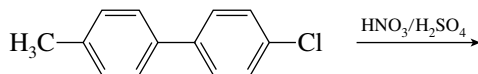
B-6. For the reaction



the best reactants are

- (a) $C_6H_5Cl + C_6H_5COCl, AlCl_3$ (c) $C_6H_5CH_2C_6H_5 + Cl_2, FeCl_3$, followed by oxidation with chromic acid
 (b) $C_6H_5COCH_3 + Cl_2, FeCl_3$ (d) None of these yields the desired product.

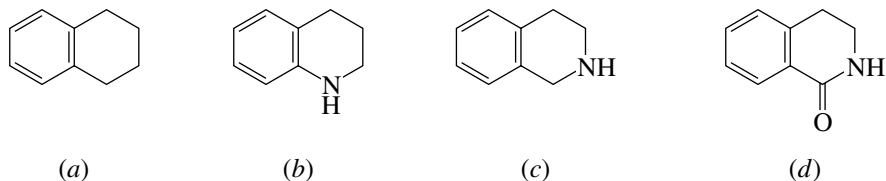
B-7. The reaction



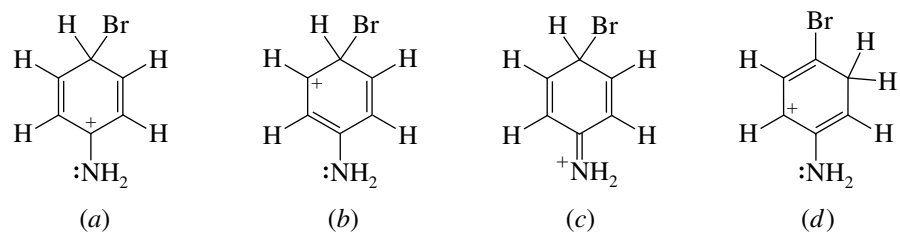
gives as the major product:

- (a) (c)
 (b) (d)

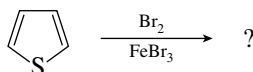
B-8. Which one of the following compounds undergoes bromination of its aromatic ring (electrophilic aromatic substitution) at the **fastest** rate?



B-9. Which one of the following is the **most stable**?



B-10. The major product of the reaction

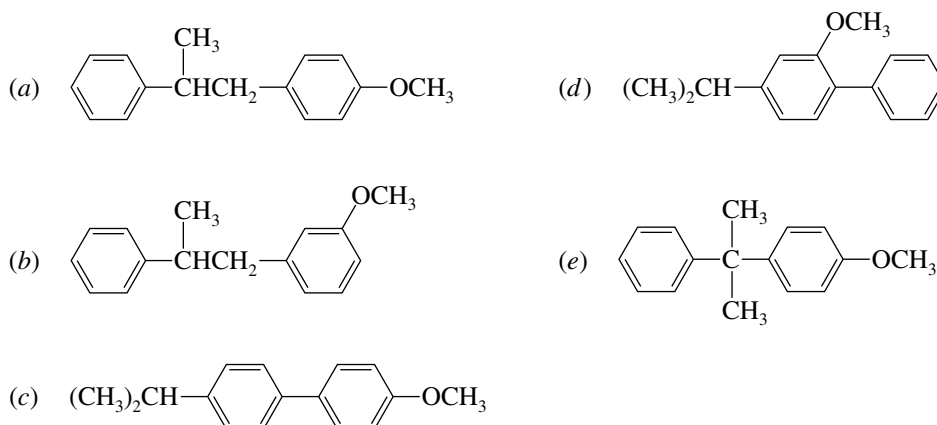
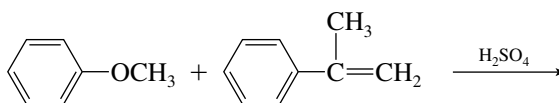


is

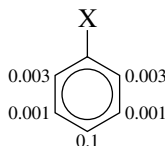


- (c) An **equal** mixture of compound (a) and (b) would form.
 (d) None of these; substitution would not occur.

B-11. What is the product of the following reaction?



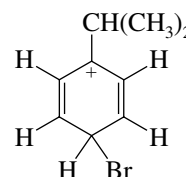
B-12. Partial rate factors are shown for nitration of a particular aromatic compound. Based on these data, the most reasonable choice for substituent X is:



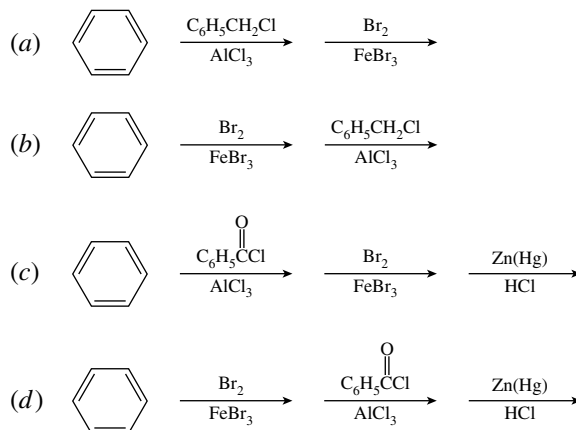
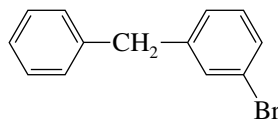
- (a) $-\text{N}(\text{CH}_3)_2$ (c) $-\text{Br}$ (e) $-\text{CH}=\text{O}$
 (b) $-\text{SO}_3\text{H}$ (d) $-\text{CH}(\text{CH}_3)_2$

B-13. Which reactants combine to give the species shown at the right as a reactive intermediate?

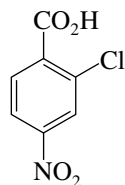
- (a) Benzene, isopropyl bromide, and HBr
 (b) Bromobenzene, isopropyl chloride, and AlCl_3
 (c) Isopropylbenzene, Br_2 , and FeBr_3
 (d) Isopropylbenzene, Br_2 , light, and heat
 (e) Isopropylbenzene, *N*-bromosuccinimide, benzoyl peroxide, and heat



B-14. Which sequence of steps describes the best synthesis of the compound shown?




B-15. Which one of the following is the best synthesis of 2-chloro-4-nitrobenzoic acid?



2-Chloro-4-nitrobenzoic acid

- | | |
|---|--|
| <p>(a) 1. Heat benzoic acid with HNO_3, H_2SO_4</p> <p>2. Cl_2, FeCl_3, heat</p> | <p>(d) 1. Treat nitrobenzene with Cl_2, FeCl_3, heat</p> <p>2. CH_3Cl, AlCl_3</p> <p>3. $\text{K}_2\text{Cr}_2\text{O}_7$, H_2O, H_2SO_4, heat</p> |
| <p>(b) 1. Treat toluene with HNO_3, H_2SO_4</p> <p>2. $\text{K}_2\text{Cr}_2\text{O}_7$, H_2O, H_2SO_4, heat</p> <p>3. Cl_2, FeCl_3, heat</p> | <p>(e) 1. Treat chlorobenzene with HNO_3, H_2SO_4</p> <p>2. CH_3Cl, AlCl_3</p> <p>3. $\text{K}_2\text{Cr}_2\text{O}_7$, H_2O, H_2SO_4, heat</p> |
| <p>(c) 1. Treat toluene with HNO_3, H_2SO_4</p> <p>2. Cl_2, FeCl_3, heat</p> <p>3. $\text{K}_2\text{Cr}_2\text{O}_7$, H_2O, H_2SO_4, heat</p> | |



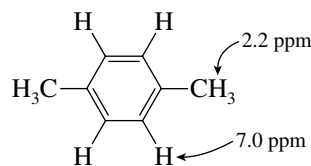
CHAPTER 13

SPECTROSCOPY

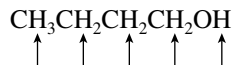
SOLUTIONS TO TEXT PROBLEMS

- 13.1 The field strength of an NMR spectrometer magnet and the frequency of electromagnetic radiation used to observe an NMR spectrum are directly proportional. Thus, the ratio 4.7 T/200 MHz is the same as 1.41 T/60 MHz. The magnetic field strength of a 60-MHz NMR spectrometer is 1.41 T.
- 13.2 The ratio of ^1H and ^{13}C resonance frequencies remains constant. When the ^1H frequency is 200 MHz, ^{13}C NMR spectra are recorded at 50.4 MHz. Thus, when the ^1H frequency is 100 MHz, ^{13}C NMR spectra will be observed at 25.2 MHz.
- 13.3 (a) Chemical shifts reported in parts per million (ppm) are independent of the field strength of the NMR spectrometer. Thus, to compare the ^1H NMR signal of bromoform (CHBr_3) recorded at 300 MHz with that of chloroform (CHCl_3) recorded at 200 MHz as given in the text, the chemical shift of bromoform must be converted from hertz to parts per million. The chemical shift for the proton in bromoform is
- $$\delta = \frac{2065 \text{ Hz}}{300 \text{ MHz}} = 6.88 \text{ ppm}$$
- (b) The chemical shift of the proton in bromoform (δ 6.88 ppm) is less than that of chloroform (δ 7.28 ppm). The proton signal of bromoform is farther upfield and thus is **more shielded** than the proton in chloroform.
- 13.4 In both chloroform (CHCl_3) and 1,1,1-trichloroethane (CH_3CCl_3) three chlorines are present. In CH_3CCl_3 , however, the protons are one carbon removed from the chlorines, and thus the deshielding effect of the halogens will be less. The ^1H NMR signal of CH_3CCl_3 appears 4.6 ppm **upfield** from the proton signal of chloroform. The chemical shift of the protons in CH_3CCl_3 is δ 2.6 ppm.
- 13.5 1,4-Dimethylbenzene has two types of protons: those attached directly to the benzene ring and those of the methyl groups. Aryl protons are significantly less shielded than alkyl protons. As shown in text Table 13.1 they are expected to give signals in the chemical shift range δ 6.5–8.5 ppm. Thus, the

signal at δ 7.0 ppm is due to the protons of the benzene ring. The signal at δ 2.2 ppm is due to the methyl protons.

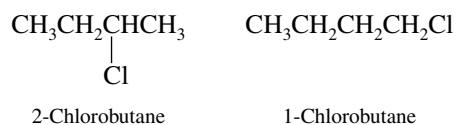
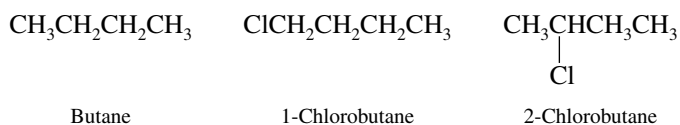


- 13.6 (b) Four nonequivalent sets of protons are bonded to carbon in 1-butanol as well as a fifth distinct type of proton, the one bonded to oxygen. There should be five signals in the ^1H NMR spectrum of 1-butanol.



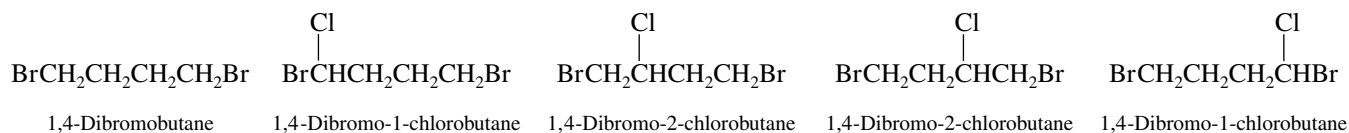
Five different proton environments
in 1-butanol; five signals

- (c) Apply the “proton replacement” test to butane.



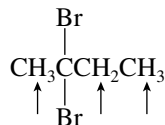
Butane has **two** different types of protons; it will exhibit **two** signals in its ^1H NMR spectrum.

- (d) Like butane, 1,4-dibromobutane has two different types of protons. This can be illustrated by using a chlorine atom as a test group.



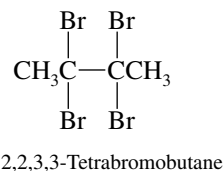
The ^1H NMR spectrum of 1,4-dibromobutane is expected to consist of two signals.

- (e) All the carbons in 2,2-dibromobutane are different from each other, and so protons attached to one carbon are not equivalent to the protons attached to any of the other carbons. This compound should have **three** signals in its ^1H NMR spectrum.

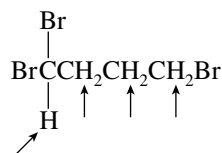


2,2-Dibromobutane has three
nonequivalent sets of protons.

- (f) All the protons in 2,2,3,3-tetrabromobutane are equivalent. Its ^1H NMR spectrum will consist of one signal.

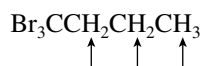


- (g) There are **four** nonequivalent sets of protons in 1,1,4-tribromobutane. It will exhibit four signals in its ^1H NMR spectrum.



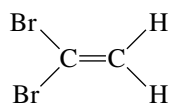
1,1,4-Tribromobutane

- (h) The seven protons of 1,1,1-tribromobutane belong to three nonequivalent sets, and hence the ^1H NMR spectrum will consist of three signals.

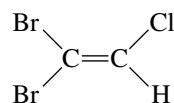


1,1,1-Tribromobutane

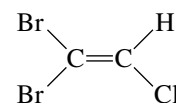
- 13.7 (b) Apply the replacement test to each of the protons of 1,1-dibromoethene.



1,1-Dibromoethene



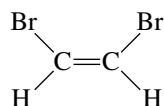
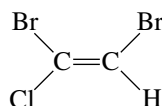
1,1-Dibromo-2-chloroethene



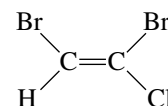
1,1-Dibromo-2-chloroethene

Replacement of one proton by a test group (Cl) gives exactly the same compound as replacement of the other. The two protons of 1,1-dibromoethene are equivalent, and there is only one signal in the ^1H NMR spectrum of this compound.

- (c) The replacement test reveals that both protons of *cis*-1,2-dibromoethene are equivalent.

*cis*-1,2-Dibromoethene

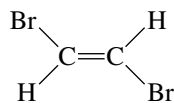
(Z)-1,2-Dibromo-1-chloroethene



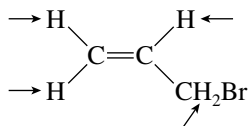
(Z)-1,2-Dibromo-1-chloroethene

Because both protons are equivalent, the ^1H NMR spectrum of *cis*-1,2-dibromoethene consists of one signal.

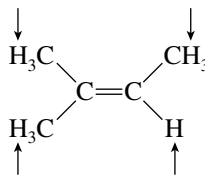
- (d) Both protons of *trans*-1,2-dibromoethene are equivalent; each is *cis* to a bromine substituent.

*trans*-1,2-Dibromoethene
(one signal in the ^1H NMR spectrum)

- (e) **Four** nonequivalent sets of protons occur in allyl bromide.

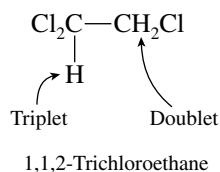
Allyl bromide (four signals in the ^1H NMR spectrum)

- (f) The protons of a single methyl group are equivalent to one another, but all three methyl groups of 2-methyl-2-butene are nonequivalent. The vinyl proton is unique.



2-Methyl-2-butene (four signals in the ^1H NMR spectrum)

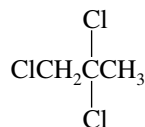
- 13.8** (b) The three methyl protons of 1,1,1-trichloroethane (Cl_3CCH_3) are equivalent. They have the same chemical shift and do not split each other's signals. The ^1H NMR spectrum of Cl_3CCH_3 consists of a single sharp peak.
- (c) Separate signals will be seen for the methylene (CH_2) protons and for the methine (CH) proton of 1,1,2-trichloroethane.



1,1,2-Trichloroethane

The methine proton splits the signal for the methylene protons into a doublet. The two methylene protons split the methine proton's signal into a triplet.

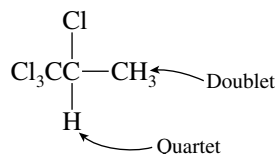
- (d) Examine the structure of 1,2,2-trichloropropane.



1,2,2-Trichloropropane

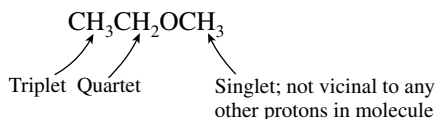
The ^1H NMR spectrum exhibits a signal for the two equivalent methylene protons and one for the three equivalent methyl protons. Both these signals are sharp singlets. The protons of the methyl group and the methylene group are separated by more than three bonds and do not split each other's signals.

- (e) The methine proton of 1,1,1,2-tetrachloropropane splits the signal of the methyl protons into a doublet; its signal is split into a quartet by the three methyl protons.

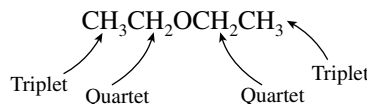


1,1,1,2-Tetrachloropropane

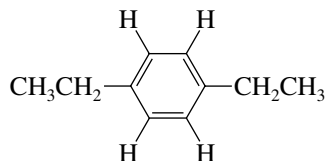
- 13.9** (b) The ethyl group appears as a triplet–quartet pattern and the methyl group as a singlet.



- (c) The two ethyl groups of diethyl ether are equivalent to each other. The two methyl groups appear as one triplet and the two methylene groups as one quartet.



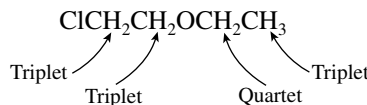
- (d) The two ethyl groups of *p*-diethylbenzene are equivalent to each other and give rise to a single triplet–quartet pattern.



Three signals:
 CH₃ triplet;
 CH₂ quartet;
 aromatic H singlet

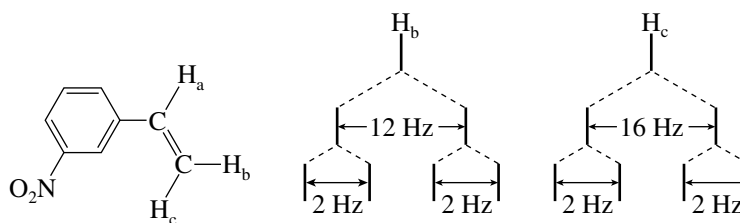
All four protons of the aromatic ring are equivalent, have the same chemical shift, and do not split either each other's signals or any of the signals of the ethyl group.

- (e) Four nonequivalent sets of protons occur in this compound:



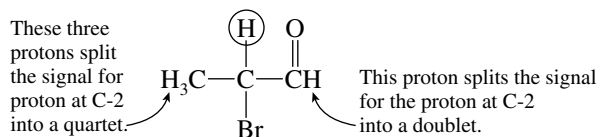
Vicinal protons in the ClCH₂CH₂O group split one another's signals, as do those in the CH₃CH₂O group.

- 13.10** Both H_b and H_c in *m*-nitrostyrene appear as doublets of doublets. H_b is coupled to H_a by a coupling constant of 12 Hz and to H_c by a coupling constant of 2 Hz. H_c is coupled to H_a by a coupling constant of 16 Hz and to H_b by a coupling constant of 2 Hz.

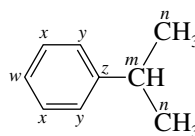


(diagrams not to scale)

- 13.11** (b) The signal of the proton at C-2 is split into a quartet by the methyl protons, and each line of this quartet is split into a doublet by the aldehyde proton. It appears as a doublet of quartets. (Note: It does not matter whether the splitting pattern is described as a doublet of quartets or a quartet of doublets. There is no substantive difference in the two descriptions.)

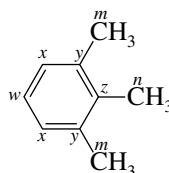


- 13.12 (b) The two methyl carbons of the isopropyl group are equivalent.



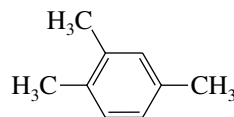
Four different types of carbons occur in the aromatic ring and two different types are present in the isopropyl group. The ^{13}C NMR spectrum of isopropylbenzene contains **six** signals.

- (c) The methyl substituent at C-2 is different from those at C-1 and C-3:



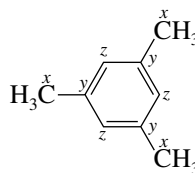
The four nonequivalent ring carbons and the two different types of methyl carbons give rise to a ^{13}C NMR spectrum that contains **six** signals.

- (d) The three methyl carbons of 1,2,4-trimethylbenzene are different from one another:



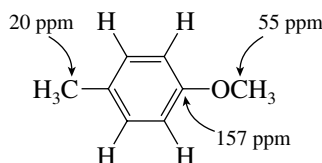
Also, all the ring carbons are different from each other. The nine different carbons give rise to **nine** separate signals.

- (e) All three methyl carbons of 1,3,5-trimethylbenzene are equivalent.



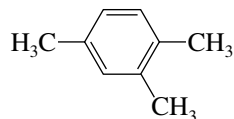
Because of its high symmetry 1,3,5-trimethylbenzene has only **three** signals in its ^{13}C NMR spectrum.

- 13.13 sp^3 -Hybridized carbons are more shielded than sp^2 -hybridized ones. Carbon *x* is the most shielded, and has a chemical shift of δ 20 ppm. The oxygen of the OCH_3 group decreased the shielding of carbon *z*; its chemical shift is δ 55 ppm. The least shielded is carbon *y* with a chemical shift of δ 157 ppm.



- 13.14 The ^{13}C NMR spectrum in Figure 13.22 shows nine signals and is the spectrum of 1,2,4-trimethylbenzene from part (d) of Problem 13.12. Six of the signals, in the range δ 127–138 ppm, are due to

the six nonequivalent carbons of the benzene ring. The three signals near δ 20 ppm are due to the three nonequivalent methyl groups.

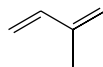


1,2,4-Trimethylbenzene

- 13.15** The infrared spectrum of Figure 13.31 has no absorption in the $1600\text{--}1800\text{-cm}^{-1}$ region, and so the unknown compound cannot contain a carbonyl ($\text{C}=\text{O}$) group. It cannot therefore be acetophenone or benzoic acid.

The broad, intense absorption at 3300 cm^{-1} is attributable to a hydroxyl group. Although both phenol and benzyl alcohol are possibilities, the peaks at $2800\text{--}2900\text{ cm}^{-1}$ reveal the presence of hydrogen bonded to sp^3 -hybridized carbon. All carbons are sp^2 -hybridized in phenol. The infrared spectrum is that of **benzyl alcohol**.

- 13.16** The energy of electromagnetic radiation is inversely proportional to its wavelength. Since excitation of an electron for the $\pi \rightarrow \pi^*$ transition of ethylene occurs at a shorter wavelength ($\lambda_{\text{max}} = 170\text{ nm}$) than that of *cis, trans*-1,3-cyclooctadiene ($\lambda_{\text{max}} = 230\text{ nm}$), the HOMO–LUMO energy difference in ethylene is **greater**.
- 13.17** Conjugation shifts λ_{max} to longer wavelengths in alkenes. The conjugated diene 2-methyl-1,3-butadiene has the longest wavelength absorption, $\lambda_{\text{max}} = 222\text{ nm}$. The isolated diene 1,4-pentadiene and the simple alkene cyclopentene both absorb below 200 nm .

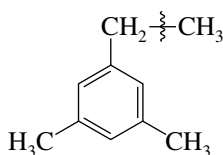


2-Methyl-1,3-butadiene
($\lambda_{\text{max}} = 222\text{ nm}$)

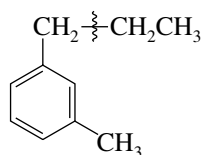
- 13.18** (b) The distribution of molecular-ion peaks in *o*-dichlorobenzene is identical to that in the para isomer. As the sample solution to part (a) in the text describes, peaks at m/z 146, 148, and 150 are present for the molecular ion.
- (c) The two isotopes of bromine are ^{79}Br and ^{81}Br . When both bromines of *p*-dibromobenzene are ^{79}Br , the molecular ion appears at m/z 234. When one is ^{79}Br and the other is ^{81}Br , m/z for the molecular ion is 236. When both bromines are ^{81}Br , m/z for the molecular ion is 238.
- (d) The combinations of ^{35}Cl , ^{37}Cl , ^{79}Br , and ^{81}Br in *p*-bromochlorobenzene and the values of m/z for the corresponding molecular ion are as shown.

$$\begin{array}{ll} (^{35}\text{Cl}, ^{79}\text{Br}) & m/z = 190 \\ (^{37}\text{Cl}, ^{79}\text{Br}) \text{ or } (^{35}\text{Cl}, ^{81}\text{Br}) & m/z = 192 \\ (^{37}\text{Cl}, ^{81}\text{Br}) & m/z = 194 \end{array}$$

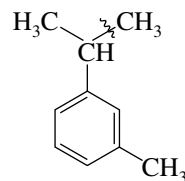
- 13.19** The base peak in the mass spectrum of alkylbenzenes corresponds to carbon–carbon bond cleavage at the benzylic carbon.



Base peak: $\text{C}_9\text{H}_{11}^+$
 m/z 119



Base peak: C_8H_9^+
 m/z 105



Base peak: $\text{C}_9\text{H}_{11}^+$
 m/z 119

- 13.20 (b) The index of hydrogen deficiency is given by the following formula:

$$\text{Index of hydrogen deficiency} = \frac{1}{2}(C_nH_{2n+2} - C_nH_x)$$

The compound given contains eight carbons (C_8H_8); therefore,

$$\begin{aligned}\text{Index of hydrogen deficiency} &= \frac{1}{2}(C_8H_{18} - C_8H_8) \\ &= 5\end{aligned}$$

The problem specifies that the compound consumes 2 mol of hydrogen, and so it contains two double bonds (or one triple bond). Since the index of hydrogen deficiency is equal to 5, there must be three rings.

- (c) Chlorine substituents are equivalent to hydrogens when calculating the index of hydrogen deficiency. Therefore, consider $C_8H_8Cl_2$ as equivalent to C_8H_{10} . Thus, the index of hydrogen deficiency of this compound is 4.

$$\begin{aligned}\text{Index of hydrogen deficiency} &= \frac{1}{2}(C_8H_{18} - C_8H_{10}) \\ &= 4\end{aligned}$$

Since the compound consumes 2 mol of hydrogen on catalytic hydrogenation, it must therefore contain two rings.

- (d) Oxygen atoms are ignored when calculating the index of hydrogen deficiency. Thus, C_8H_8O is treated as if it were C_8H_8 .

$$\begin{aligned}\text{Index of hydrogen deficiency} &= \frac{1}{2}(C_8H_{18} - C_8H_8) \\ &= 5\end{aligned}$$

Since the problem specifies that 2 mol of hydrogen is consumed on catalytic hydrogenation, this compound contains three rings.

- (e) Ignoring the oxygen atoms in $C_8H_{10}O_2$, we treat this compound as if it were C_8H_{10} .

$$\begin{aligned}\text{Index of hydrogen deficiency} &= \frac{1}{2}(C_8H_{18} - C_8H_{10}) \\ &= 4\end{aligned}$$

Because 2 mol of hydrogen is consumed on catalytic hydrogenation, there must be two rings.

- (f) Ignore the oxygen, and treat the chlorine as if it were hydrogen. Thus, C_8H_9ClO is treated as if it were C_8H_{10} . Its index of hydrogen deficiency is 4, and it contains two rings.

- 13.21 Since each compound exhibits only a single peak in its 1H NMR spectrum, all the hydrogens are equivalent in each one. Structures are assigned on the basis of their molecular formulas and chemical shifts.

- (a) This compound has the molecular formula C_8H_{18} and so must be an alkane. The 18 hydrogens are contributed by six equivalent methyl groups.



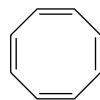
2,2,3,3-Tetramethylbutane
(δ 0.9 ppm)

- (b) A hydrocarbon with the molecular formula C_5H_{10} has an index of hydrogen deficiency of 1 and so is either a cycloalkane or an alkene. Since all ten hydrogens are equivalent, this compound must be cyclopentane.



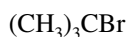
Cyclopentane
(δ 1.5 ppm)

- (c) The chemical shift of the eight equivalent hydrogens in C_8H_8 is δ 5.8 ppm, which is consistent with protons attached to a carbon-carbon double bond.



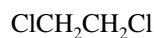
1,3,5,7-Cyclooctatetraene
(δ 5.8 ppm)

- (d) The compound C_4H_9Br has no rings or double bonds. The nine hydrogens belong to three equivalent methyl groups.



tert-Butyl bromide (δ 1.8 ppm)

- (e) The dichloride has no rings or double bonds (index of hydrogen deficiency = 0). The four equivalent hydrogens are present as two $-CH_2Cl$ groups.



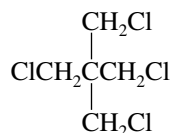
1,2-Dichloroethane (δ 3.7 ppm)

- (f) All three hydrogens in $C_2H_3Cl_3$ must be part of the same methyl group in order to be equivalent.



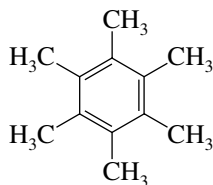
1,1,1-Trichloroethane (δ 2.7 ppm)

- (g) This compound has no rings or double bonds. To have eight equivalent hydrogens it must have four equivalent methylene groups.



1,3-Dichloro-2,2-di(chloromethyl)propane
(δ 3.7 ppm)

- (h) A compound with a molecular formula of $C_{12}H_{18}$ has an index of hydrogen deficiency of 4. A likely candidate for a compound with 18 equivalent hydrogens is one with six equivalent CH_3 groups. Thus, 6 of the 12 carbons belong to CH_3 groups, and the other 6 have no hydrogens. The compound is hexamethylbenzene.

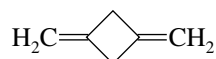


A chemical shift of δ 2.2 ppm is consistent with the fact that all of the protons are benzylic hydrogens.

- (i) The molecular formula of $C_3H_6Br_2$ tells us that the compound has no double bonds and no rings. All six hydrogens are equivalent, indicating two equivalent methyl groups. The compound is 2,2-dibromopropane, $(CH_3)_2CBr_2$.

13.22 In each of the parts to this problem, nonequivalent protons must *not* be bonded to adjacent carbons, because we are told that the two signals in each case are singlets.

- (a) Each signal corresponds to four protons, and so each must result from two equivalent CH_2 groups. The four CH_2 groups account for four of the carbons of C_6H_8 , leaving two carbons that bear no hydrogens. A molecular formula of C_6H_8 corresponds to an index of hydrogen deficiency of 3. A compound consistent with these requirements is



The signal at δ 5.6 ppm is consistent with that expected for the four vinylic protons. The signal at δ 2.7 ppm corresponds to that for the allylic protons of the ring.

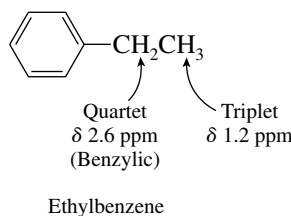
- (b) The compound has a molecular formula of $\text{C}_5\text{H}_{11}\text{Br}$ and therefore has no double bonds or rings. A 9-proton singlet at δ 1.1 ppm indicates three equivalent methyl groups, and a 2-proton singlet at δ 3.3 ppm indicates a CH_2Br group. The correct structure is $(\text{CH}_3)_3\text{CCH}_2\text{Br}$.
- (c) This compound ($\text{C}_6\text{H}_{12}\text{O}$) has three equivalent CH_3 groups, along with a fourth CH_3 group that is somewhat less shielded. Its molecular formula indicates that it can have either one double

bond or one ring. This compound is $(\text{CH}_3)_3\text{CCCH}_3$.

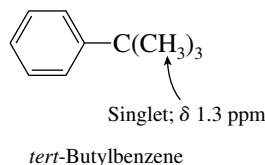
- (d) A molecular formula of $\text{C}_6\text{H}_{10}\text{O}_2$ corresponds to an index of hydrogen deficiency of 2. The signal at δ 2.2 ppm (6H) is likely due to two equivalent CH_3 groups, and the one at δ 2.7 ppm

(4H) to two equivalent CH_2 groups. The compound is $\text{CH}_3\text{C}(=\text{O})\text{CH}_2\text{CH}_2\text{C}(=\text{O})\text{CH}_3$.

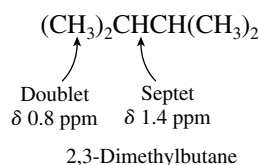
13.23 (a) A 5-proton signal at δ 7.1 ppm indicates a monosubstituted aromatic ring. With an index of hydrogen deficiency of 4, C_8H_{10} contains this monosubstituted aromatic ring and no other rings or multiple bonds. The triplet–quartet pattern at high field suggests an ethyl group.



- (b) The index of hydrogen deficiency of 4 and the 5-proton multiplet at δ 7.0 to 7.5 ppm are accommodated by a monosubstituted aromatic ring. The remaining four carbons and nine hydrogens are most reasonably a *tert*-butyl group, since all nine hydrogens are equivalent.

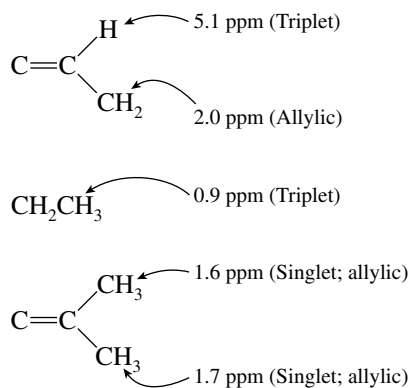


- (c) Its molecular formula requires that C_6H_{14} be an alkane. The doublet–septet pattern is consistent with an isopropyl group, and the total number of protons requires that two of these groups be present.

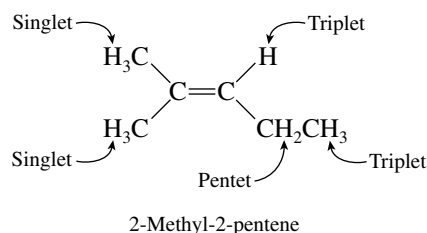


Note that the methine (CH) protons do not split each other, because they are equivalent and have the same chemical shift.

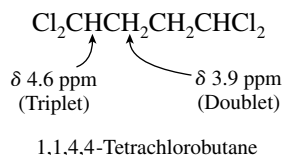
- (d) The molecular formula C_6H_{12} requires the presence of one double bond or ring. A peak at δ 5.1 ppm is consistent with $-C=CH$, and so the compound is a noncyclic alkene. The vinyl proton gives a triplet signal, and so the group $C=CHCH_2$ is present. The 1H NMR spectrum shows the presence of the following structural units:



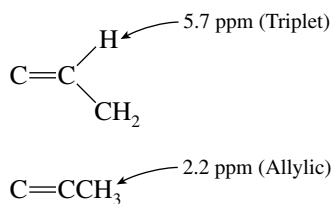
Putting all these fragments together yields a unique structure.



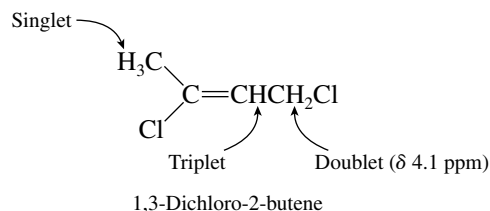
- (e) The compound $C_4H_6Cl_4$ contains no double bonds or rings. There are no high-field peaks (δ 0.5 to 1.5 ppm), and so there are no methyl groups. At least one chlorine substituent must therefore be at each end of the chain. The most likely structure has the four chlorines divided into two groups of two.



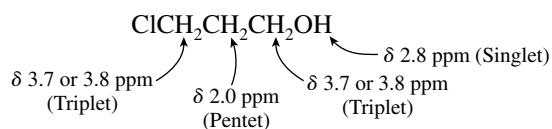
- (f) The molecular formula $C_4H_6Cl_2$ indicates the presence of one double bond or ring. A signal at δ 5.7 ppm is consistent with a proton attached to a doubly bonded carbon. The following structural units are present:



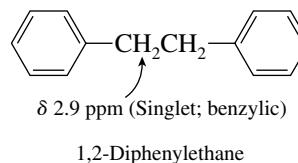
For the methyl group to appear as a singlet and the methylene group to appear as a doublet, the chlorine substituents must be distributed as shown:



- The stereochemistry of the double bond (*E* or *Z*) is not revealed by the ^1H NMR spectrum.
- (g) A molecular formula of $\text{C}_3\text{H}_7\text{ClO}$ is consistent with the absence of rings and multiple bonds (index of hydrogen deficiency = 0). None of the signals is equivalent to three protons, and so no methyl groups are present. Three methylene groups occur, all of which are different from each other. The compound is therefore:

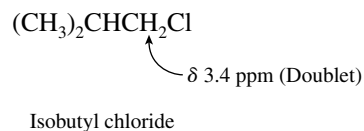


- (h) The compound has a molecular formula of $\text{C}_{14}\text{H}_{14}$ and an index of hydrogen deficiency of 8. With a 10-proton signal at δ 7.1 ppm, a logical conclusion is that there are two monosubstituted benzene rings. The other four protons belong to two equivalent methylene groups.

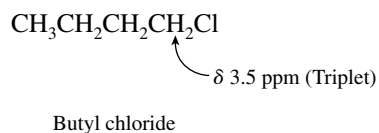


13.24 The compounds of molecular formula $\text{C}_4\text{H}_9\text{Cl}$ are the isomeric chlorides: butyl, isobutyl, *sec*-butyl, and *tert*-butyl chloride.

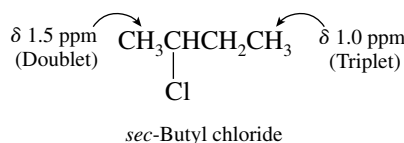
- (a) All nine methyl protons of *tert*-butyl chloride $(\text{CH}_3)_3\text{CCl}$ are equivalent; its ^1H NMR spectrum has only one peak.
- (b) A doublet at δ 3.4 ppm indicates a $-\text{CH}_2\text{Cl}$ group attached to a carbon that bears a single proton.



- (c) A triplet at δ 3.5 ppm means that a methylene group is attached to the carbon that bears the chlorine.



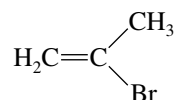
- (d) This compound has two nonequivalent methyl groups.



13.25 Compounds with the molecular formula $\text{C}_3\text{H}_5\text{Br}$ have either one ring or one double bond.

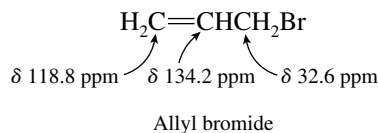
- (a) The two peaks at $\delta 5.4$ and 5.6 ppm have chemical shifts consistent with the assumption that each peak is due to a vinyl proton ($\text{C}=\text{CH}$). The remaining three protons belong to an allylic methyl group ($\delta 2.3$ ppm).

The compound cannot be $\text{CH}_3\text{CH}=\text{CHBr}$, because the methyl signal would be split into a doublet. Isomer A can only be

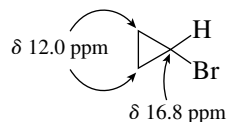


2-Bromo-1-propene

- (b) Two of the carbons of isomer B have chemical shifts characteristic of sp^2 -hybridized carbon. One of these bears two protons ($\delta 118.8$ ppm); the other bears one proton ($\delta 134.2$ ppm). The remaining carbon is sp^3 -hybridized and bears two hydrogens. Isomer B is allyl bromide.

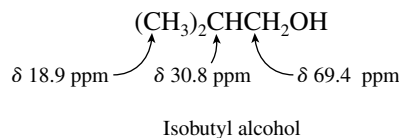


- (c) All the carbons are sp^3 -hybridized in this isomer. Two of the carbons belong to equivalent CH_2 groups, and the other bears only one hydrogen. Isomer C is cyclopropyl bromide.



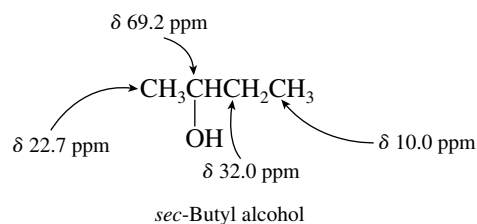
13.26 All these compounds have the molecular formula $\text{C}_4\text{H}_{10}\text{O}$. They have neither multiple bonds nor rings.

- (a) Two equivalent CH_3 groups occur at $\delta 18.9$ ppm. One carbon bears a single hydrogen. The least shielded carbon, presumably the one bonded to oxygen, has two hydrogen substituents. Putting all the information together reveals this compound to be isobutyl alcohol.

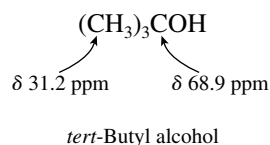


- (b) This compound has four distinct peaks, and so none of the four carbons is equivalent to any of the others. The signal for the least shielded carbon represents CH , and so the oxygen is attached to a secondary carbon. Only one carbon appears at low field; the compound is an alco-

hol, not an ether. Therefore;

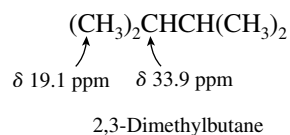


- (c) Signals for three equivalent CH_3 carbons indicate that this isomer is *tert*-butyl alcohol. This assignment is reinforced by the observation that the least shielded carbon has no hydrogens attached to it.

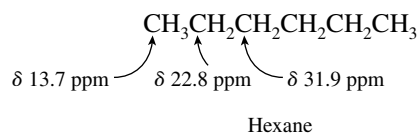


13.27 The molecular formula of C_6H_{14} for each of these isomers requires that all of them be alkanes.

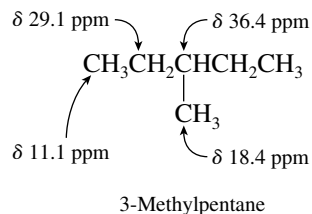
- (a) This compound contains only CH_3 and CH carbons.



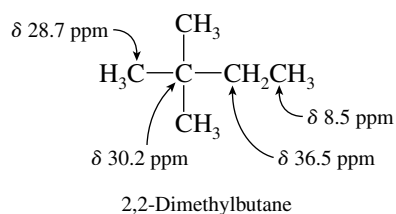
- (b) This isomer has no CH carbons, and two different kinds of CH_2 groups.



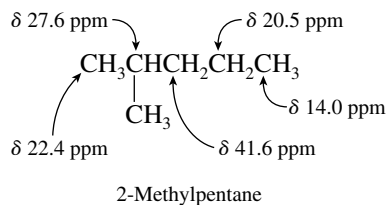
- (c) CH_3 , CH_2 , and CH carbons are all present in this isomer. There are two different kinds of CH_3 groups.



- (d) This isomer contains a quaternary carbon in addition to a CH_2 group and two different kinds of CH_3 groups.

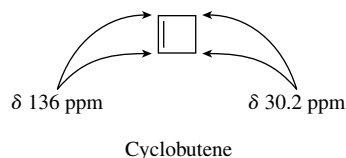


- (e) This isomer contains two different kinds of CH_3 groups, two different kinds of CH_2 groups, and a CH group.



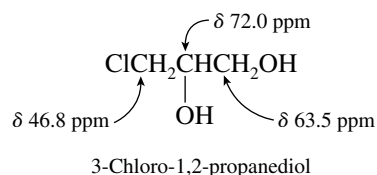
- 13.28** The index of hydrogen deficiency of the compound C_4H_6 is 2. It can have two double bonds, two rings, one ring and one double bond, or one triple bond.

The chemical shift data indicate that two carbons are sp^3 -hybridized and two are sp^2 . The most reasonable structure that is consistent with ^{13}C NMR data is cyclobutene.

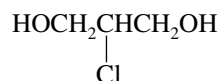


The compound cannot be 1- or 2-methylcyclopropane. Neither of the carbon signals represents a methyl group.

- 13.29** Each of the carbons in the compound gives its ^{13}C NMR signal at relatively low field; it is likely that each one bears an electron-withdrawing substituent. The compound is

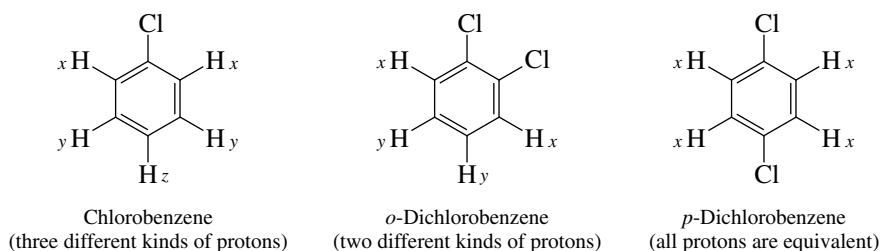


The isomeric compound 2-chloro-1,3-propanediol

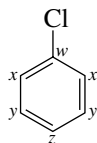


cannot be correct. The C-1 and C-3 positions are equivalent; the ^{13}C NMR spectrum of this compound exhibits only two peaks, not three.

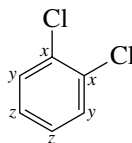
- 13.30** (a) All the hydrogens are equivalent in *p*-dichlorobenzene; therefore it has the simplest ^1H NMR spectrum of the three compounds chlorobenzene, *o*-dichlorobenzene, and *p*-dichlorobenzene.



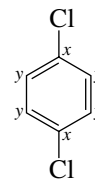
(b–d) In addition to giving the simplest ^1H NMR spectrum, *p*-dichlorobenzene gives the simplest ^{13}C NMR spectrum. It has two peaks in its ^{13}C NMR spectrum, chlorobenzene has four, and *o*-dichlorobenzene has three.



Chlorobenzene
(four different kinds of carbon)



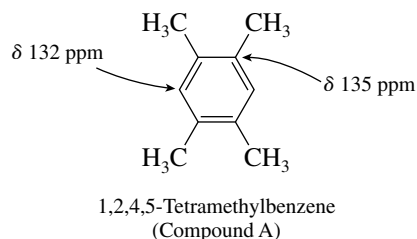
o-Dichlorobenzene
(three different kinds of carbon)



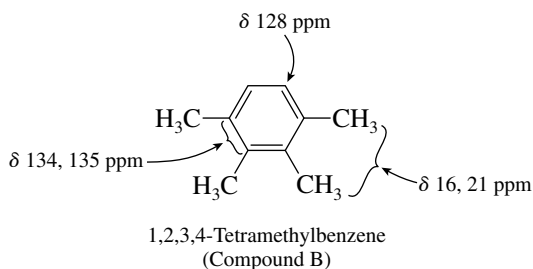
p-Dichlorobenzene
(two different kinds of carbon)

13.31 Compounds A and B ($\text{C}_{10}\text{H}_{14}$) have an index of hydrogen deficiency of 4. Both have peaks in the δ 130–140-ppm range of their ^{13}C NMR spectra, so that the index of hydrogen deficiency can be accommodated by a benzene ring.

The ^{13}C NMR spectrum of compound A shows only a single peak in the upfield region, at δ 20 ppm. Thus, the four remaining carbons, after accounting for the benzene ring, are four equivalent methyl groups. The benzene ring is symmetrically substituted as there are only two signals in the aromatic region at δ 132 and 135 ppm. Compound A is 1,2,4,5-tetramethylbenzene.

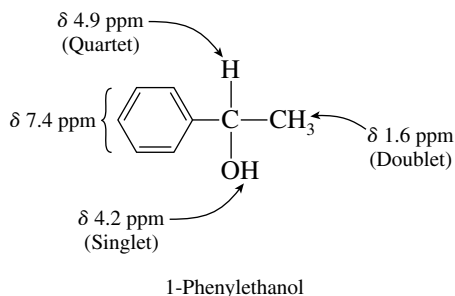


In compound B the four methyl groups are divided into two pairs. Three different carbons occur in the benzene ring, as noted by the appearance of three signals in the aromatic region (δ 128–135 ppm). Compound B is 1,2,3,4-tetramethylbenzene.

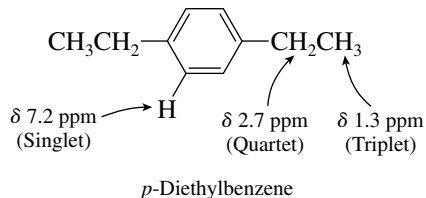


13.32 Since the compound has a 5-proton signal at δ 7.4 ppm and an index of hydrogen deficiency of 4, we conclude that six of its eight carbons belong to a monosubstituted benzene ring. The infrared spectrum exhibits absorption at 3300 cm^{-1} , indicating the presence of a hydroxyl group. The compound is an alcohol. A 3-proton doublet at δ 1.6 ppm, along with a 1-proton quartet at δ 4.9 ppm, suggests the presence of a CH_3CH unit.

The compound is 1-phenylethanol.



- 13.33** The peak at highest m/z in the mass spectrum of the compound is $m/z = 134$; this is likely to correspond to the molecular ion. Among the possible molecular formulas, $C_{10}H_{14}$ correlates best with the information from the 1H NMR spectrum. What is evident is that there is a signal due to aromatic protons, as well as a triplet–quartet pattern of an ethyl group. A molecular formula of $C_{10}H_{14}$ suggests a benzene ring that bears two ethyl groups. Because the signal for the aryl protons is so sharp, they are probably equivalent. The compound is *p*-diethylbenzene.



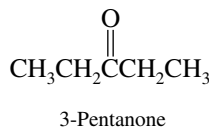
- 13.34** There is a prominent peak in the infrared spectrum of the compound at 1725 cm^{-1} , characteristic of $C=O$ stretching vibrations.

The 1H NMR spectrum shows only two sets of signals, a triplet at $\delta 1.1$ ppm and a quartet at $\delta 2.4$ ppm. The compound contains a CH_3CH_2 group as its only protons.

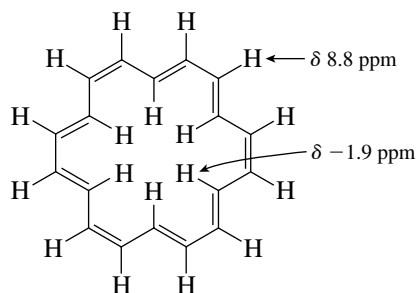
Its ^{13}C NMR spectrum has three peaks, one of which is at very low field. The signal at $\delta 211$ ppm is in the region characteristic of carbons of $C=O$ groups.

If one assumes that the compound contains only carbon, hydrogen, and one oxygen atom and that the peak at highest m/z in its mass spectrum ($m/z 86$) corresponds to the molecular ion, then the compound has the molecular formula $C_5H_{10}O$.

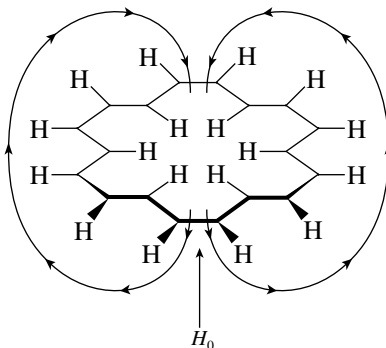
All the information points to the conclusion that the compound has the structure shown.



- 13.35** [18]-Annulene has *two* different kinds of protons; the 12 protons on the outside periphery of the ring are different from the 6 on the inside.

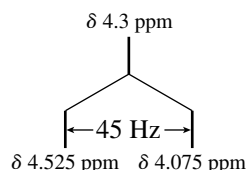


These different environments explain why the 1H NMR spectrum contains two peaks in a 2:1 ratio. The less intense signal, that for the interior protons, is more shielded than the signal for the outside protons. This results from the magnetic field induced by the circulating π electrons of this aromatic ring, which reinforces the applied field in the region of the outside protons but opposes it in the interior of the ring.



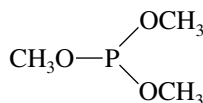
Protons inside the ring are shielded by the induced field to a significant extent—so much so that their signal appears at $\delta -1.9$ ppm.

- 13.36 (a) The nuclear spin of ^{19}F is $\pm\frac{1}{2}$, that is, the same as that of a proton. The splitting rules for ^{19}F - ^1H couplings are the same as those for ^1H - ^1H . Thus, the single fluorine atom of CH_3F splits the signal for the protons of the methyl group into a **doublet**.
- (b) The set of three equivalent protons of CH_3F splits the signal for fluorine into a **quartet**.
- (c) The proton signal in CH_3F is a doublet centered at δ 4.3 ppm. The separation between the two halves of this doublet is 45 Hz, which is equivalent to 0.225 ppm at 200 MHz (200 Hz = 1 ppm). Thus, one line of the doublet appears at δ (4.3 + 0.225) ppm and the other at δ (4.3 - 0.225) ppm.

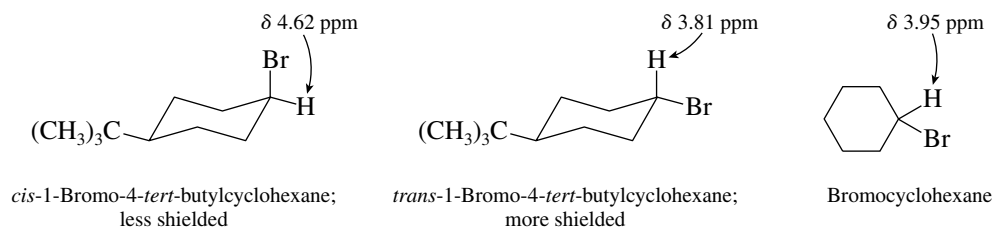


13.37–13.38 Solutions to molecular modeling exercises are not provided in this *Study Guide and Solutions Manual*. You should use *Learning By Modeling* for these exercises.

- 13.39 Because ^{31}P has a spin of $\pm\frac{1}{2}$, it is capable of splitting the ^1H NMR signal of protons in the same molecule. The problem stipulates that the methyl protons are coupled through three bonds to phosphorus in trimethyl phosphite.

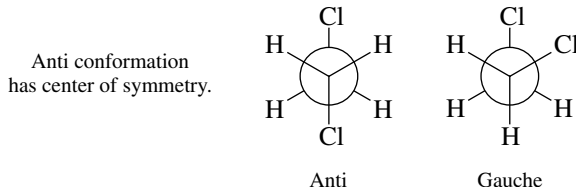


- (a) The reciprocity of splitting requires that the protons split the ^{31}P signal of phosphorus. There are 9 equivalent protons, and so the ^{31}P signal is split into ten peaks.
- (b) Each peak in the ^{31}P multiplet is separated from the next by a value equal to the ^1H - ^{31}P coupling constant of 12 Hz. There are nine such intervals in a ten-line multiplet, and so the separation is 108 Hz between the highest and lowest field peaks in the multiplet.
- 13.40 The *trans* and *cis* isomers of 1-bromo-4-*tert*-butylcyclohexane can be taken as models to estimate the chemical shift of the proton of the CHBr group when it is axial and equatorial, respectively, in the two chair conformations of bromocyclohexane. An axial proton is more shielded (δ 3.81 ppm for *trans*-1-bromo-4-*tert*-butylcyclohexane) than an equatorial one (δ 4.62 ppm for *cis*-1-bromo-4-*tert*-butylcyclohexane).



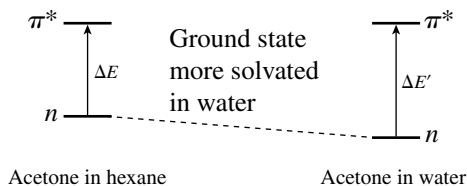
The difference in chemical shift between these stereoisomers is 0.81 ppm. The corresponding proton in bromocyclohexane is 0.67 ppm more shielded than in the equatorial proton in *cis*-1-bromo-4-*tert*-butylcyclohexane. The proportion of bromocyclohexane that has an axial hydrogen is therefore 0.67/0.81, or 83%. For bromocyclohexane, 83% of the molecules have an equatorial bromine, and 17% have an axial bromine.

- 13.41 The two staggered conformations of 1,2-dichloroethane are the *anti* and the *gauche*:

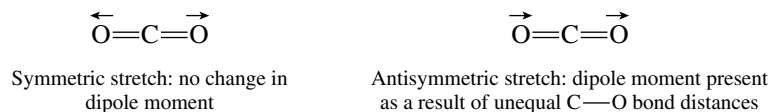


The species present at low temperature (crystalline 1,2-dichloroethane) has a center of symmetry and is therefore the anti conformation. Liquid 1,2-dichloroethane is a mixture of the anti and the gauche conformations.

- 13.42 (a) Energy is proportional to frequency and inversely proportional to wavelength. The longer the wavelength, the lower the energy. Microwave photons have a wavelength in the range of 10^{-2} m, which is longer than that of infrared photons (on the order of 10^{-5} m). Thus, microwave radiation is lower in energy than infrared radiation, and the separation between rotational energy levels (measured by microwave) is less than the separation between vibrational energy levels (measured by infrared).
- (b) Absorption of a photon occurs only when its energy matches the energy difference between two adjacent energy levels in a molecule. Microwave photons have energies that match the differences between the rotational energy levels of water. They are not sufficiently high in energy to excite a water molecule to a higher vibrational or electronic energy state.
- 13.43 A shift in the UV-Vis spectrum of acetone from 279 nm in hexane to 262 nm in water is a shift to shorter wavelength on going from a less polar solvent to a more polar one. This means that the energy difference between the starting electronic state (the **ground** state, n) and the excited electronic state (π^*) is *greater* in water than in hexane. Hexane as a solvent does not interact appreciably with either the ground or the excited state of acetone. Water is polar and solvates the ground state of acetone, lowering its energy. Because the energy gap between the ground state and the excited state increases, it must mean that the ground state is more solvated than the excited state and therefore more polar than the excited state.



- 13.44 The dipole moment of carbon dioxide is zero and does not change during the symmetric stretching vibration. The symmetric stretch is not “infrared-active.” The antisymmetric stretch generates a dipole moment in carbon dioxide and is infrared-active.



- 13.45 Solutions to molecular modeling exercises are not provided in this *Study Guide and Solutions Manual*. You should use *Learning By Modeling* for these exercises.

SELF-TEST

PART A

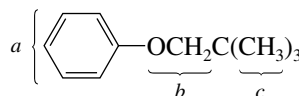
- A-1. Complete the following table relating to ^1H NMR spectra by supplying the missing data for entries 1 through 4.

	Spectrometer frequency	Chemical shift	
		ppm	Hz
(a)	60 MHz	_____ 1	366
(b)	300 MHz	4.35	_____ 2
(c)	_____ 3	3.50	700
(d)	100 MHz	_____ 4	of TMS

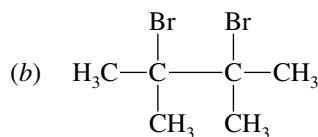
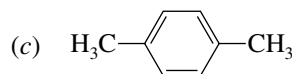
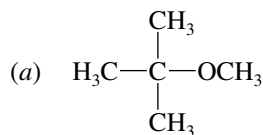
- B-3.** The signal farthest upfield (closest to TMS) will be a
 (a) Singlet (c) Doublet
 (b) Triplet (d) Quartet
- B-4.** The relationship between magnetic field strength and the energy difference between nuclear spin states is
 (a) They are independent of each other.
 (b) They are directly proportional.
 (c) They are inversely proportional.
 (d) The relationship varies from molecule to molecule.
- B-5.** An infrared spectrum exhibits a broad band in the $3000\text{--}3500\text{-cm}^{-1}$ region and a strong peak at 1710 cm^{-1} . Which of the following substances best fits the data?



- B-6.** Considering the ^1H NMR spectrum of the following substance, which set of protons appears farthest downfield relative to TMS?

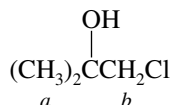


- B-7.** Which of the following substances does *not* give a ^1H NMR spectrum consisting of only two peaks?



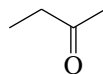
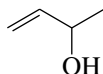
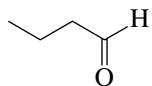
(d) None of these
(all satisfy the spectrum)

- B-8.** The multiplicity of the *a* protons in the ^1H NMR spectrum of the following substance is



(a) Singlet (b) Doublet (c) Triplet (d) Quartet

- B-9.** An unknown compound $\text{C}_4\text{H}_8\text{O}$ gave a strong infrared absorption at 1710 cm^{-1} . The ^{13}C NMR spectrum exhibited four peaks at δ 9, 29, 37, and 209 ppm. The ^1H NMR spectrum had three signals at δ 1.1 (triplet), 2.1 (singlet), and 2.3 (quartet) ppm. Which, if any, of the following compounds is the unknown?



None of these

(a)

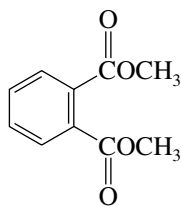
(b)

(c)

(d)

(e)

B-10. How many signals are expected in the ^{13}C NMR spectrum of the following substance?

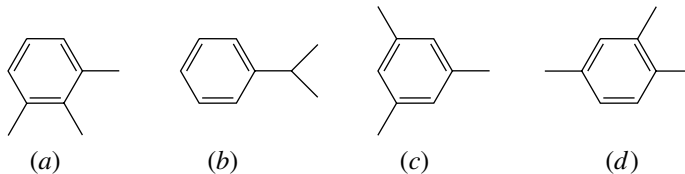


- (a) 5 (b) 6 (c) 8 (d) 10

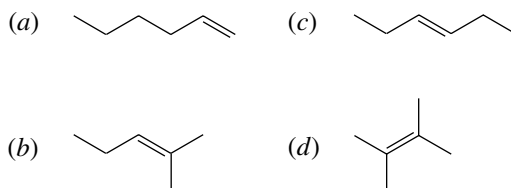
B-11. Which one of the following has the *greatest* number of signals in its ^{13}C NMR spectrum? (The spectrum is run under conditions in which splitting due to ^{13}C - ^1H coupling is not observed.)

- (a) Hexane (c) 1-Hexene (e) 1,5-Hexadiene
(b) 2-Methylpentane (d) *cis*-3-Hexene

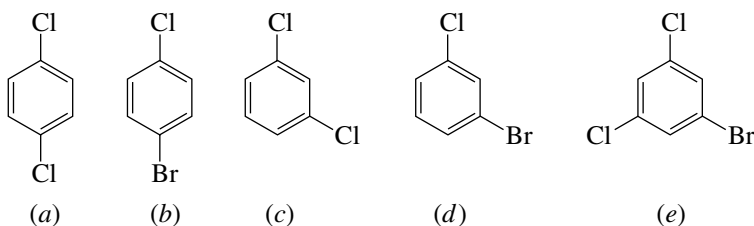
B-12. Which of the following C_9H_{12} isomers has the *fewest* signals in its ^{13}C NMR spectrum?



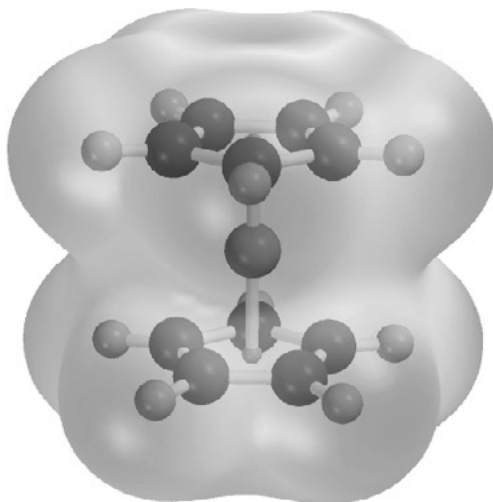
B-13. Which of the following compounds would best fit a ^{13}C NMR spectrum having peaks at δ 16, 21, 32, 36, 115, and 140 ppm?



B-14. Which of the following compounds would have the *fewest* peaks in its ^{13}C NMR spectrum?



B-15. Which of the compounds in the previous problem would have the *most* peaks in its ^{13}C NMR spectrum?



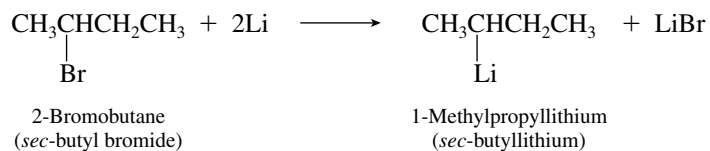
CHAPTER 14

ORGANOMETALLIC COMPOUNDS

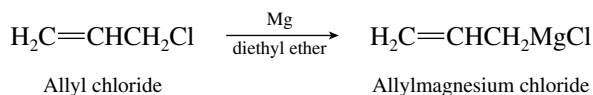
SOLUTIONS TO TEXT PROBLEMS

14.1 (b) Magnesium bears a cyclohexyl substituent and a chlorine. Chlorine is named as an anion. The compound is cyclohexylmagnesium chloride.

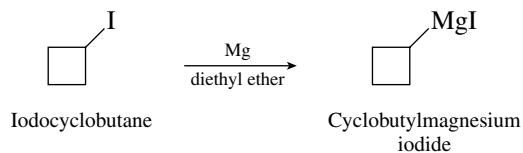
14.2 (b) The alkyl bromide precursor to *sec*-butyllithium must be *sec*-butyl bromide.



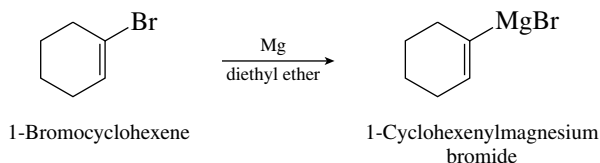
14.3 (b) Allyl chloride is converted to allylmagnesium chloride on reaction with magnesium.



(c) The carbon–iodine bond of iodocyclobutane is replaced by a carbon–magnesium bond in the Grignard reagent.



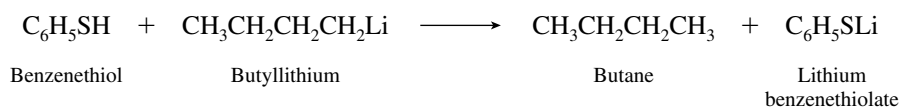
- (d) Bromine is attached to an sp^2 -hybridized carbon in 1-bromocyclohexene. The product of its reaction with magnesium has a carbon–magnesium bond in place of the carbon–bromine bond.



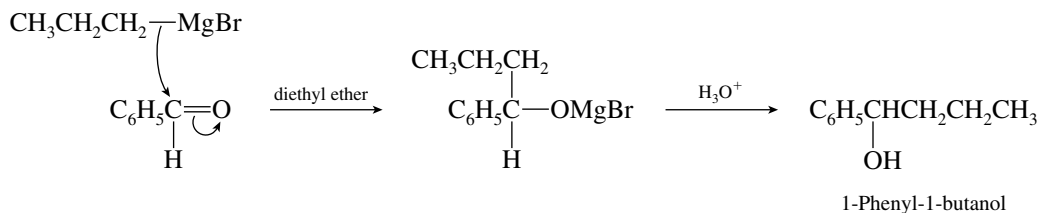
- 14.4 (b) 1-Hexanol will protonate butyllithium because its hydroxyl group is a proton donor only slightly less acidic than water. This proton-transfer reaction could be used to prepare lithium 1-hexanolate.



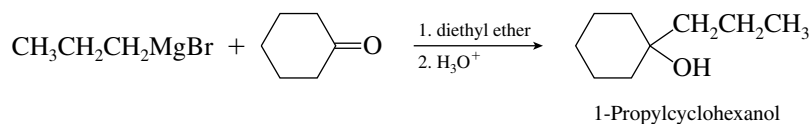
- (c) The proton donor here is benzenethiol.



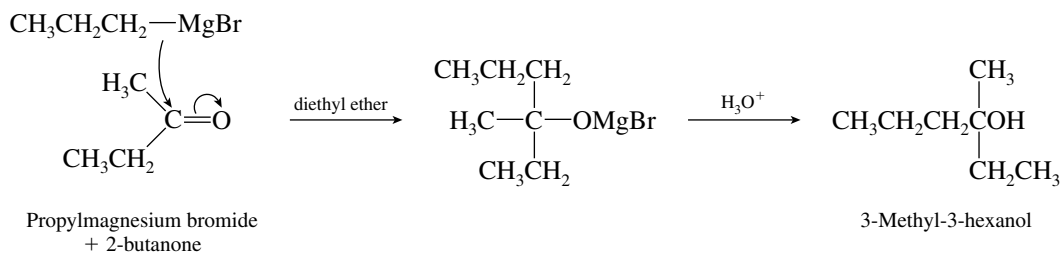
- 14.5 (b) Propylmagnesium bromide reacts with benzaldehyde by addition to the carbonyl group.



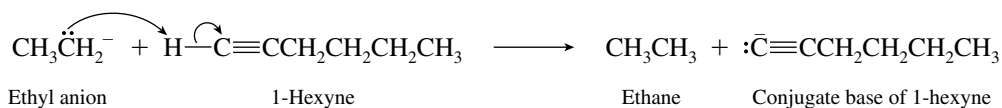
- (c) Tertiary alcohols result from the reaction of Grignard reagents and ketones.



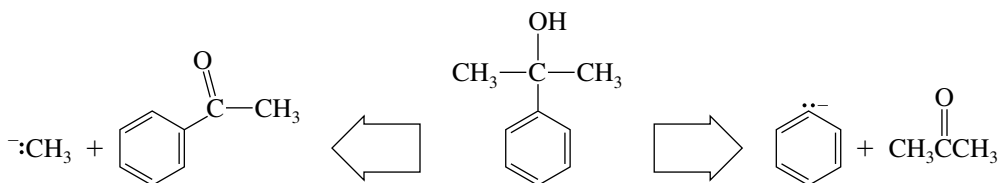
- (d) The starting material is a ketone and so reacts with a Grignard reagent to give a tertiary alcohol.



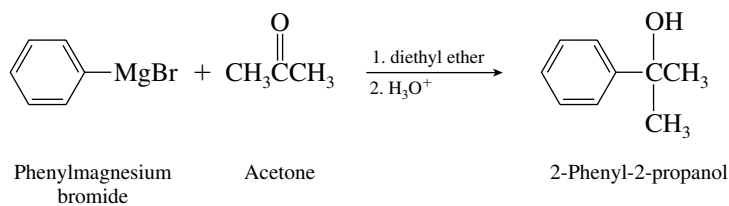
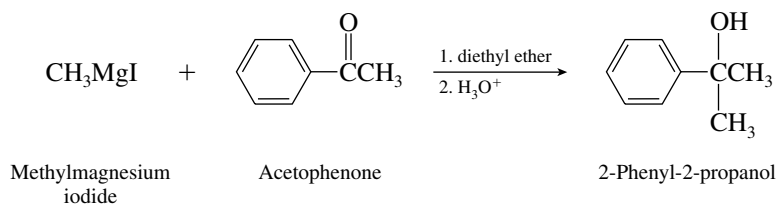
- 14.6 Ethyl anion reacts as a Brønsted base to remove a proton from the alkyne. The proton at C-1 is removed because it is the most acidic, having a pK_a of approximately 25.



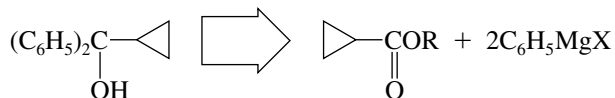
- 14.7 (b) The target alcohol is tertiary and so is prepared by addition of a Grignard reagent to a ketone. The retrosynthetic transformations are:



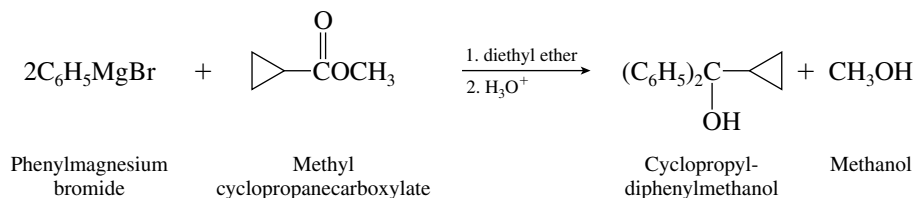
Because two of the alkyl groups on the hydroxyl-bearing carbon are the same (methyl), only two, not three, different ketones are possible starting materials:



- 14.8 (b) Recall that the two identical groups bonded to the hydroxyl-bearing carbon of the alcohol arose from the Grignard reagent. That leads to the following retrosynthetic analysis:

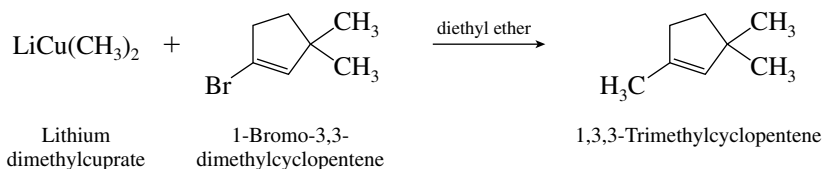


Thus, the two phenyl substituents arise by addition of a phenyl Grignard reagent to an ester of cyclopropanecarboxylic acid.

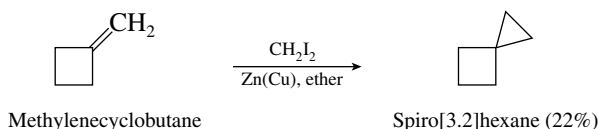


- 14.9 (b) Of the three methyl groups of 1,3,3-trimethylcyclopentene, only the one connected to the double bond can be attached by way of an organocuprate reagent. Attachment of either of

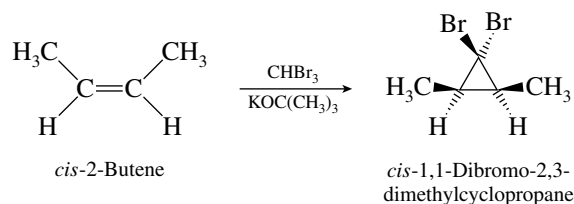
the other methyls would involve a tertiary carbon, a process that does not occur very efficiently.



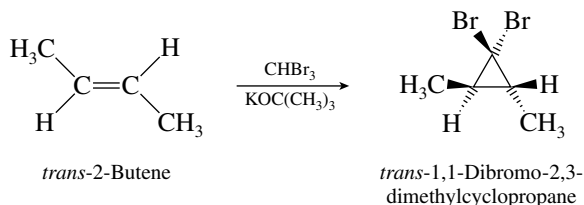
- 14.10 (b) Methylene cyclobutane is the appropriate precursor to the spirohexane shown.



- 14.11 Syn addition of dibromocarbene to *cis*-2-butene yields a cyclopropane derivative in which the methyl groups are *cis*.



Conversely, the methyl groups in the cyclopropane derivative of *trans*-2-butene are *trans* to one another.



- 14.12 Iron has an atomic number of 26 and an electron configuration of $[\text{Ar}]4s^23d^6$. Thus, it has 8 valence electrons and requires 10 more to satisfy the 18-electron rule. Five CO ligands, each providing two electrons, are therefore needed. The compound is $\text{Fe}(\text{CO})_5$.

- 14.13 (a) Cyclopentyl lithium is

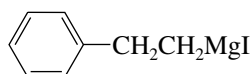


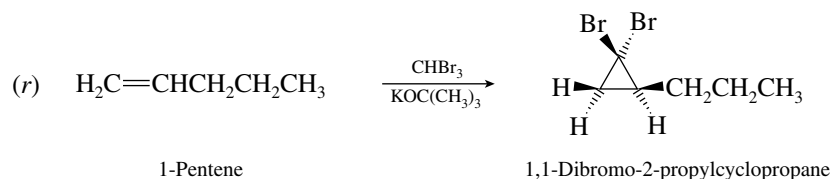
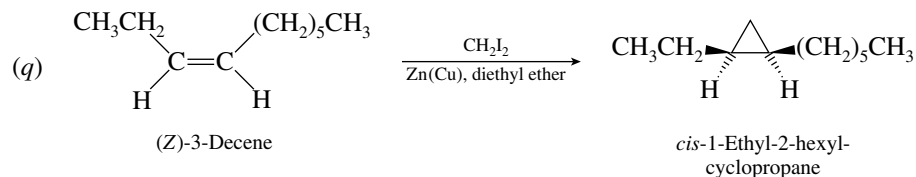
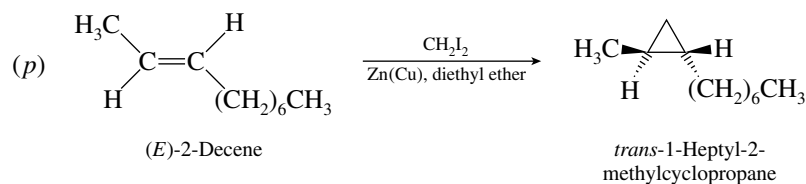
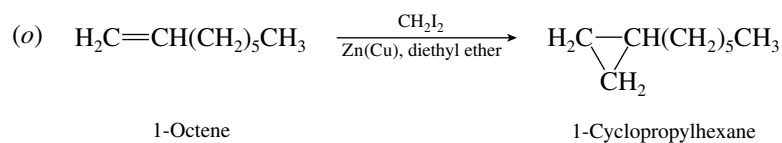
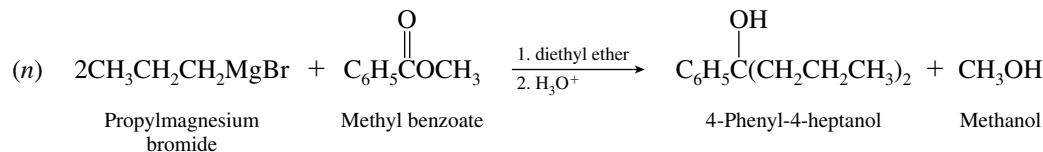
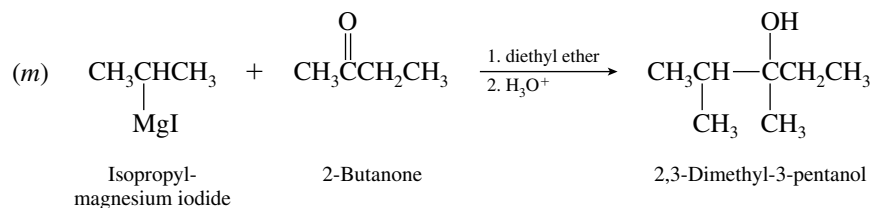
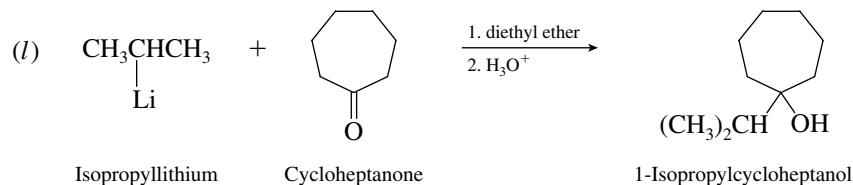
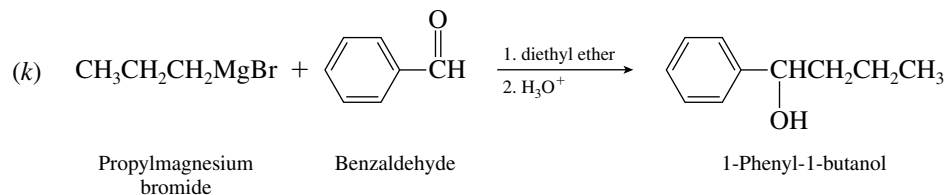
It has a carbon–lithium bond. It satisfies the requirement for classification as an organometallic compound.

- (b) Ethoxymagnesium chloride does not have a carbon–metal bond. It is not an organometallic compound.



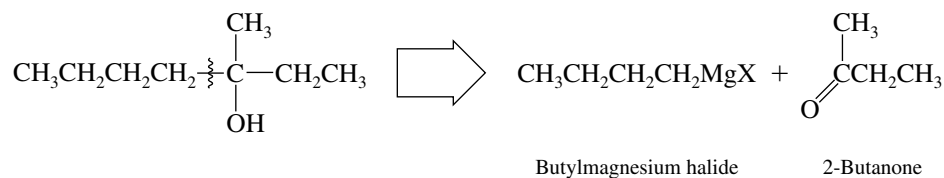
- (c) 2-Phenylethylmagnesium iodide is an example of a Grignard reagent. It is an organometallic compound.



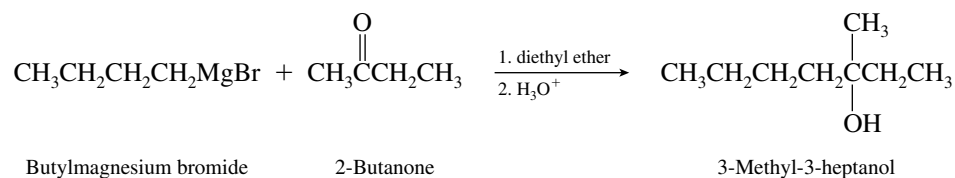


14.18 In the solutions to this problem, the Grignard reagent butylmagnesium bromide is used. In each case the use of butyllithium would be equally satisfactory.

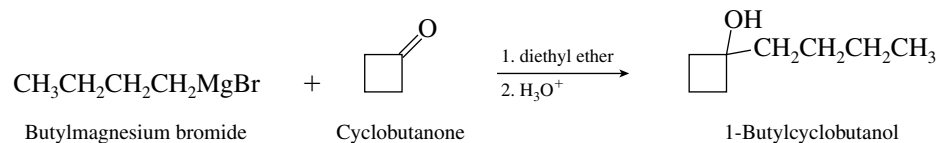
By retrosynthetically disconnecting the butyl group from the carbon that bears the hydroxyl substituent, we see that the appropriate starting ketone is 2-butanone.



Therefore

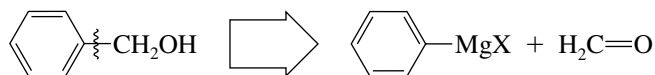


(e) 1-Butylcyclobutanol is a tertiary alcohol. The appropriate ketone is cyclobutanone.

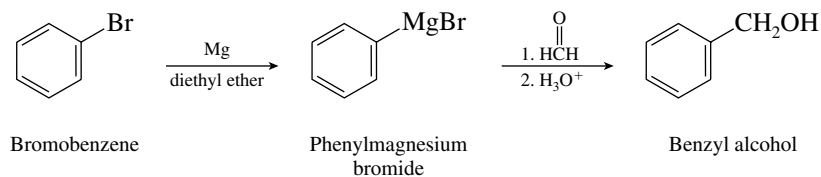


14.19 In each part of this problem in which there is a change in the carbon skeleton, disconnect the phenyl group of the product to reveal the aldehyde or ketone precursor that reacts with the Grignard reagent derived from bromobenzene. Recall that reaction of a Grignard reagent with formaldehyde ($\text{H}_2\text{C}=\text{O}$) yields a primary alcohol, reaction with an aldehyde (other than formaldehyde) yields a secondary alcohol, and reaction with a ketone yields a tertiary alcohol.

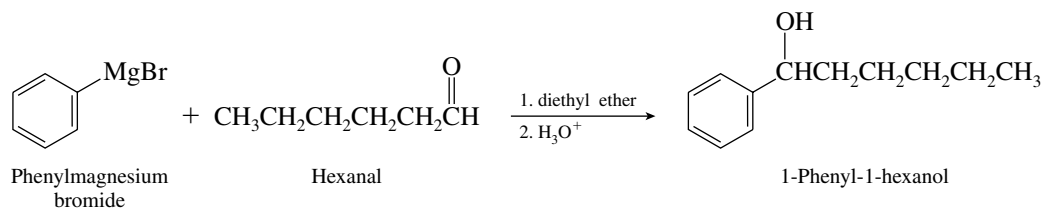
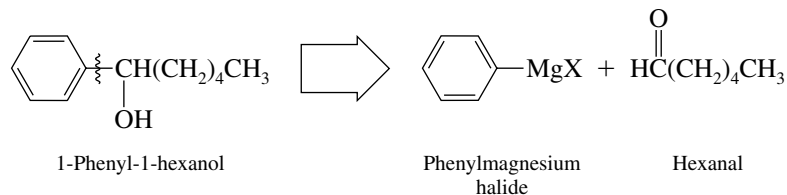
(a) Conversion of bromobenzene to benzyl alcohol requires formation of the corresponding Grignard reagent and its reaction with formaldehyde. Retrosynthetically, this can be seen as



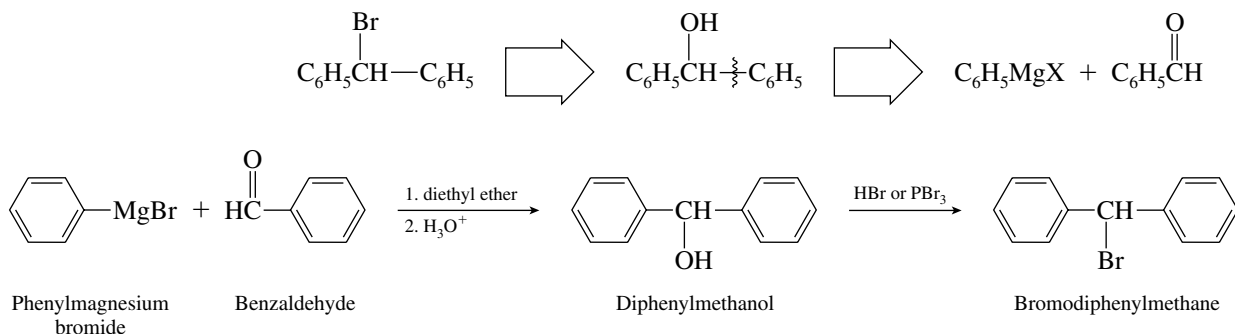
Therefore,



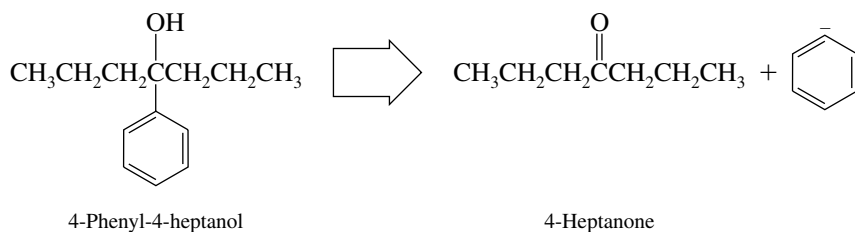
(b) The product is a secondary alcohol and is formed by reaction of phenylmagnesium bromide with hexanal.



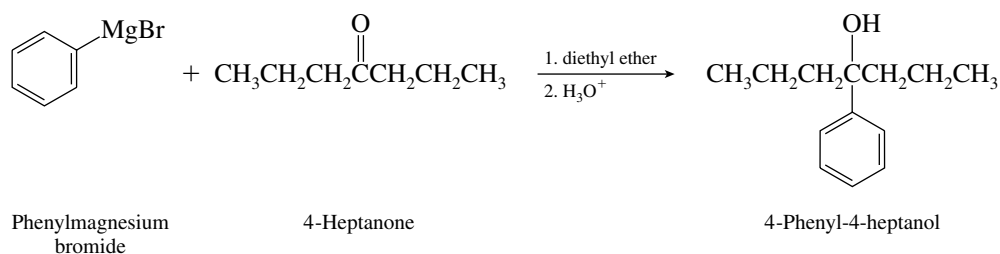
- (c) The desired product is a secondary alkyl **bromide**. A reasonable synthesis would be to first prepare the analogous secondary alcohol by reaction of phenylmagnesium bromide with benzaldehyde, followed by a conversion of the alcohol to the bromide. Retrosynthetically this can be seen as



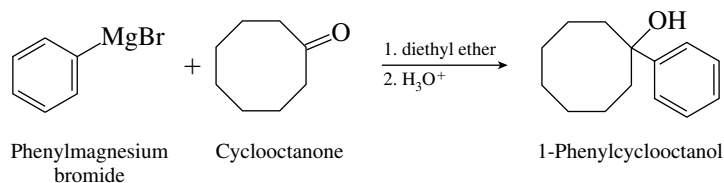
- (d) The target molecule is a tertiary alcohol, which requires that phenylmagnesium bromide react with a ketone. By mentally disconnecting the phenyl group from the carbon that bears the hydroxyl group, we see that the appropriate ketone is 4-heptanone.



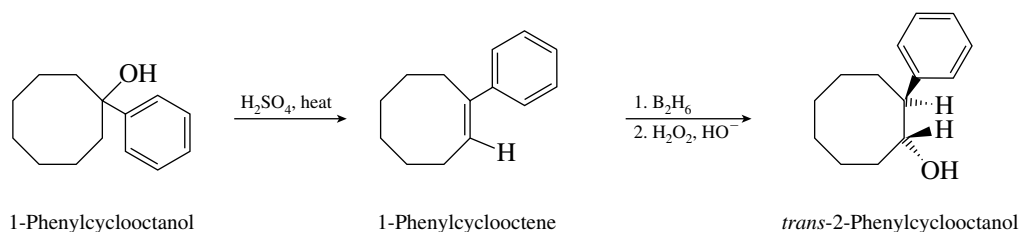
The synthesis is therefore



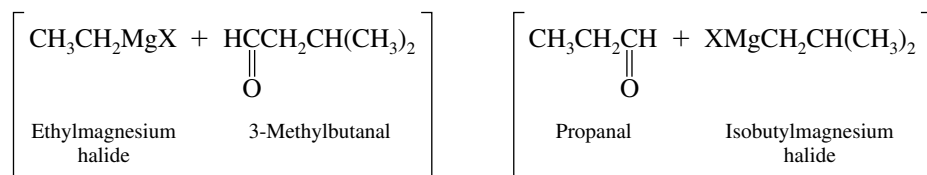
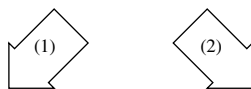
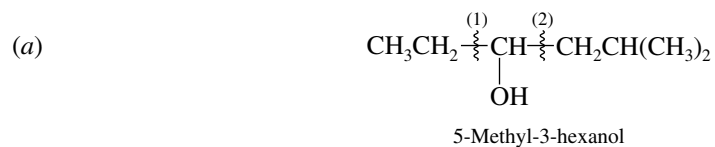
- (e) Reaction of phenylmagnesium bromide with cyclooctanone will give the desired tertiary alcohol.



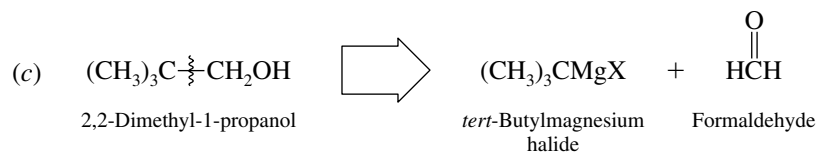
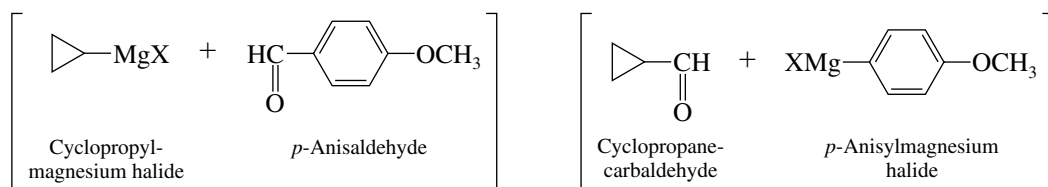
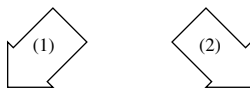
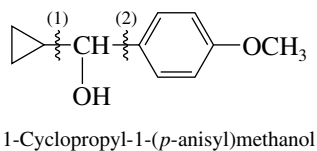
- (f) The 1-phenylcyclooctanol prepared in part (e) of this problem can be subjected to acid-catalyzed dehydration to give 1-phenylcyclooctene. Hydroboration–oxidation of 1-phenylcyclooctene gives *trans*-2-phenylcyclooctanol.



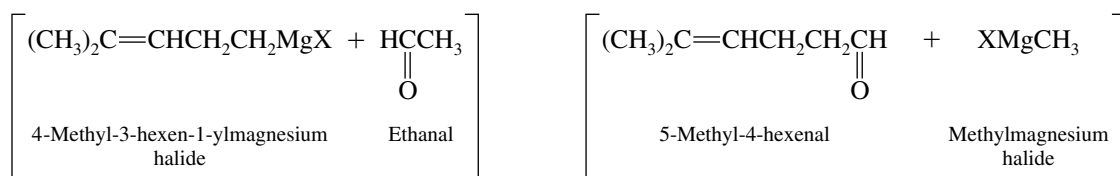
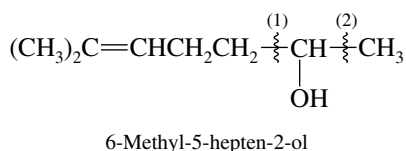
- 14.20 In these problems the principles of retrosynthetic analysis are applied. The alkyl groups attached to the carbon that bears the hydroxyl group are mentally disconnected to reveal the Grignard reagent and carbonyl compound.

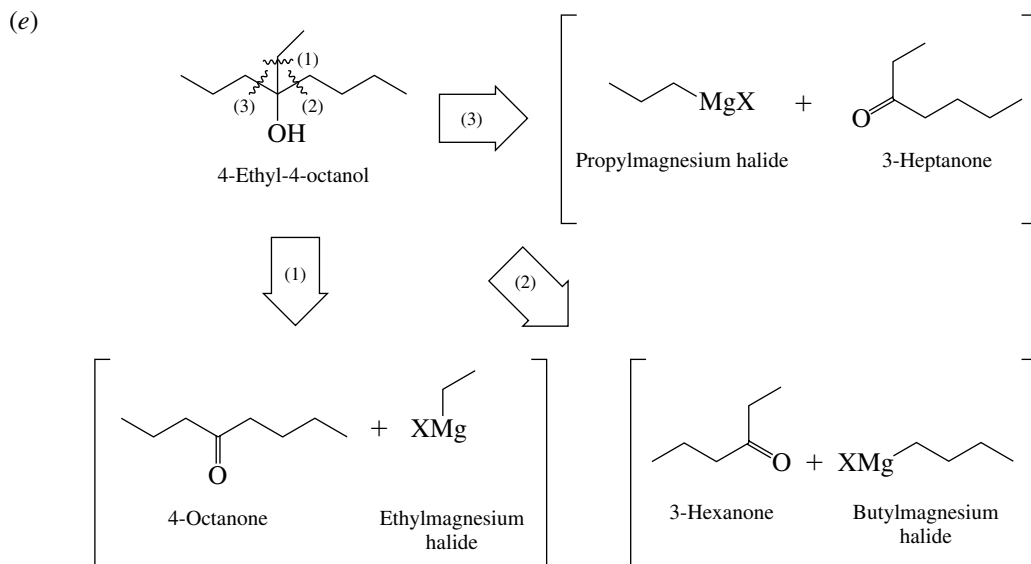


(b)

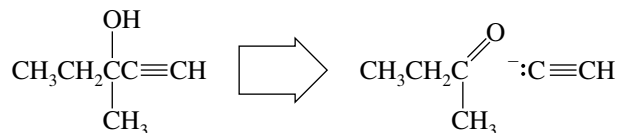


(d)

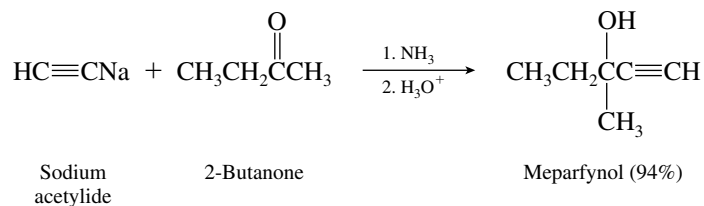




- 14.21 (a) Meparfynol is a tertiary alcohol and so can be prepared by addition of a carbanionic species to a ketone. Use the same reasoning that applies to the synthesis of alcohols from Grignard reagents. On mentally disconnecting one of the bonds to the carbon bearing the hydroxyl group

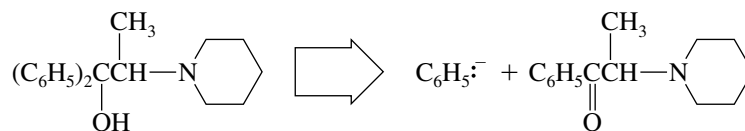


we see that the addition of acetylide ion to 2-butanone will provide the target molecule.

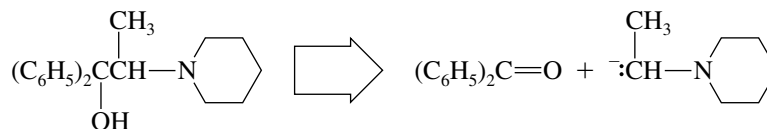


The alternative, reaction of a Grignard reagent with an alkynyl ketone, is not acceptable in this case. The acidic terminal alkyne C—H would transfer a proton to the Grignard reagent.

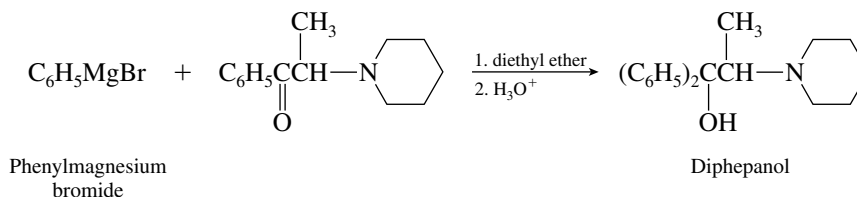
- (b) Diphepanol is a tertiary alcohol and so may be prepared by reaction of a Grignard or organolithium reagent with a ketone. Retrosynthetically, two possibilities seem reasonable:



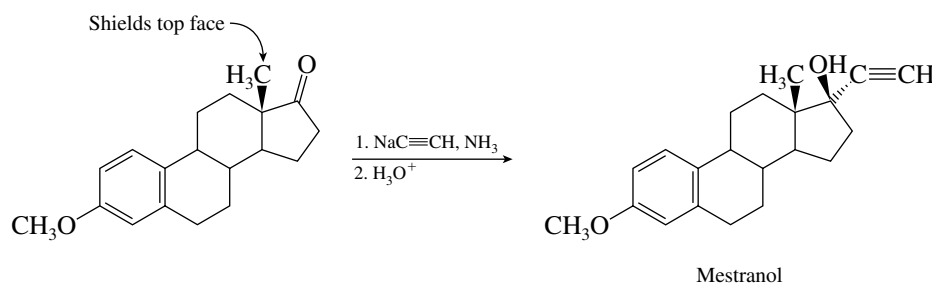
and



In principle either strategy is acceptable; in practice the one involving phenylmagnesium bromide is used.

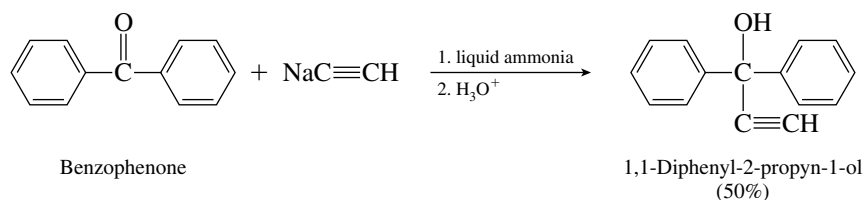


- (c) A reasonable last step in the synthesis of mestranol is the addition of sodium acetylide to the ketone shown.

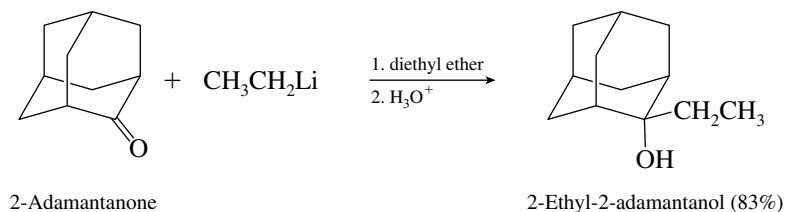


Acetylide anion adds to the carbonyl from the less sterically hindered side. The methyl group shields the top face of the carbonyl, and so acetylide adds from the bottom.

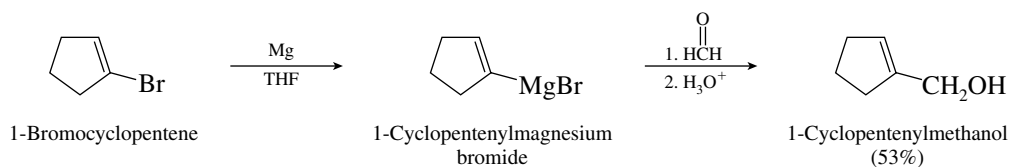
- 14.22 (a) Sodium acetylide adds to ketones to give tertiary alcohols.



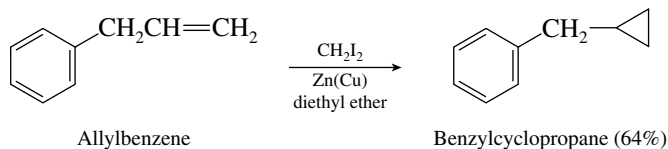
- (b) The substrate is a ketone, which reacts with ethyllithium to yield a tertiary alcohol.



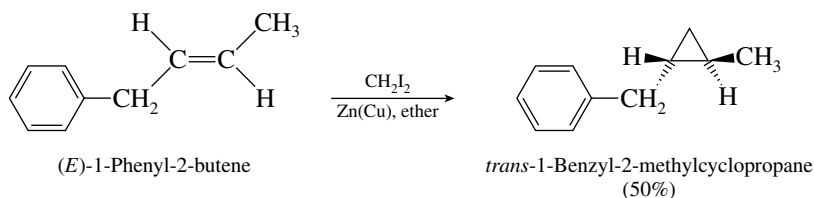
- (c) The first step is conversion of bromocyclopentene to the corresponding Grignard reagent, which then reacts with formaldehyde to give a primary alcohol.



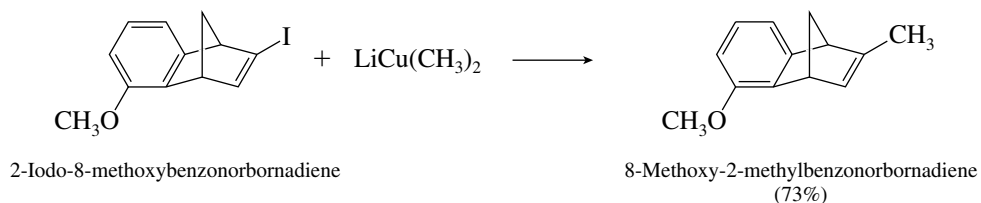
- (d) The reaction is one in which an alkene is converted to a cyclopropane through use of the Simmons–Smith reagent, iodomethylzinc iodide.



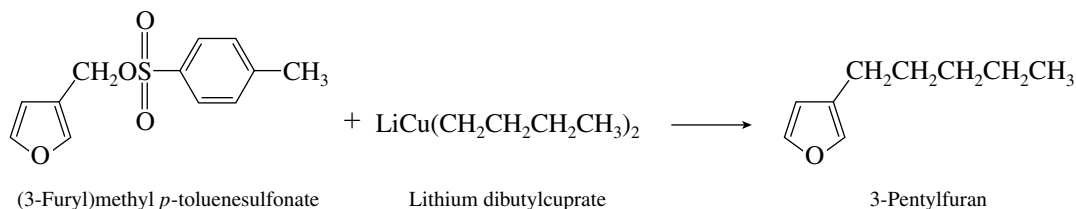
- (e) Methylene transfer using the Simmons–Smith reagent is stereospecific. The trans arrangement of substituents in the alkene is carried over to the cyclopropane product.



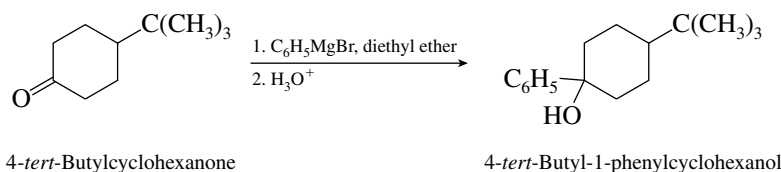
- (f) Lithium dimethylcuprate transfers a methyl group, which substitutes for iodine on the iodoalkene. Even halogens on sp^2 -hybridized carbon are reactive in substitution reactions with lithium dialkylcuprates.



- (g) The starting material is a *p*-toluenesulfonate ester. *p*-Toluenesulfonates are similar to alkyl halides in their reactivity. Substitution occurs; a butyl group from lithium dibutylcuprate replaces *p*-toluenesulfonate.

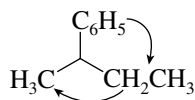


14.23 Phenylmagnesium bromide reacts with 4-*tert*-butylcyclohexanone as shown.



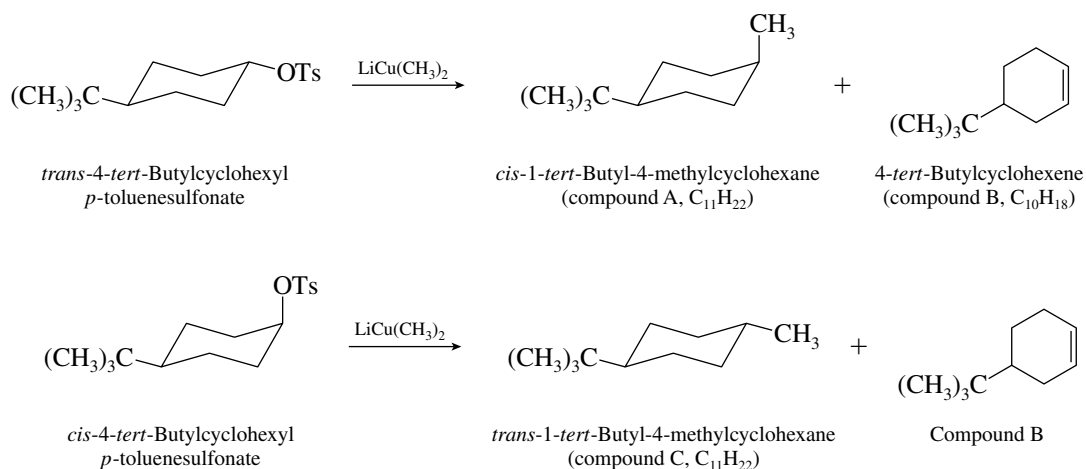
The phenyl substituent can be introduced either *cis* or *trans* to the *tert*-butyl group. The two alcohols are therefore stereoisomers (diastereomers).

Orienting the molecule so that the lowest ranked substituent (H) is away from us, we see that the order of decreasing precedence is clockwise.



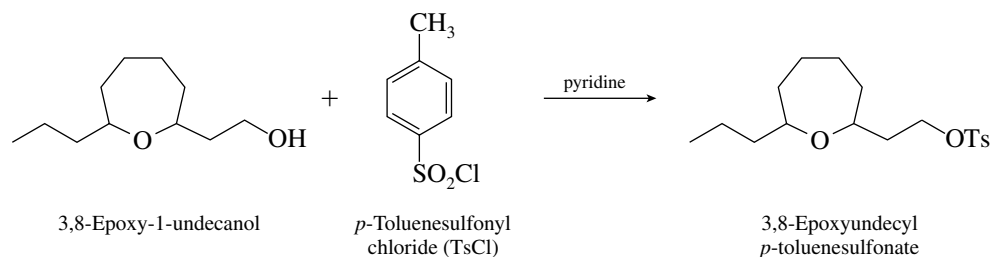
The absolute configuration is *R*.

- 14.26** The substrates are secondary alkyl *p*-toluenesulfonates, and so we expect elimination to compete with substitution. Compound B is formed in both reactions and has the molecular formula of 4-*tert*-butylcyclohexene. Because the two *p*-toluenesulfonates are diastereomers, it is likely that compounds A and C, especially since they have the same molecular formula, are also diastereomers. Assuming that the substitution reactions proceed with inversion of configuration, we conclude that the products are as shown.

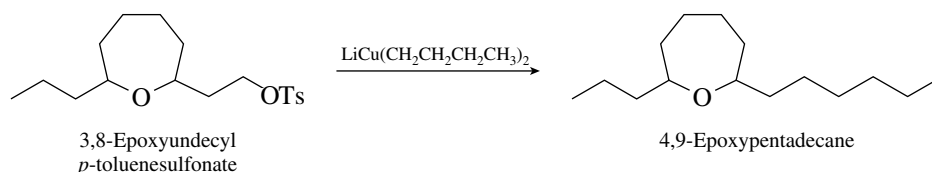


Inversion of configuration is borne out by the fact given in the problem that compound C is more stable than compound A. Both substituents are equatorial in C; the methyl group is axial in A.

- 14.27** We are told in the statement of the problem that the first step is conversion of the alcohol to the corresponding *p*-toluenesulfonate. This step is carried out as follows:

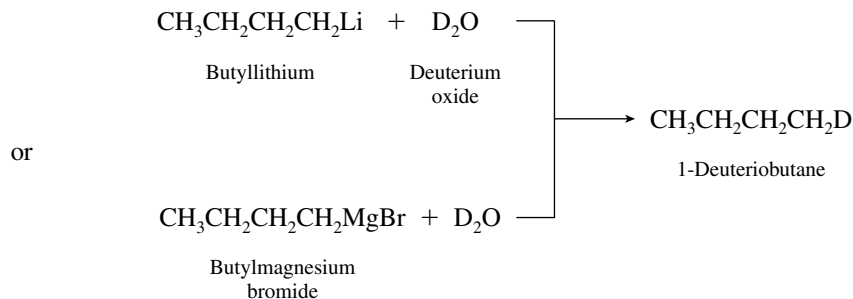


Alkyl *p*-toluenesulfonates react with lithium dialkylcuprates in the same way that alkyl halides do. Treatment of the preceding *p*-toluenesulfonate with lithium dibutylcuprate gives the desired compound.

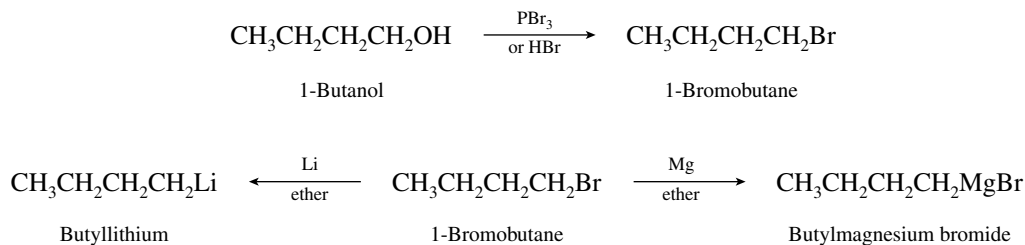


As actually performed, a 91% yield of the desired product was obtained in the reaction of the *p*-toluenesulfonate with lithium dibutylcuprate.

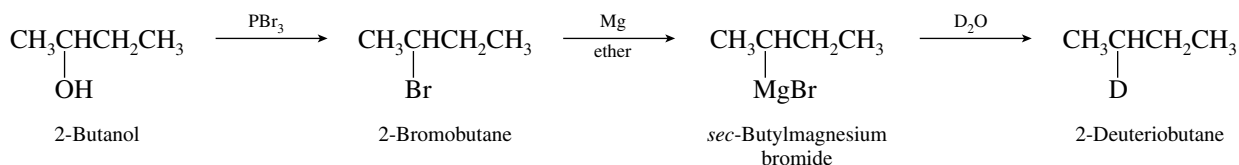
- 14.28 (a) The desired 1-deuteriobutane can be obtained by reaction of D_2O with butyllithium or butylmagnesium bromide.



Preparation of the organometallic compounds requires an alkyl bromide, which is synthesized from the corresponding alcohol.

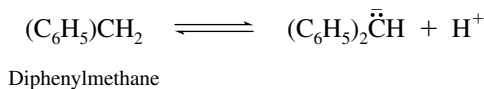


- (b) In a sequence identical to that of part (a) in design but using 2-butanol as the starting material, 2-deuteriobutane may be prepared.

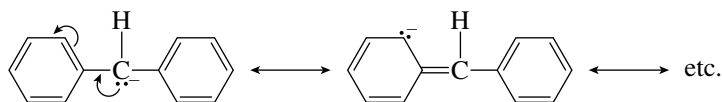


An analogous procedure involving *sec*-butyllithium in place of the Grignard reagent can be used.

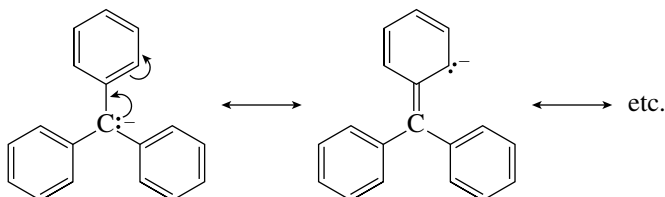
- 14.29 All the protons in benzene are equivalent. In diphenylmethane and in triphenylmethane, protons are attached either to the sp^2 -hybridized carbons of the ring or to the sp^3 -hybridized carbon between the rings. The large difference in acidity between diphenylmethane and benzene suggests that it is not a ring proton that is lost on ionization in diphenylmethane but rather a proton from the methylene group.



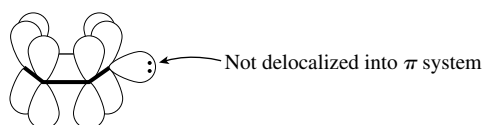
The anion produced is stabilized by resonance. It is a **benzylic** carbanion.



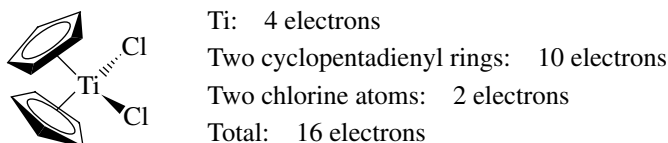
Both rings are involved in delocalizing the negative charge. The anion from triphenylmethane is stabilized by resonance involving all three rings.



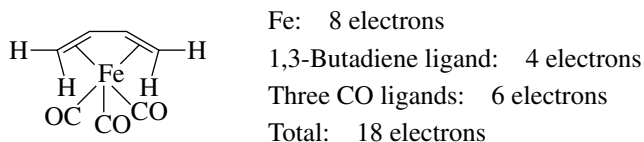
Delocalization of the negative charge by resonance is not possible in the anion of benzene. The pair of unshared electrons in phenyl anion is in an sp^2 hybrid orbital that does not interact with the π system.



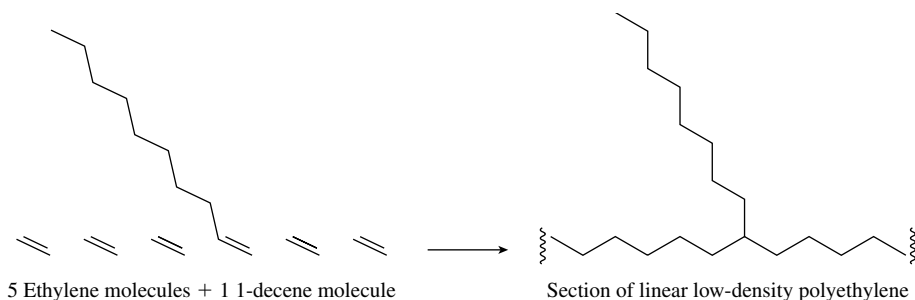
- 14.30** The titanium-containing compound is a metallocene. (It has cyclopentadienyl rings as ligands.) With an atomic number of 22, titanium has an electron configuration of $[\text{Ar}]4s^23d^2$. As the following accounting shows, this titanium complex is 2 electrons short of satisfying the 18-electron rule.



1,3-Butadiene(tricarbonyl)iron satisfies the 18-electron rule. The electron configuration of iron is $[\text{Ar}]4s^23d^6$.



- 14.31** Using 1-decene as an example, we can see from the following schematic that the growing polymer will incorporate a C_8 side chain at every point where 1-decene replaces ethylene.



14.32–14.36 Solutions to molecular modeling exercises are not provided in this *Study Guide and Solutions Manual*. You should use *Learning By Modeling* for these exercises.

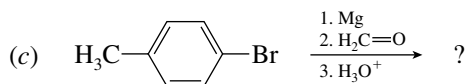
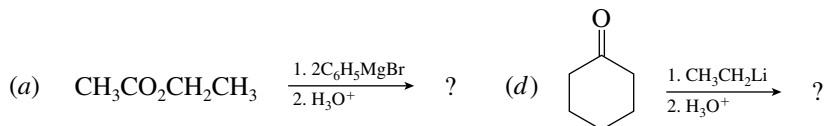
SELF-TEST

PART A

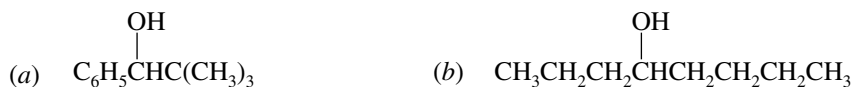
A-1. Give a method for the preparation of each of the following organometallic compounds, using appropriate starting materials:

- (a) Cyclohexyllithium
 (b) *tert*-Butylmagnesium bromide
 (c) Lithium dibenzylcuprate

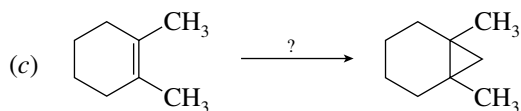
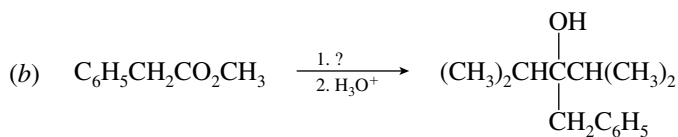
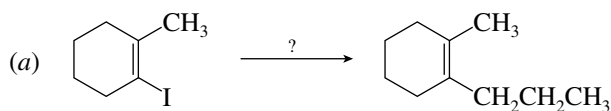
A-2. Give the structure of the product obtained by each of the following reaction schemes:



A-3. Give two combinations of an organometallic reagent and a carbonyl compound that may be used for the preparation of each of the following:



A-4. Gives the structure of the organometallic reagent necessary to carry out each of the following:



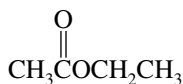
A-5. Compounds A through F are some common organic solvents. Which ones would be suitable for use in the preparation of a Grignard reagent? For those that are not suitable, give a brief reason why.



A

B

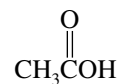
C



D

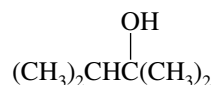


E

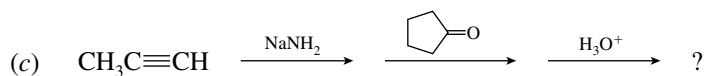
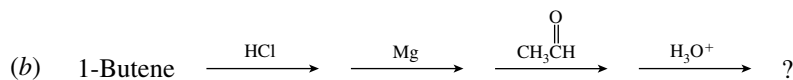
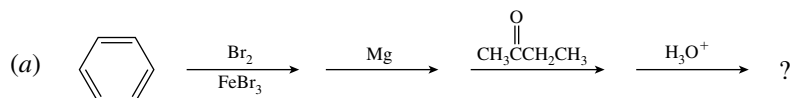


F

- A-6.** Show by a series of chemical equations how you would prepare octane from 1-butanol as the source of all its carbon atoms.
- A-7.** Synthesis of the following alcohol is possible by three schemes using Grignard reagents. Give the reagents necessary to carry out each of them.



- A-8.** Using ethylbenzene and any other necessary organic or inorganic reagents, outline a synthesis of 3-phenyl-2-butanol.
- A-9.** Give the structure of the final product of each of the following sequences of reactions.

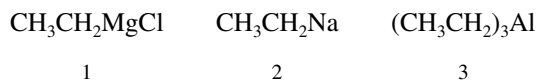


PART B

- B-1.** Which (if any) of the following would *not* be classified as an organometallic substance?

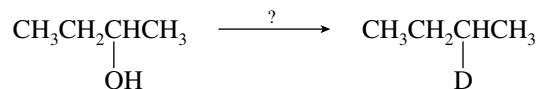
- (a) Triethylaluminum
 (b) Ethylmagnesium iodide
 (c) Potassium *tert*-butoxide
 (d) None of these (all are organometallic compounds)

- B-2.** Rank the following species in order of increasing polarity of the carbon–metal bond (least \rightarrow most polar):



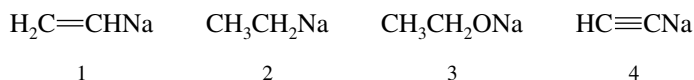
- (a) $3 < 1 < 2$ (b) $2 < 1 < 3$ (c) $1 < 3 < 2$ (d) $2 < 3 < 1$

- B-3.** Which sequence of reagents would carry out the following conversion?



- (a) H_2SO_4 , heat; then B_2D_6 ; then H_2O_2 , HO^-
 (b) H_2SO_4 , heat; then D_2 , Pt
 (c) CH_3MgBr ; then D_2O
 (d) HBr; then Mg; then D_2O

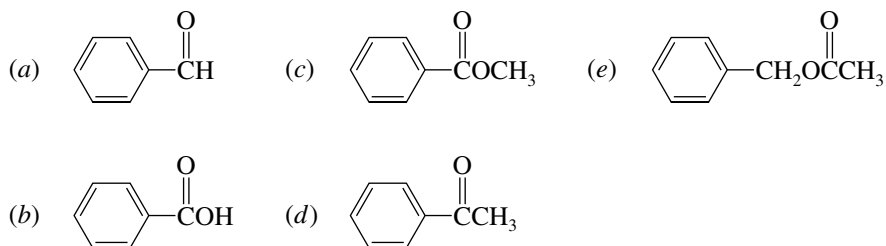
- B-4.** Arrange the following intermediates in order of decreasing basicity (strongest \rightarrow weakest):



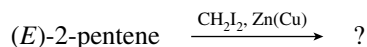
- (a) $2 > 1 > 4 > 3$ (c) $3 > 4 > 1 > 2$
 (b) $4 > 1 > 2 > 3$ (d) $3 > 2 > 4 > 1$

- B-9.** Which sequence of steps describes the best synthesis of 2-phenylpropene?
- Benzene + 2-chloropropene, AlCl_3
 - Benzene + propene, H_2SO_4
 1. Benzaldehyde ($\text{C}_6\text{H}_5\text{CH}=\text{O}$) + $\text{CH}_3\text{CH}_2\text{MgBr}$, diethyl ether
2. H_3O^+
3. H_2SO_4 , heat
 1. Bromobenzene + Mg, diethyl ether
2. Propanal ($\text{CH}_3\text{CH}_2\text{CH}=\text{O}$)
3. H_3O^+
4. H_2SO_4 , heat
 1. Bromobenzene + Mg, diethyl ether
2. Acetone [$(\text{CH}_3)_2\text{C}=\text{O}$]
3. H_3O^+
4. H_2SO_4 , heat
- B-10.** What sequence of steps represents the best synthesis of 4-heptanol ($(\text{CH}_3\text{CH}_2\text{CH}_2)_2\text{CHOH}$)?
- $\text{CH}_3\text{CH}_2\text{CH}_2\text{MgBr}$ (2 mol) + formaldehyde ($\text{CH}_2=\text{O}$) in diethyl ether followed by H_3O^+
 - $\text{CH}_3\text{CH}_2\text{CH}_2\text{MgBr}$ + butanal ($\text{CH}_3\text{CH}_2\text{CH}_2\text{CH}=\text{O}$) in diethyl ether followed by H_3O^+
 - $\text{CH}_3\text{CH}_2\text{CH}_2\text{CH}_2\text{MgBr}$ + acetone [$(\text{CH}_3)_2\text{C}=\text{O}$] in diethyl ether followed by H_3O^+
 - $(\text{CH}_3\text{CH}_2\text{CH}_2)_2\text{CHMgBr}$ + formaldehyde ($\text{CH}_2=\text{O}$) in diethyl ether followed by H_3O^+
 - $\text{CH}_3\text{CH}_2\text{CH}_2\text{MgBr}$ + ethyl acetate ($\text{CH}_3\overset{\text{O}}{\parallel}\text{COCH}_2\text{CH}_3$) in diethyl ether followed by H_3O^+

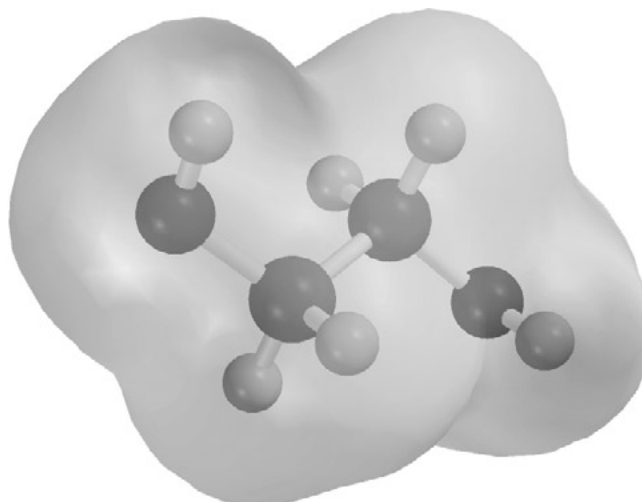
- B-11.** All of the following compounds react with ethylmagnesium bromide. Alcohols are formed from four of the compounds. Which one does *not* give an alcohol?



- B-12.** Give the major product of the following reaction:



- cis*-1-Ethyl-2-methylcyclopropane
- trans*-1-Ethyl-2-methylcyclopropane
- 1-Ethyl-1-methylcyclopropane
- An equimolar mixture of products (a) and (b)

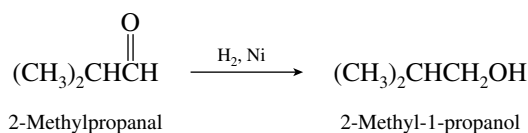
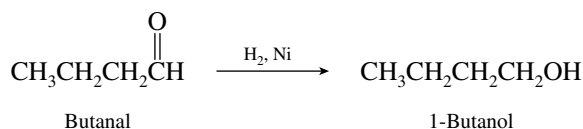


CHAPTER 15

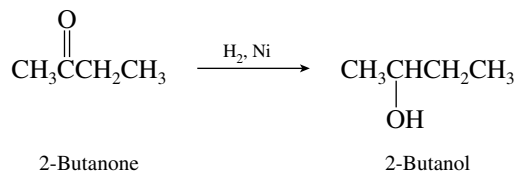
ALCOHOLS, DIOLS, AND THIOLS

SOLUTIONS TO TEXT PROBLEMS

- 15.1 The two primary alcohols, 1-butanol and 2-methyl-1-propanol, can be prepared by hydrogenation of the corresponding aldehydes.

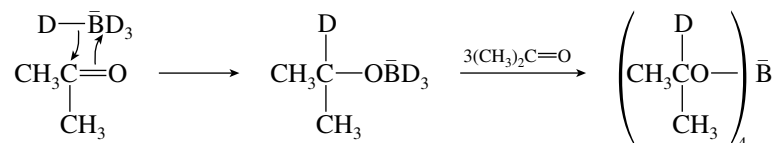


The secondary alcohol 2-butanol arises by hydrogenation of a ketone.

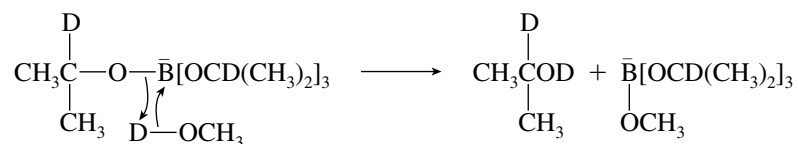


Tertiary alcohols such as 2-methyl-2-propanol, $(\text{CH}_3)_3\text{COH}$, cannot be prepared by hydrogenation of a carbonyl compound.

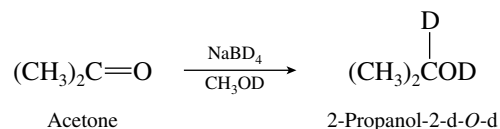
- 15.2 (b) A deuterium atom is transferred from NaBD_4 to the carbonyl group of acetone.



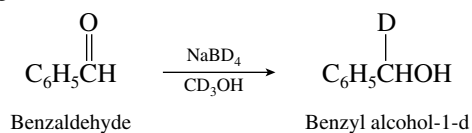
On reaction with CH_3OD , deuterium is transferred from the alcohol to the oxygen of $[(\text{CH}_3)_2\text{CDO}]_4\bar{\text{B}}$.



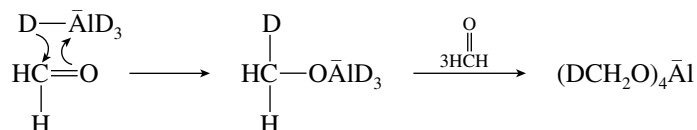
Overall:



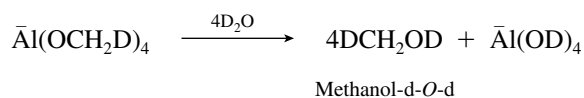
(c) In this case NaBD_4 serves as a deuterium donor to carbon, and CD_3OH is a proton (not deuterium) donor to oxygen.



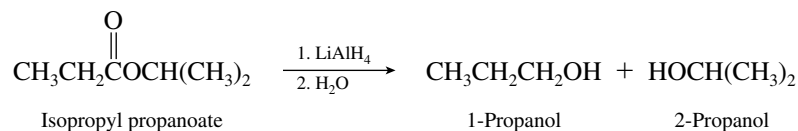
(d) Lithium aluminum deuteride is a deuterium donor to the carbonyl carbon of formaldehyde.



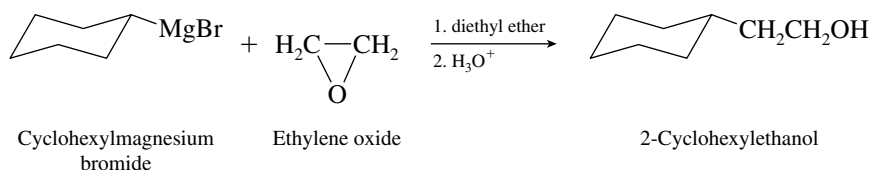
On hydrolysis with D_2O , the oxygen-aluminum bond is cleaved and DCH_2OD is formed.



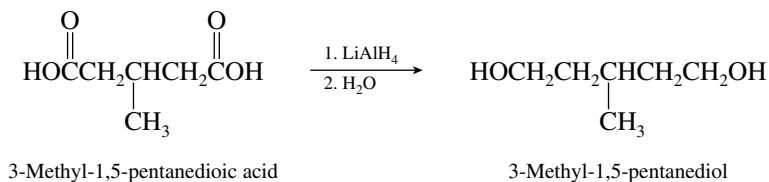
15.3 The acyl portion of the ester gives a primary alcohol on reduction. The alkyl group bonded to oxygen may be primary, secondary, or tertiary and gives the corresponding alcohol.



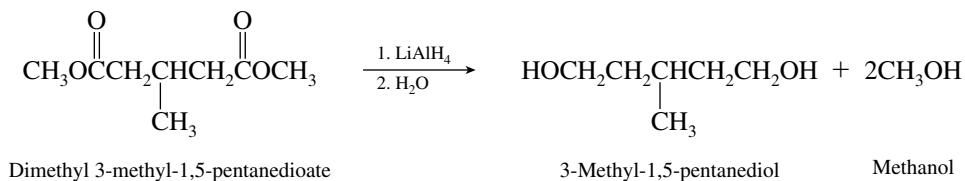
15.4 (b) Reaction with ethylene oxide results in the addition of a $-\text{CH}_2\text{CH}_2\text{OH}$ unit to the Grignard reagent. Cyclohexylmagnesium bromide (or chloride) is the appropriate reagent.



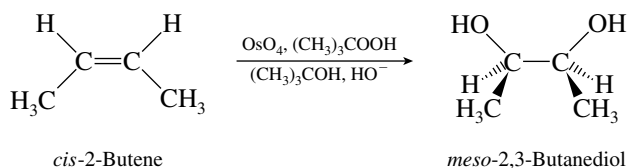
15.5 Lithium aluminum hydride is the appropriate reagent for reducing carboxylic acids or esters to alcohols.



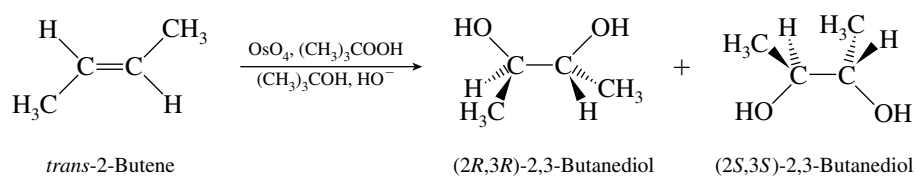
Any alkyl group may be attached to the oxygen of the ester function. In the following example, it is a methyl group.



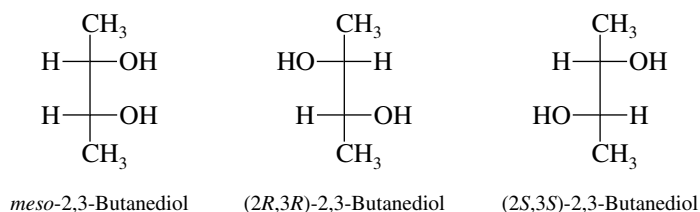
- 15.6** Hydroxylation of alkenes using osmium tetroxide is a syn addition of hydroxyl groups to the double bond. *cis*-2-Butene yields the meso diol.



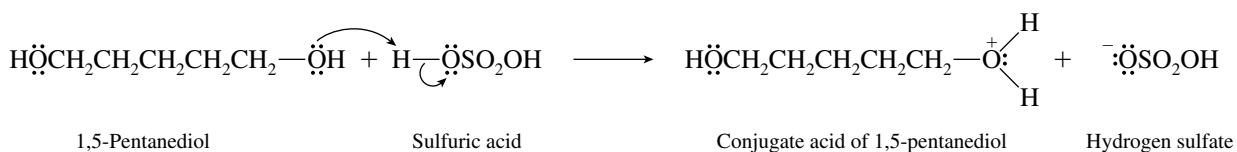
trans-2-Butene yields a racemic mixture of the two enantiomeric forms of the chiral diol.



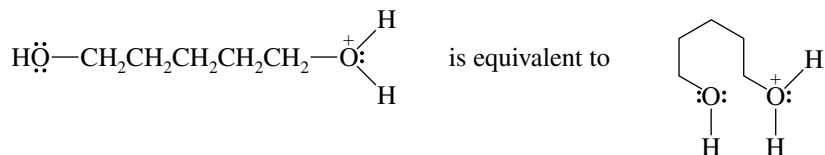
The Fischer projection formulas of the three stereoisomers are



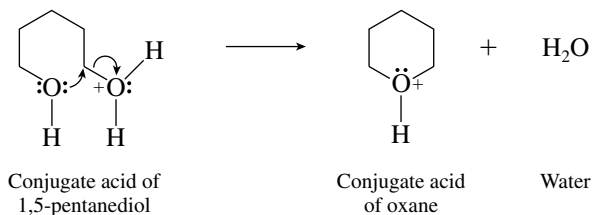
- 15.7** The first step is proton transfer to 1,5-pentandiol to form the corresponding alkyloxonium ion.



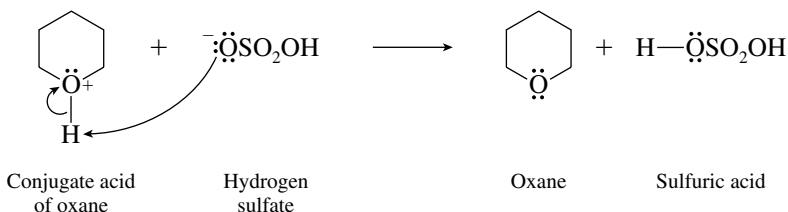
Rewriting the alkyloxonium ion gives



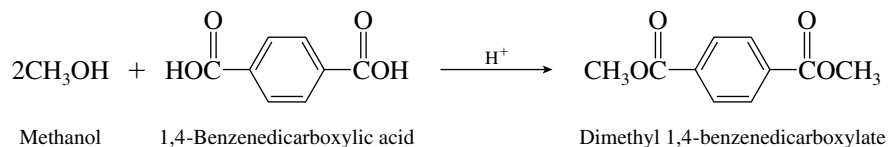
The oxonium ion undergoes cyclization by intramolecular nucleophilic attack of its alcohol function on the carbon that bears the leaving group.



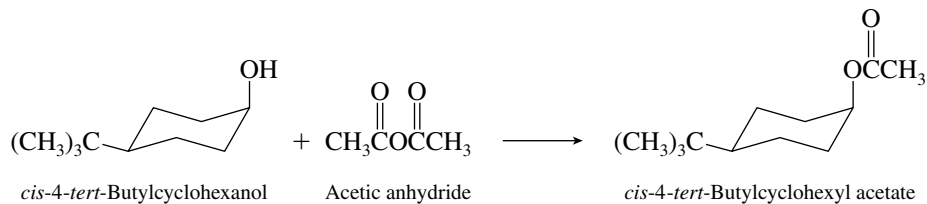
Loss of a proton gives oxane.



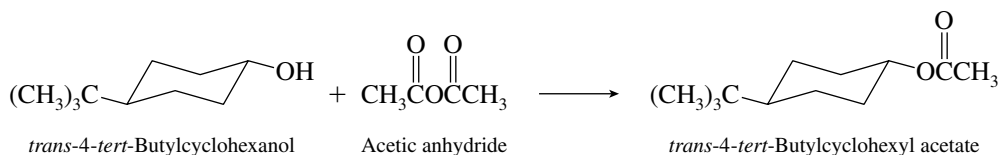
- 15.8 (b) The relationship of the molecular formula of the ester ($\text{C}_{10}\text{H}_{10}\text{O}_4$) to that of the starting dicarboxylic acid ($\text{C}_8\text{H}_6\text{O}_4$) indicates that the diacid reacted with 2 moles of methanol to form a diester.



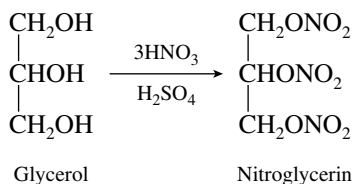
- 15.9 While neither *cis*- nor *trans*-4-*tert*-butylcyclohexanol is a chiral molecule, the stereochemical course of their reactions with acetic anhydride becomes evident when the relative stereochemistry of the ester function is examined for each case. The *cis* alcohol yields the *cis* acetate.



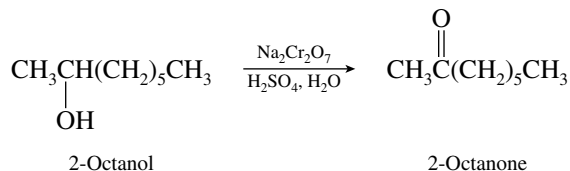
The *trans* alcohol yields the *trans* acetate.



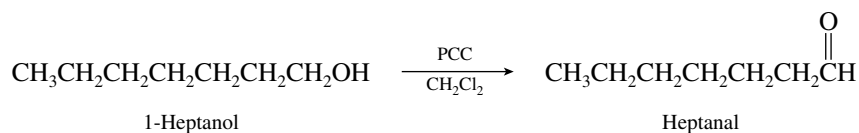
- 15.10 Glycerol has three hydroxyl groups, each of which is converted to a nitrate ester function in nitroglycerin.



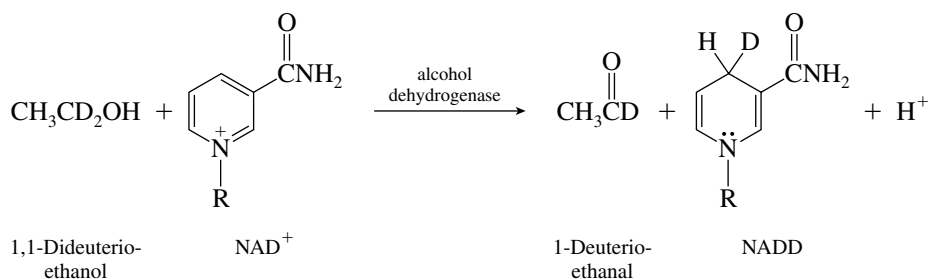
- 15.11 (b) The substrate is a secondary alcohol and so gives a ketone on oxidation with sodium dichromate. 2-Octanone has been prepared in 92–96% yield under these reaction conditions.



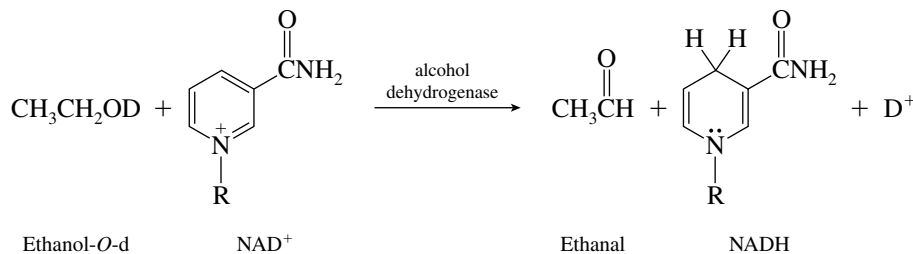
- (c) The alcohol is primary, and so oxidation can produce either an aldehyde or a carboxylic acid, depending on the reaction conditions. Here the oxidation is carried out under anhydrous conditions using pyridinium chlorochromate (PCC), and the product is the corresponding aldehyde.



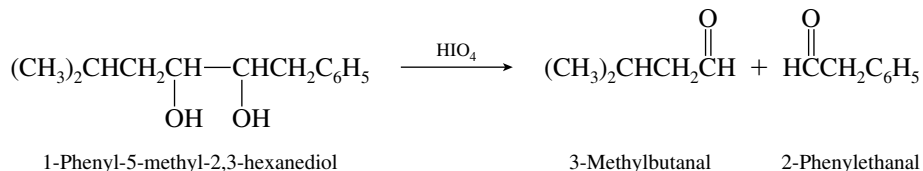
- 15.12 (b) Biological oxidation of $\text{CH}_3\text{CD}_2\text{OH}$ leads to loss of one of the C-1 deuterium atoms to NAD^+ . The dihydropyridine ring of the reduced form of the coenzyme will bear a single deuterium.



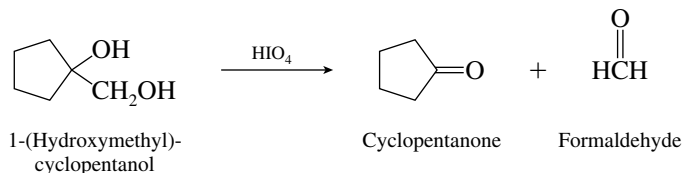
- (c) The deuterium atom of $\text{CH}_3\text{CH}_2\text{OD}$ is lost as D^+ . The reduced form of the coenzyme contains no deuterium.



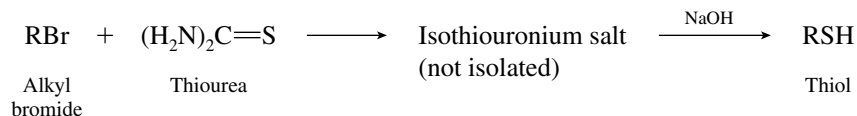
- 15.13 (b) Oxidation of the carbon–oxygen bonds to carbonyl groups accompanies their cleavage.



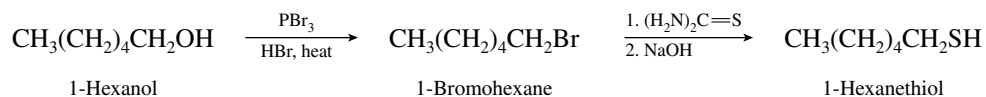
- (c) The CH_2OH group is cleaved from the ring as formaldehyde to leave cyclopentanone.



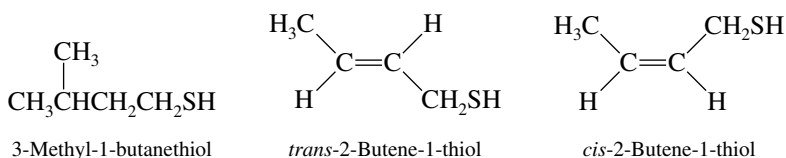
- 15.14 Thiols may be prepared from the corresponding alkyl halide by reaction with thiourea followed by treatment of the isothiuronium salt with base.



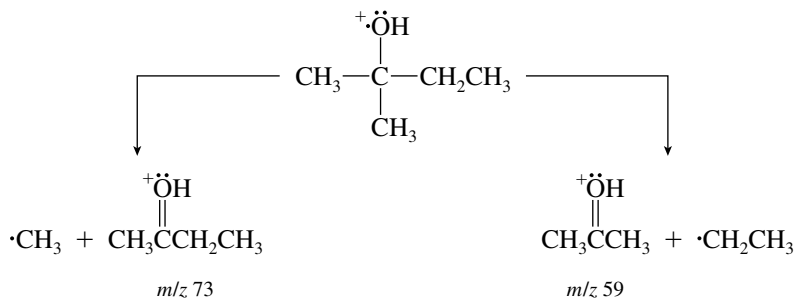
Thus, an acceptable synthesis of 1-hexanethiol from 1-hexanol would be



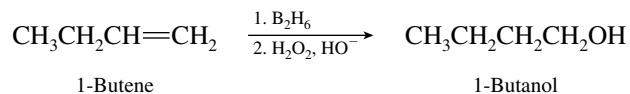
- 15.15 The three main components of “essence of skunk” are



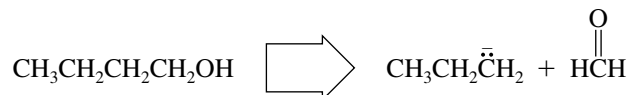
- 15.16 The molecular weight of 2-methyl-2-butanol is 88. A peak in its mass spectrum at m/z 70 corresponds to loss of water from the molecular ion. The peaks at m/z 73 and m/z 59 represent stable cations corresponding to the cleavages shown in the equation.



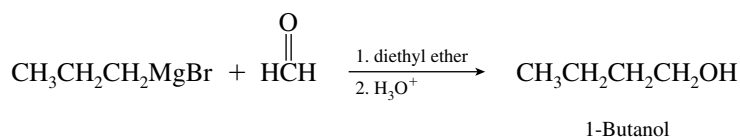
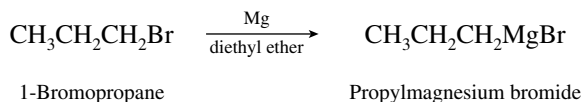
- 15.17 (a) The appropriate alkene for the preparation of 1-butanol by a hydroboration–oxidation sequence is 1-butene. Remember, hydroboration–oxidation leads to hydration of alkenes with a regioselectivity opposite to that seen in acid-catalyzed hydration.



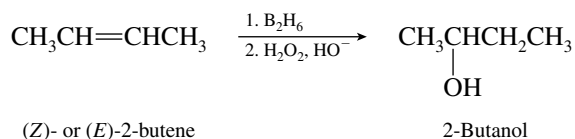
- (b) 1-Butanol can be prepared by reaction of a Grignard reagent with formaldehyde.



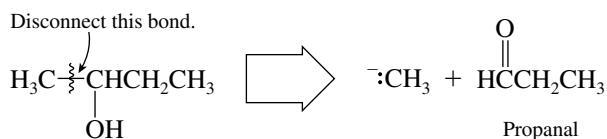
An appropriate Grignard reagent is propylmagnesium bromide.



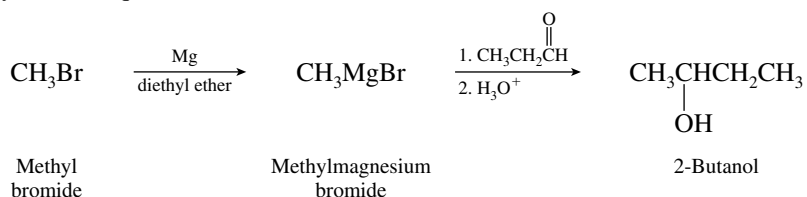
- 15.18 (a) Both (*Z*)- and (*E*)-2-butene yield 2-butanol on hydroboration–oxidation.



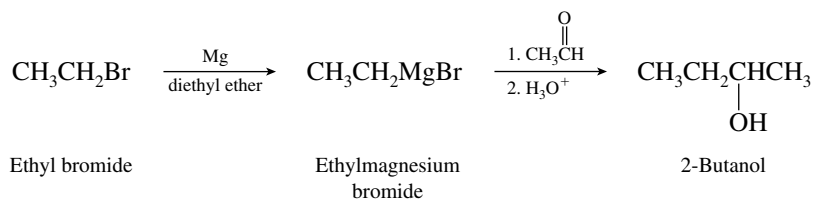
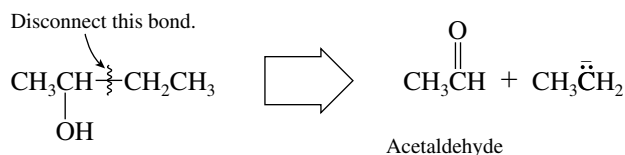
- (b) Disconnection of one of the bonds to the carbon that bears the hydroxyl group reveals a feasible route using a Grignard reagent and propanal.



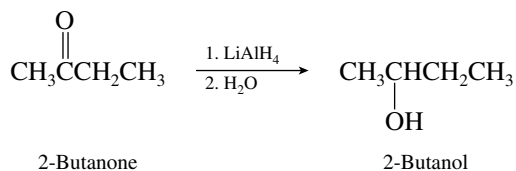
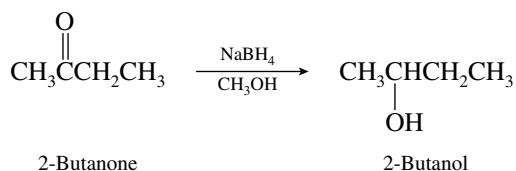
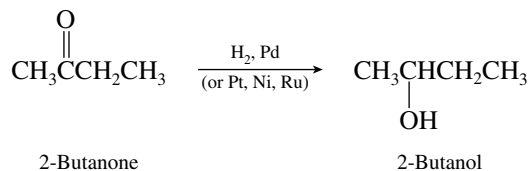
The synthetic sequence is



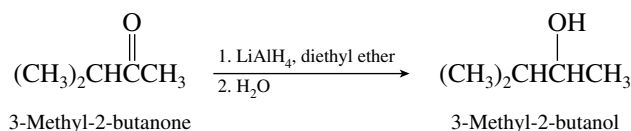
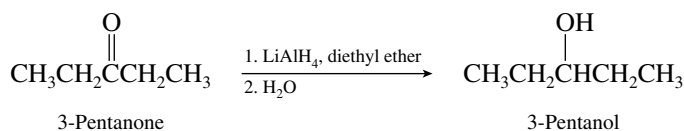
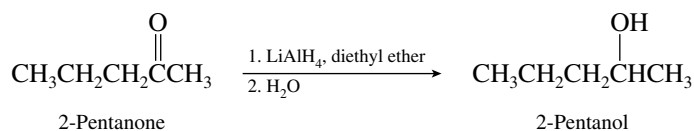
- (c) Another disconnection is related to a synthetic route using a Grignard reagent and acetaldehyde.



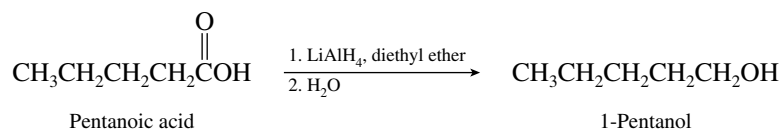
- (*d–f*) Because 2-butanol is a secondary alcohol, it can be prepared by reduction of a ketone having the same carbon skeleton, in this case 2-butanone. All three reducing agents indicated in the equations are satisfactory.



- (b) The secondary alcohols having the molecular formula $C_5H_{12}O$ may be prepared by reduction of ketones.

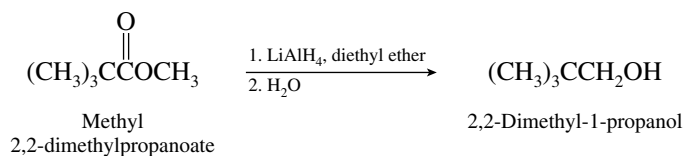


- (c) As with the reduction of aldehydes in part (a), reduction of carboxylic acids yields primary alcohols. For example, 1-pentanol may be prepared by reduction of pentanoic acid.

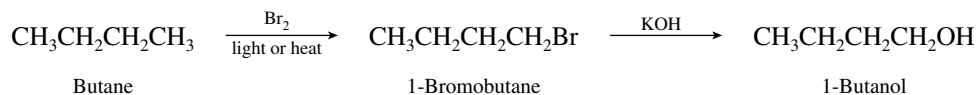


The remaining primary alcohols, 2-methyl-1-butanol, 3-methyl-1-butanol, and 2,2-dimethyl-1-propanol, may be prepared in the same way.

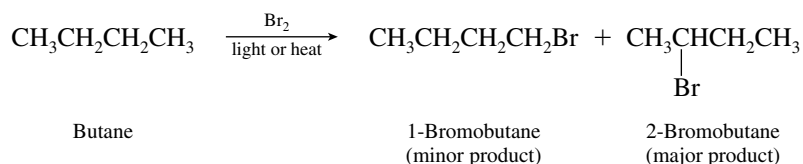
- (d) As with carboxylic acids, esters may be reduced using lithium aluminum hydride to give primary alcohols. For example, 2,2-dimethyl-1-propanol may be prepared by reduction of methyl 2,2-dimethylpropanoate.



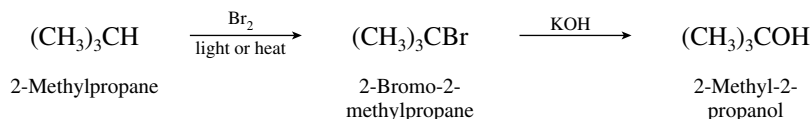
- 15.21 (a) The suggested synthesis



is a poor one because bromination of butane yields a mixture of 1-bromobutane and 2-bromobutane, 2-bromobutane being the major product.

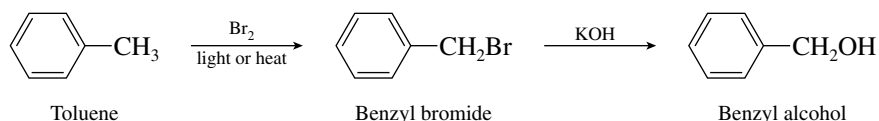


(b) The suggested synthesis



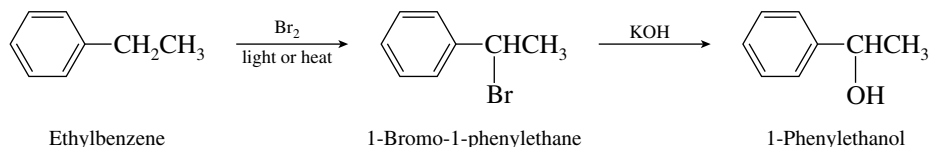
will fail because the reaction of 2-bromo-2-methylpropane with potassium hydroxide will proceed by elimination rather than by substitution. The first step in the process, selective bromination of 2-methylpropane to 2-bromo-2-methylpropane, is satisfactory because bromination is selective for substitution of tertiary hydrogens in the presence of secondary and primary ones.

(c) Benzyl alcohol, unlike 1-butanol and 2-methyl-2-propanol, can be prepared effectively by this method.



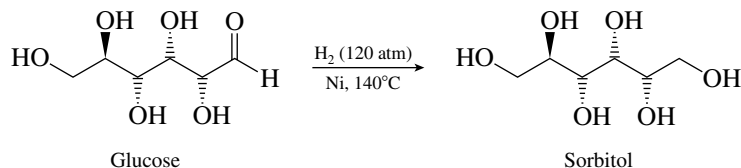
Free-radical bromination of toluene is selective for the benzylic position. Benzyl bromide cannot undergo elimination, and so nucleophilic substitution of bromide by hydroxide will work well.

(d) The desired transformation

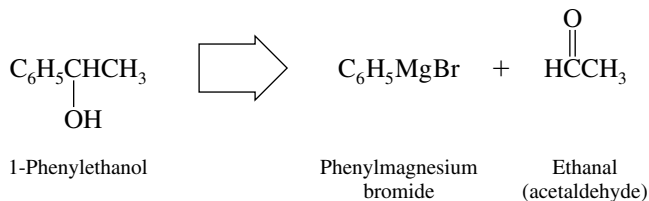


fails because it produces more than one enantiomer. The reactant ethylbenzene is achiral and although its bromination will be highly regioselective for the benzylic position, the product will be a racemic mixture of (*R*) and (*S*)-1-bromo-1-phenylethane. The alcohol produced by hydrolysis will also be racemic. Furthermore, the hydrolysis step will give mostly styrene by an E2 elimination, rather than 1-phenylethanol by nucleophilic substitution.

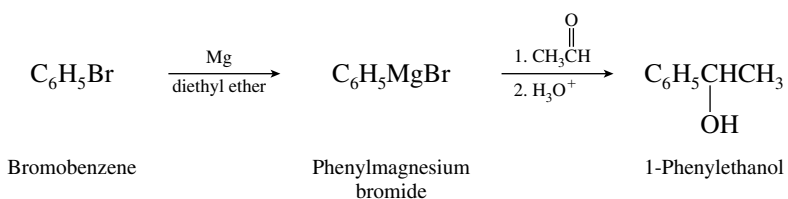
15.22 Glucose contains five hydroxyl groups and an aldehyde functional group. Its hydrogenation will not affect the hydroxyl groups but will reduce the aldehyde to a primary alcohol.



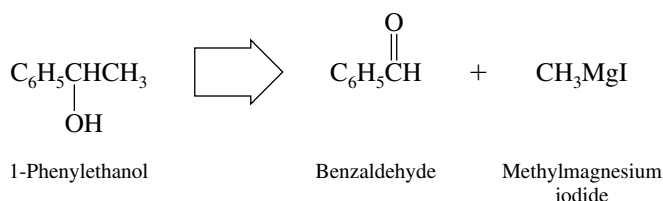
15.23 (a) 1-Phenylethanol is a secondary alcohol and so can be prepared by the reaction of a Grignard reagent with an aldehyde. One combination is phenylmagnesium bromide and ethanal (acetaldehyde).



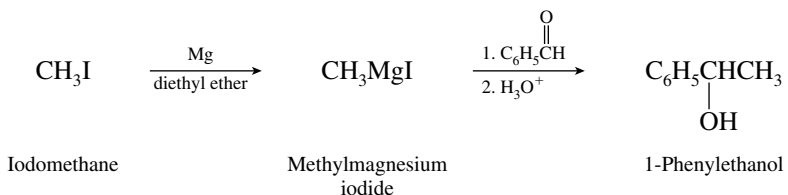
Grignard reagents—phenylmagnesium bromide in this case—are always prepared by reaction of magnesium metal and the corresponding halide. Starting with bromobenzene, a suitable synthesis is described by the sequence



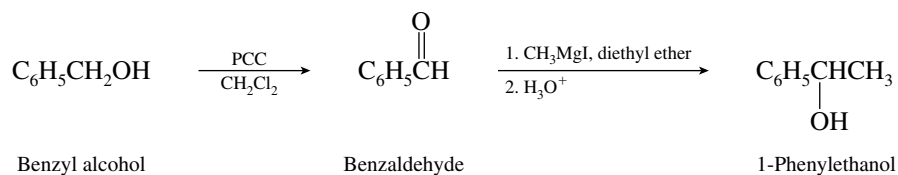
- (b) An alternative disconnection of 1-phenylethanol reveals a second route using benzaldehyde and a methyl Grignard reagent.



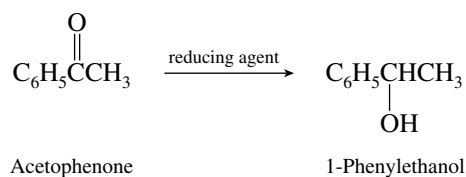
Equations representing this approach are



- (c) Aldehydes are, in general, obtainable by oxidation of the corresponding primary alcohol. By recognizing that benzaldehyde can be obtained by oxidation of benzyl alcohol with PCC, we write



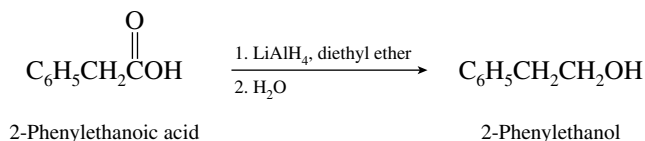
- (d) The conversion of acetophenone to 1-phenylethanol is a reduction.



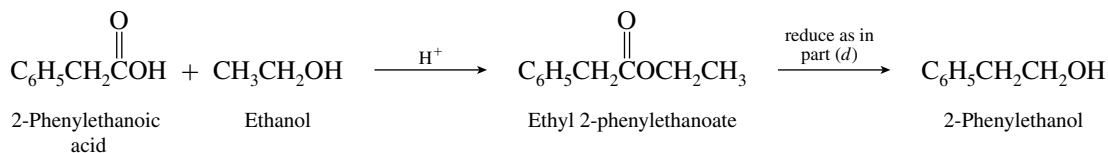
Any of a number of reducing agents could be used. These include

1. NaBH_4 , CH_3OH
2. LiAlH_4 in diethyl ether, then H_2O
3. H_2 and a Pt, Pd, Ni, or Ru catalyst

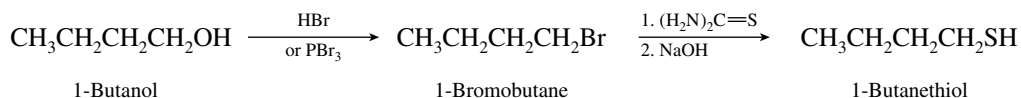
- (e) The only reagent that is suitable for the direct reduction of carboxylic acids to primary alcohols is lithium aluminum hydride.



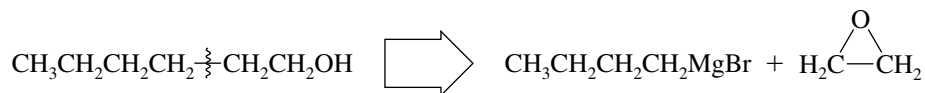
Alternatively, the carboxylic acid could be esterified with ethanol and the resulting ethyl 2-phenylethanoate reduced.



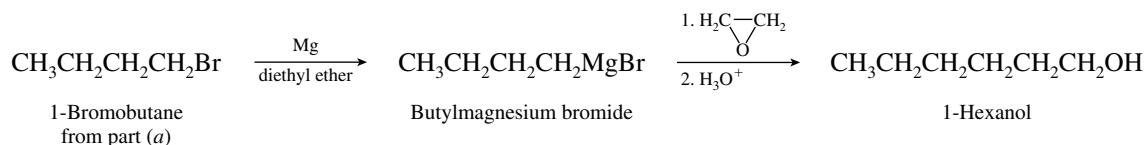
- 15.25 (a) Thiols are made from alkyl halides by reaction with thiourea, followed by hydrolysis of the isothiuronium salt in base. The first step must therefore be a conversion of the alcohol to an alkyl bromide.



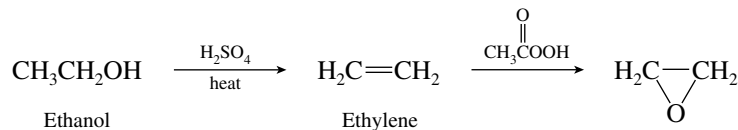
- (b) To obtain 1-hexanol from alcohols having four carbons or fewer, a two-carbon chain extension must be carried out. This suggests reaction of a Grignard reagent with ethylene oxide. The retrosynthetic path for this approach is



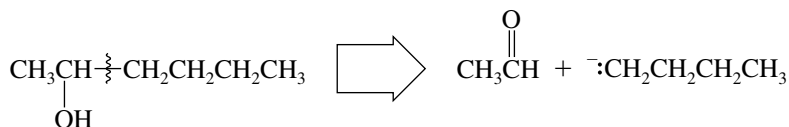
The reaction sequence therefore becomes



Given the constraints of the problem, we prepare ethylene oxide by the sequence

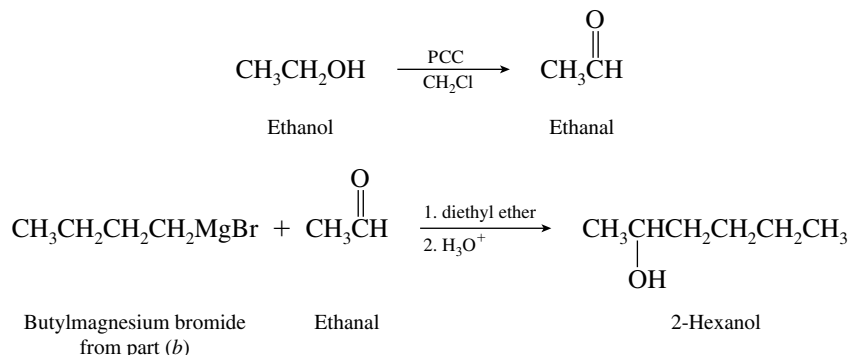


- (c) The target molecule 2-hexanol may be mentally disconnected as shown to a four-carbon unit and a two-carbon unit.

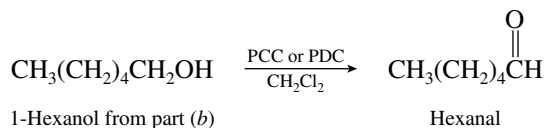


The alternative disconnection to $^-:\text{CH}_3$ and $\text{HC}(\text{O})\text{CH}_2\text{CH}_2\text{CH}_2\text{CH}_3$ reveals a plausible approach to 2-hexanol but is inconsistent with the requirement of the problem that limits starting materials to four carbons or fewer. The five-carbon aldehyde would have to be prepared first, making for a lengthy overall synthetic scheme.

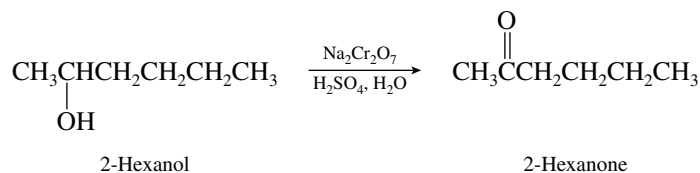
An appropriate synthesis based on alcohols as starting materials is



- (d) Hexanal may be obtained from 1-hexanol [prepared in part (b)] by oxidation in dichloromethane using pyridinium chlorochromate (PCC) or pyridinium dichromate (PDC).

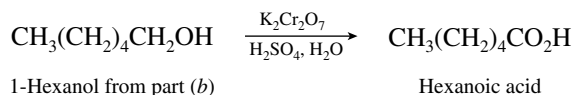


- (e) Oxidation of 2-hexanol from part (c) yields 2-hexanone.

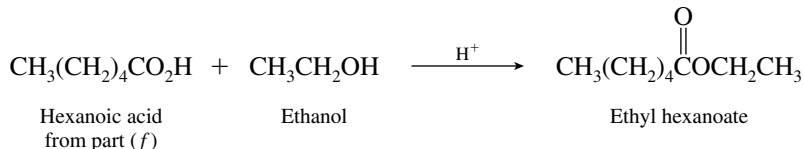


PCC or PDC can also be used for this transformation.

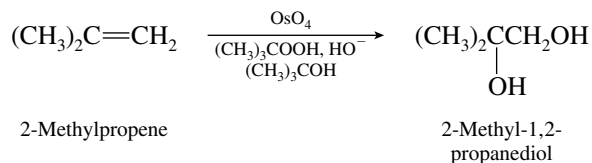
- (f) Oxidation of 1-hexanol with chromic acid (sodium or potassium dichromate in aqueous sulfuric acid) yields hexanoic acid. Use of PDC or PCC in dichloromethane is not acceptable because those reagents yield aldehydes on reaction with primary alcohols.



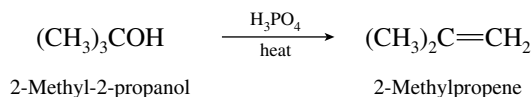
- (g) Fischer esterification of hexanoic acid with ethanol produces ethyl hexanoate.



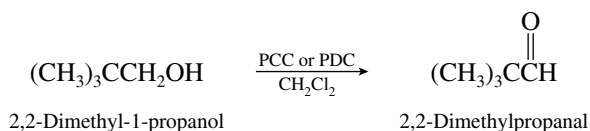
- (h) Vicinal diols are normally prepared by hydroxylation of alkenes with osmium tetroxide and *tert*-butyl hydroperoxide.



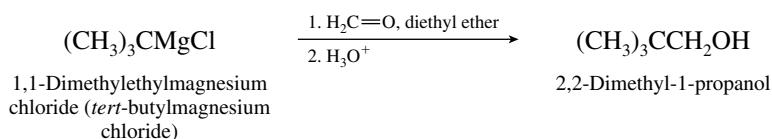
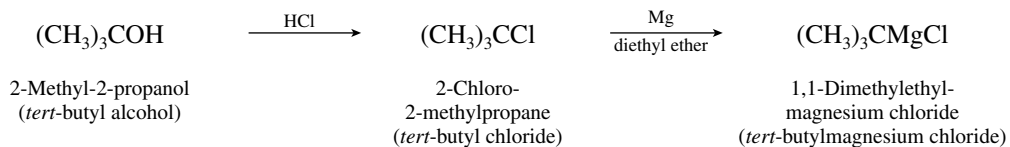
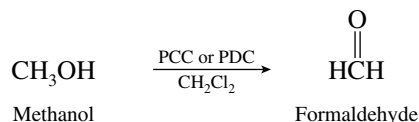
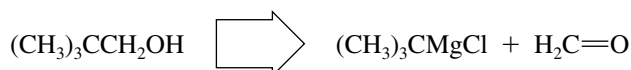
The required alkene is available by dehydration of 2-methyl-2-propanol.



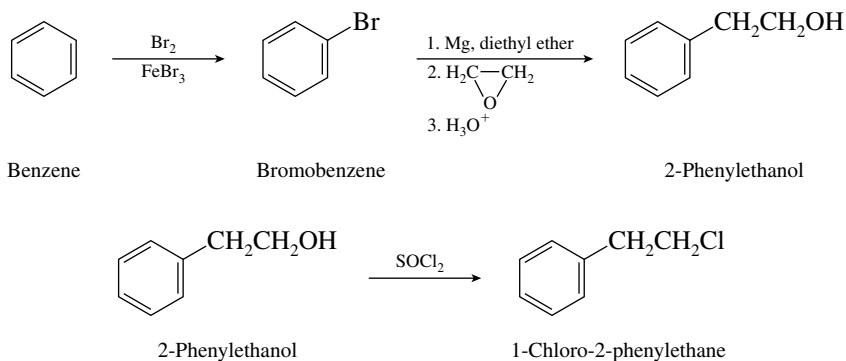
- (i) The desired aldehyde can be prepared by oxidation of the corresponding primary alcohol with PCC or PDC.



The necessary alcohol is available through reaction of a *tert*-butyl Grignard reagent with formaldehyde, as shown by the disconnection

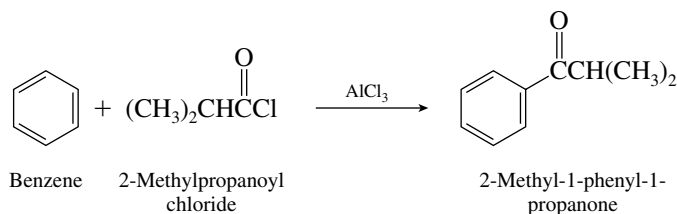


- 15.26 (a) The simplest route to this primary chloride from benzene is through the corresponding alcohol. The first step is the two-carbon chain extension used in Problem 15.24a.

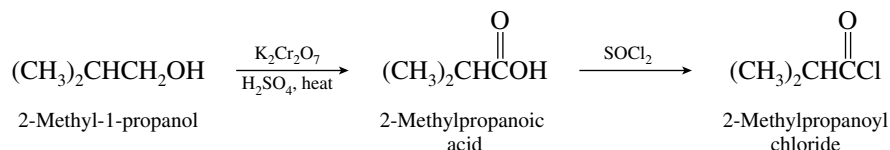


The preparation of ethylene oxide is shown in Problem 15.25b.

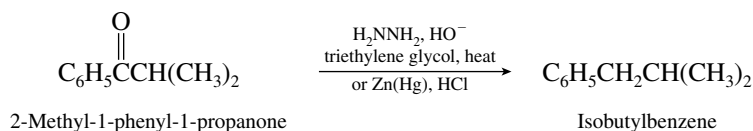
- (b) A Friedel–Crafts acylation is the best approach to the target ketone.



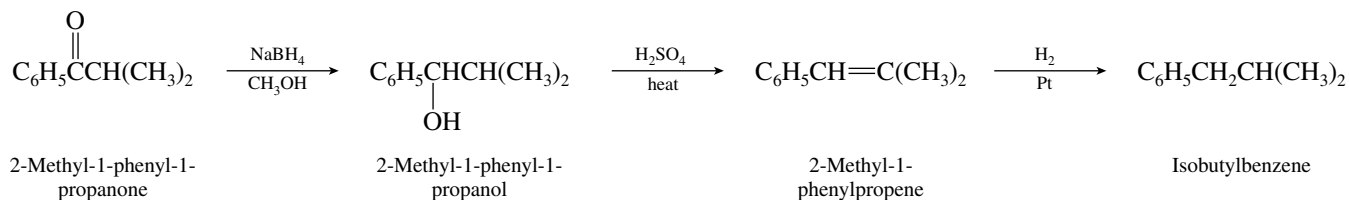
Because carboxylic acid chlorides are prepared from the corresponding acids, we write



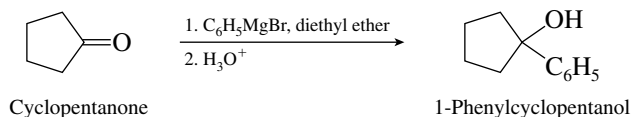
- (c) Wolff–Kishner or Clemmensen reduction of the ketone just prepared in part (b) affords isobutylbenzene.



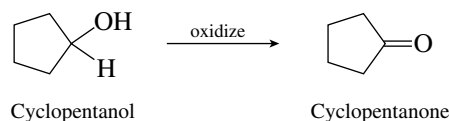
A less direct approach requires three steps:



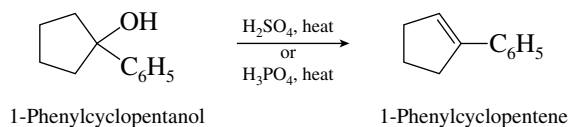
- 15.27** (a) Because 1-phenylcyclopentanol is a tertiary alcohol, a likely synthesis would involve reaction of a ketone and a Grignard reagent. Thus, a reasonable last step is treatment of cyclopentanone with phenylmagnesium bromide.



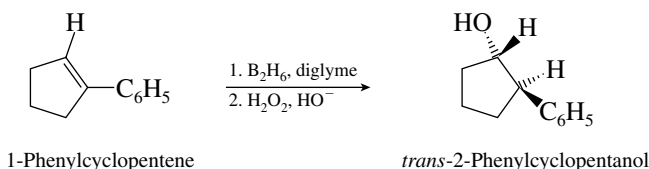
Cyclopentanone is prepared by oxidation of cyclopentanol. Any one of a number of oxidizing agents would be suitable. These include PDC or PCC in CH_2Cl_2 or chromic acid (H_2CrO_4) generated from $\text{Na}_2\text{Cr}_2\text{O}_7$ in aqueous sulfuric acid.



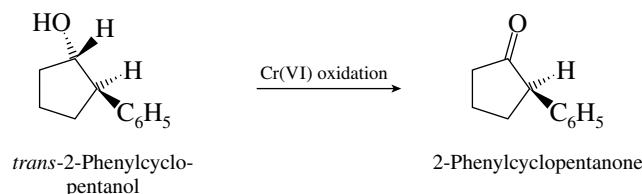
- (b) Acid-catalyzed dehydration of 1-phenylcyclopentanol gives 1-phenylcyclopentene.



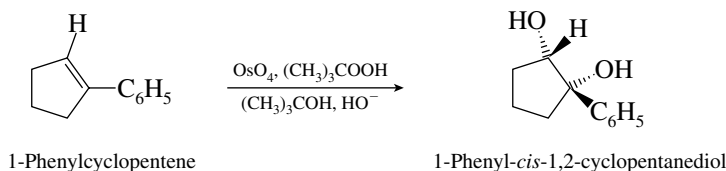
- (c) Hydroboration–oxidation of 1-phenylcyclopentene gives *trans*-2-phenylcyclopentanol. The elements of water (H and OH) are added across the double bond opposite to Markovnikov's rule and syn to each other.



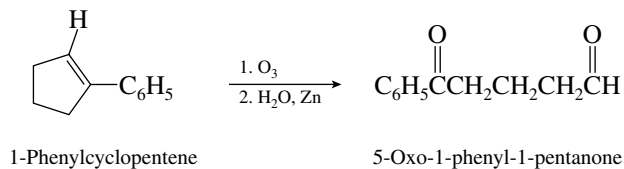
- (d) Oxidation of *trans*-2-phenylcyclopentanol converts this secondary alcohol to the desired ketone. Any of the Cr(VI)-derived oxidizing agents mentioned in part (a) for oxidation of cyclopentanol to cyclopentanone is satisfactory.



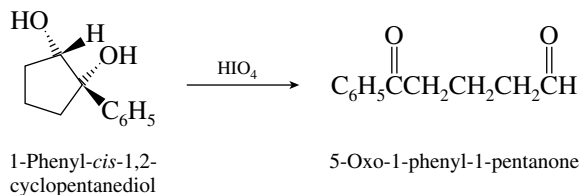
- (e) The standard procedure for preparing *cis*-1,2-diols is by hydroxylation of alkenes with osmium tetroxide.



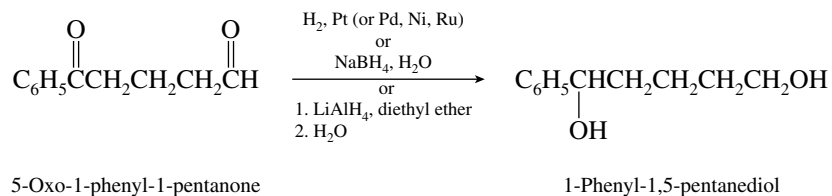
- (f) The desired compound is available either by ozonolysis of 1-phenylcyclopentene:



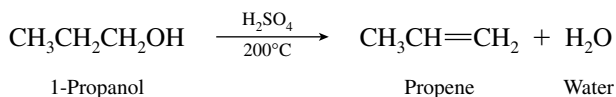
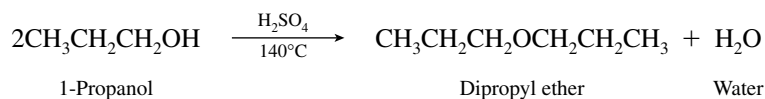
or by periodic acid cleavage of the diol in part (e):



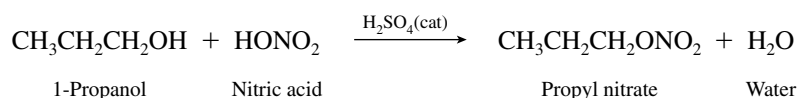
- (g) Reduction of both carbonyl groups in the product of part (f) gives the desired diol.



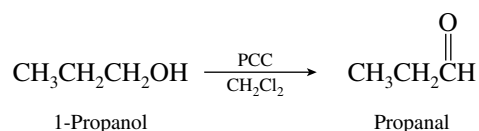
- 15.28 (a, b) Primary alcohols react in two different ways on being heated with acid catalysts: they can condense to form dialkyl ethers or undergo dehydration to yield alkenes. Ether formation is favored at lower temperature, and alkene formation is favored at higher temperature.



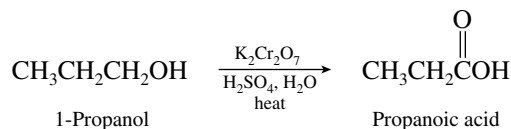
- (c) Nitrate esters are formed by the reaction of alcohols with nitric acid in the presence of a sulfuric acid catalyst.




- (d) Pyridinium chlorochromate (PCC) oxidizes primary alcohols to aldehydes.



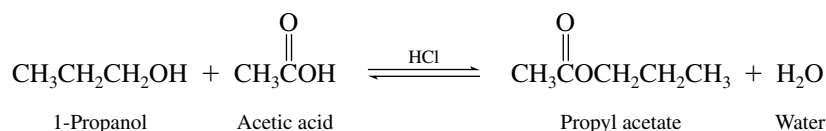
- (e) Potassium dichromate in aqueous sulfuric acid oxidizes primary alcohols to carboxylic acids.



- (f) Amide ion, a strong base, abstracts a proton from 1-propanol to form ammonia and 1-propanolate ion. This is an acid–base reaction.

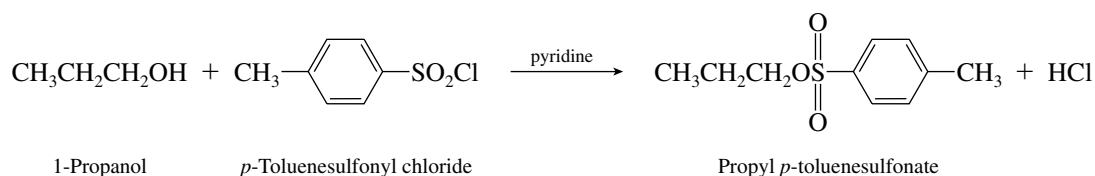


- (g) With acetic acid and in the presence of an acid catalyst, 1-propanol is converted to its acetate ester.

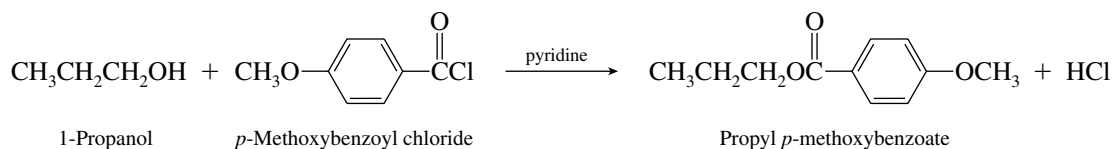


This is an equilibrium process that slightly favors products.

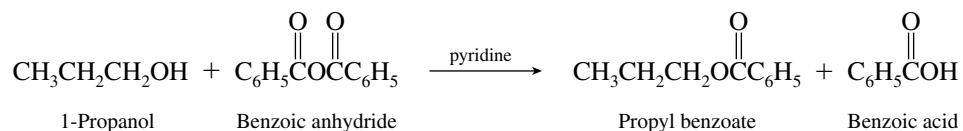
- (h) Alcohols react with *p*-toluenesulfonyl chloride to give *p*-toluenesulfonate esters.



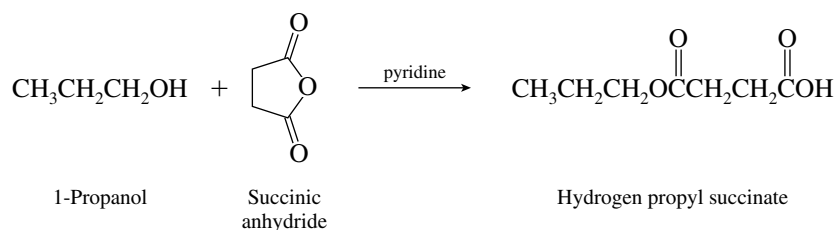
(i) Acyl chlorides convert alcohols to esters.



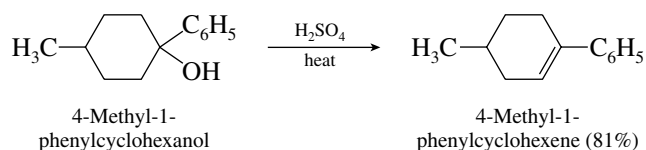
(j) The reagent is benzoic anhydride. Carboxylic acid anhydrides react with alcohols to give esters.



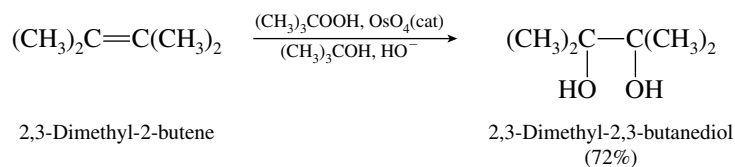
(k) The reagent is succinic anhydride, a cyclic anhydride. Esterification occurs, but in this case the resulting ester and carboxylic acid functions remain part of the same molecule.



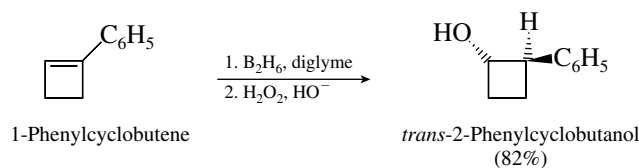
15.29 (a) On being heated in the presence of sulfuric acid, tertiary alcohols undergo elimination.



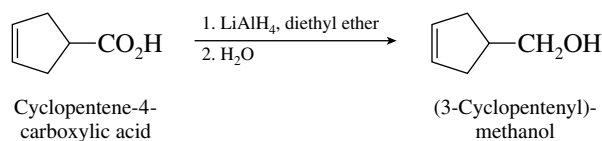
(b) The combination of reagents specified converts alkenes to vicinal diols.



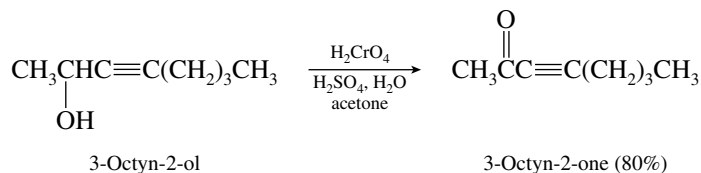
(c) Hydroboration–oxidation of the double bond takes place with a regioselectivity that is opposite to Markovnikov's rule. The elements of water are added in a stereospecific syn fashion.



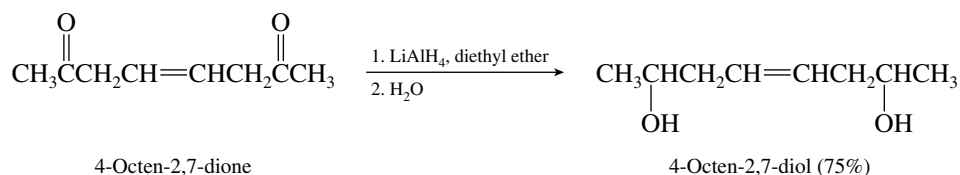
(d) Lithium aluminum hydride reduces carboxylic acids to primary alcohols, but does not reduce carbon–carbon double bonds.



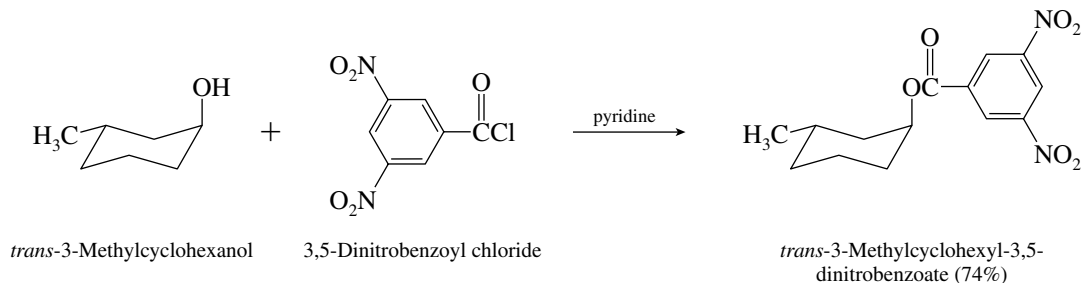
- (e) Chromic acid oxidizes the secondary alcohol to the corresponding ketone but does not affect the triple bond.



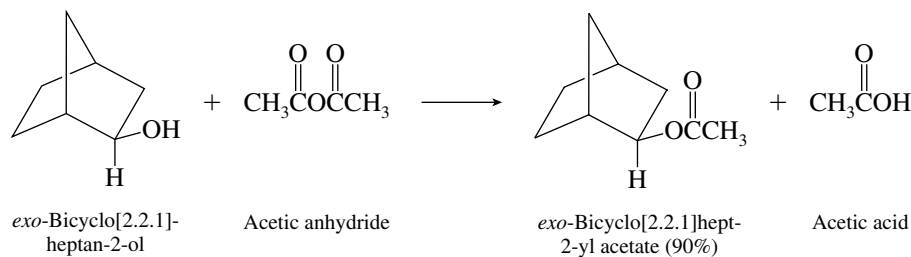
- (f) Lithium aluminum hydride reduces carbonyl groups efficiently but does not normally react with double bonds.



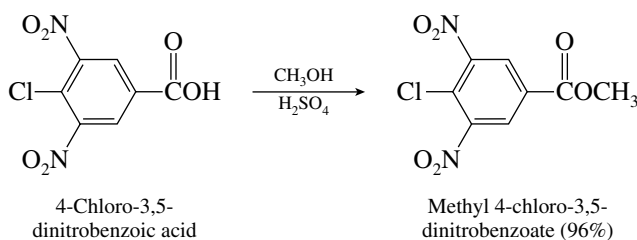
- (g) Alcohols react with acyl chlorides to yield esters. The O—H bond is broken in this reaction; the C—O bond of the alcohol remains intact on ester formation.



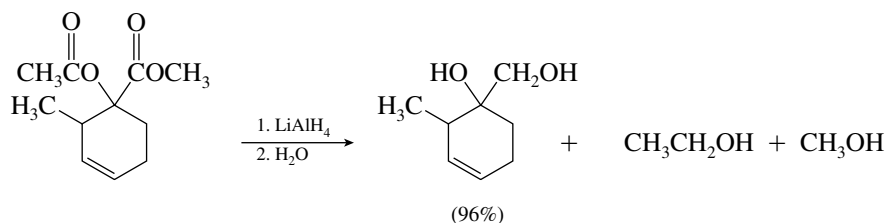
- (h) Carboxylic acid anhydrides react with alcohols to give esters. Here, too, the spatial orientation of the C—O bond remains intact.



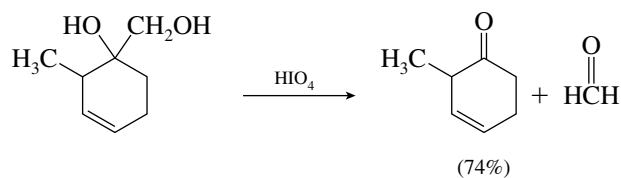
- (i) The substrate is a carboxylic acid and undergoes Fischer esterification with methanol.



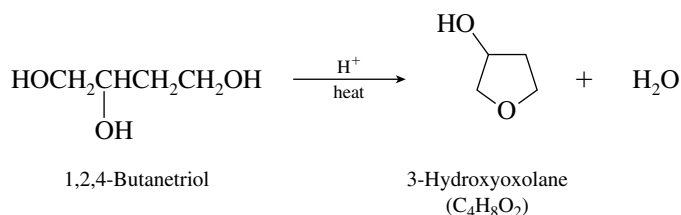
- (j) Both ester functions are cleaved by reduction with lithium aluminum hydride. The product is a diol.



- (k) Treatment of the diol obtained in part (j) with periodic acid brings about its cleavage to two carbonyl compounds.

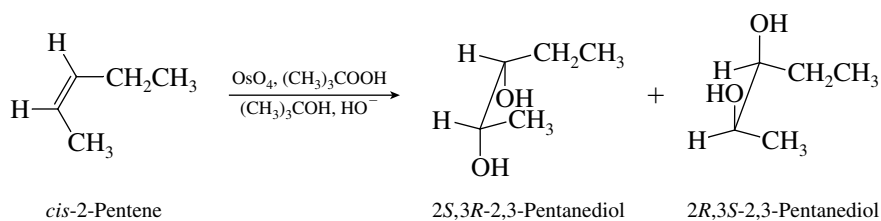


- 15.30** Only the hydroxyl groups on C-1 and C-4 can be involved, since only these two can lead to a five-membered cyclic ether.

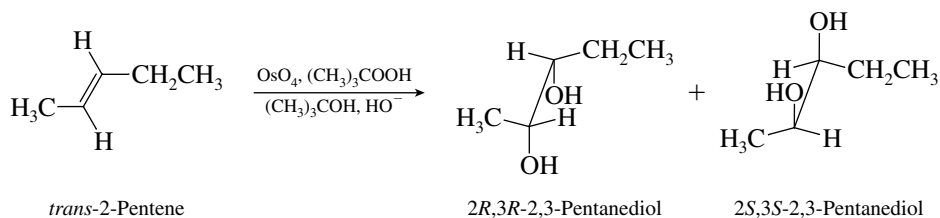


Any other combination of hydroxyl groups would lead to a strained three-membered or four-membered ring and is unfavorable under conditions of acid catalysis.

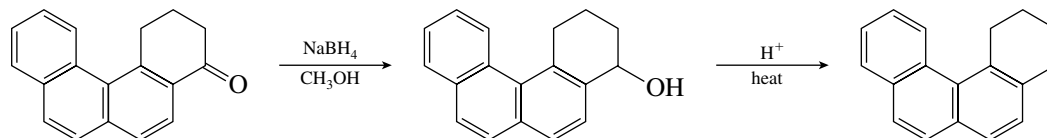
- 15.31** Hydroxylation of alkenes with osmium tetroxide is a syn addition. A racemic mixture of the *2R,3S* and *2S,3R* stereoisomers is formed from *cis*-2-pentene.



trans-2-Pentene gives a racemic mixture of the *2R,3R* and *2S,3S* stereoisomers.

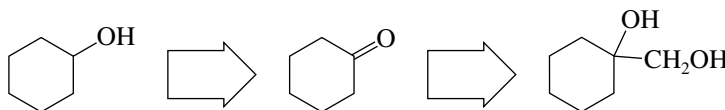


- 15.32 (a) The task of converting a ketone to an alkene requires first the reduction of the ketone to an alcohol and then dehydration. In practice the two-step transformation has been carried out in 54% yield by treating the ketone with sodium borohydride and then heating the resulting alcohol with *p*-toluenesulfonic acid.

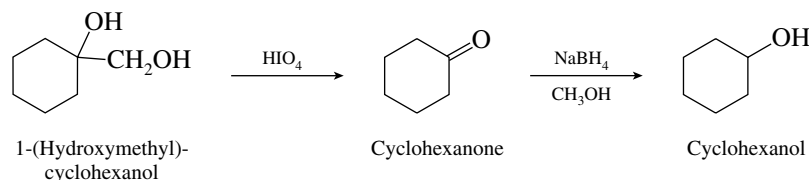


Of course, sodium borohydride may be replaced by other suitable reducing agents, and *p*-toluenesulfonic acid is not the only acid that could be used in the dehydration step.

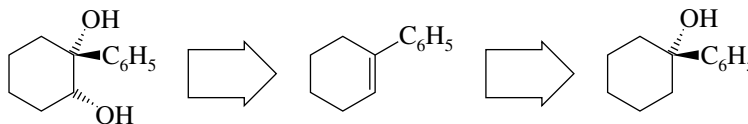
- (b) This problem and the next one illustrate the value of reasoning backward. The desired product, cyclohexanol, can be prepared cleanly from cyclohexanone.



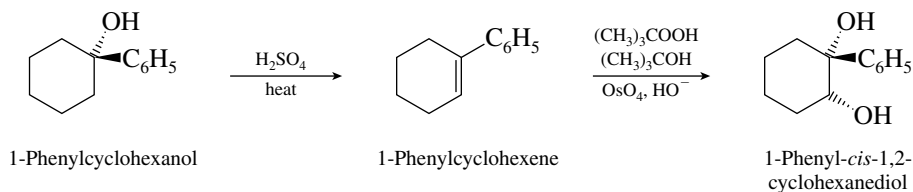
Once cyclohexanone is recognized to be a key intermediate, the synthetic pathway becomes apparent—what is needed is a method to convert the indicated starting material to cyclohexanone. The reagent ideally suited to this task is periodic acid. The synthetic sequence to be followed is therefore



- (c) No direct method allows a second hydroxyl group to be introduced at C-2 of 1-phenylcyclohexanol in a single step. We recognize the product as a vicinal diol and recall that such compounds are available by hydroxylation of alkenes.

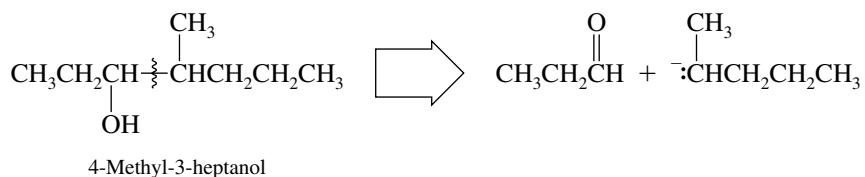


This tells us that we must first dehydrate the tertiary alcohol, then hydroxylate the resulting alkene.



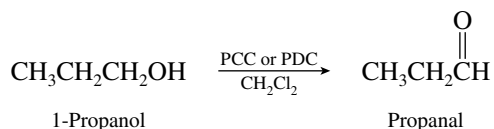
The syn stereoselectivity of the hydroxylation step ensures that the product will have its hydroxyl groups *cis*, as the problem requires.

- 15.33** Because the target molecule is an eight-carbon secondary alcohol and the problem restricts our choices of starting materials to alcohols of five carbons or fewer, we are led to consider building up the carbon chain by a Grignard reaction.

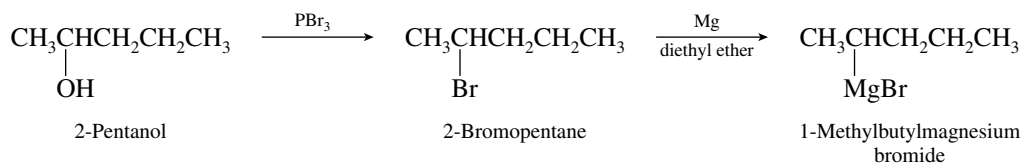


The disconnection shown leads to a three-carbon aldehyde and a five-carbon Grignard reagent. Starting with the corresponding alcohols, the following synthetic scheme seems reasonable.

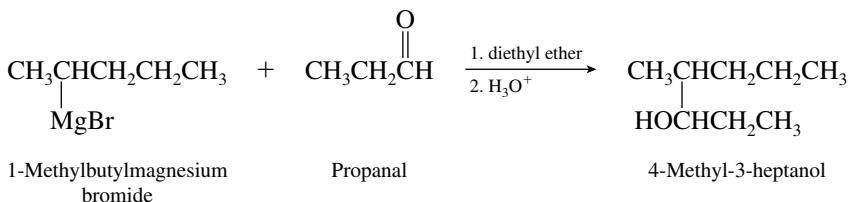
First, propanal is prepared.



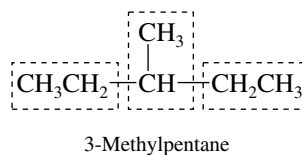
After converting 2-pentanol to its bromo derivative, a solution of the Grignard reagent is prepared.



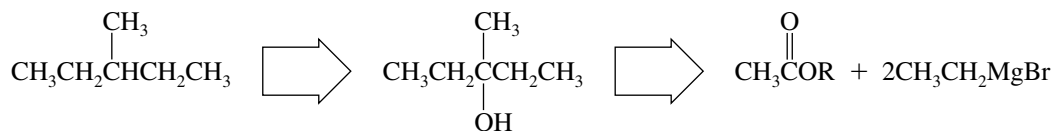
Reaction of the Grignard reagent with the aldehyde yields the desired 4-methyl-3-heptanol.



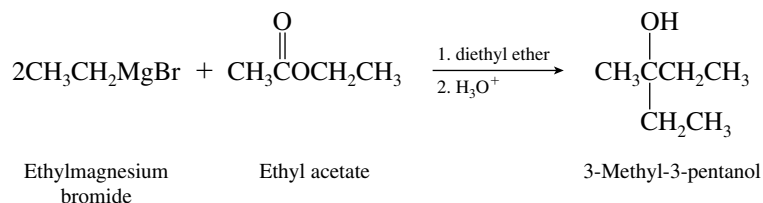
- 15.34** Our target molecule is void of functionality and so requires us to focus attention on the carbon skeleton. Notice that it can be considered to arise from three ethyl groups.



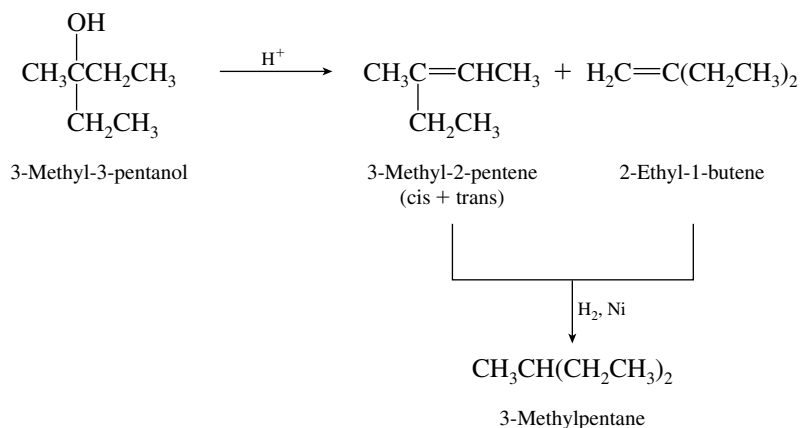
Considering the problem retrosynthetically, we can see that a key intermediate having the carbon skeleton of the desired product is 3-methyl-3-pentanol. This becomes apparent from the fact that alkanes may be prepared from alkenes, which in turn are available from alcohols. The desired alcohol may be prepared from reaction of an acetate ester with a Grignard reagent, ethylmagnesium bromide.



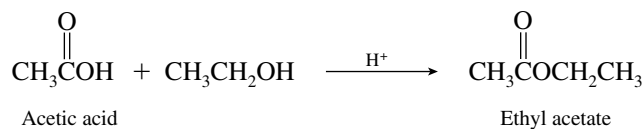
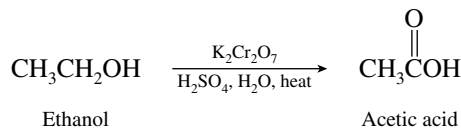
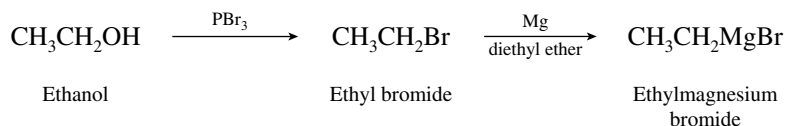
The carbon skeleton can be assembled in one step by the reaction of ethylmagnesium bromide and ethyl acetate.



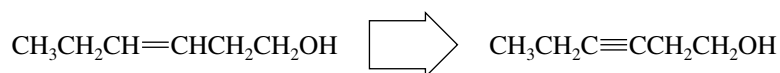
The resulting tertiary alcohol is converted to the desired hydrocarbon by acid-catalyzed dehydration and catalytic hydrogenation of the resulting mixture of alkenes.



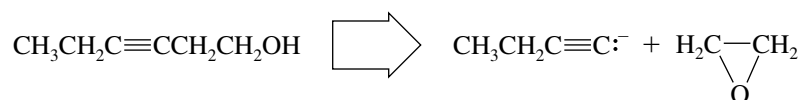
Because the problem requires that ethanol be the ultimate starting material, we need to show the preparation of the ethylmagnesium bromide and ethyl acetate used in constructing the carbon skeleton.



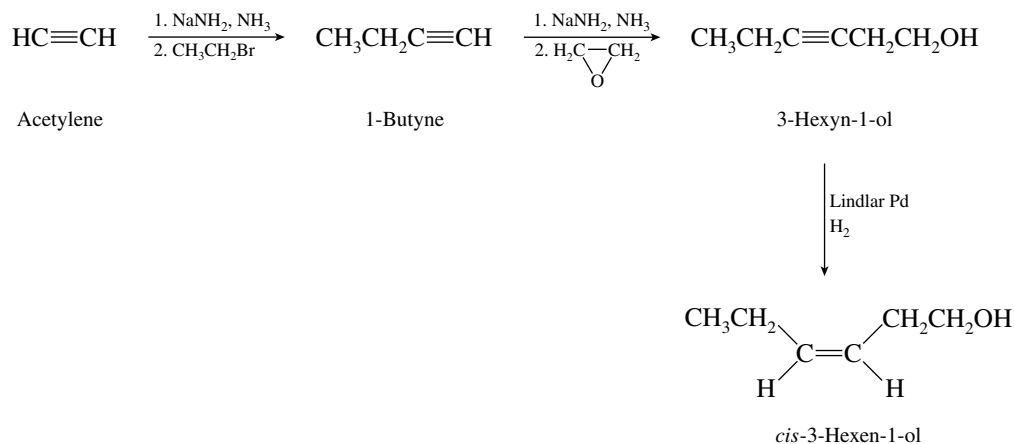
- 15.35 (a) Retrosynthetically, we can see that the cis carbon-carbon double bond is available by hydrogenation of the corresponding alkyne over the Lindlar catalyst.



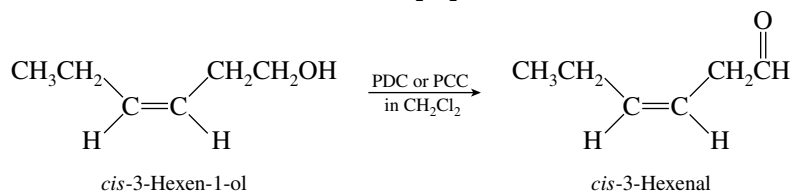
The $-\text{CH}_2\text{CH}_2\text{OH}$ unit can be appended to an alkynide anion by reaction with ethylene oxide.



The alkynide anion is derived from 1-butyne by alkylation of acetylene. This analysis suggests the following synthetic sequence:

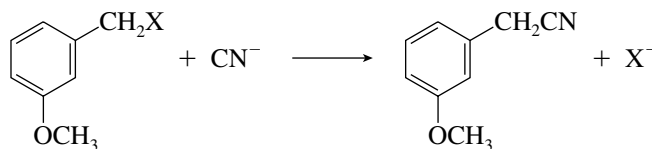


- (b) The compound cited is the aldehyde derived by oxidation of the primary alcohol in part (a). Oxidize the alcohol with PDC or PCC in CH_2Cl_2 .



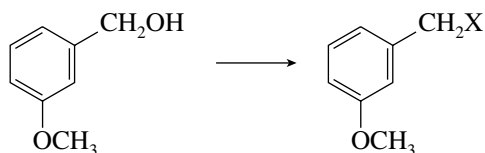
- 15.36** Even though we are given the structure of the starting material, it is still better to reason backward from the target molecule rather than forward from the starting material.

The desired product contains a cyano ($-\text{CN}$) group. The only method we have seen so far for introducing such a function into a molecule is by nucleophilic substitution. The last step in the synthesis must therefore be



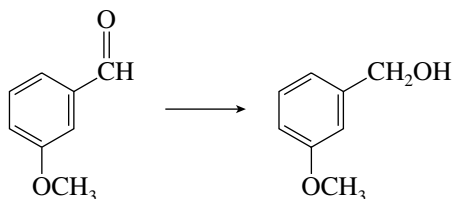
This step should work very well, since the substrate is a primary benzylic halide, cannot undergo elimination, and is very reactive in $\text{S}_{\text{N}}2$ reactions.

The primary benzylic halide can be prepared from the corresponding alcohol by any of a number of methods.



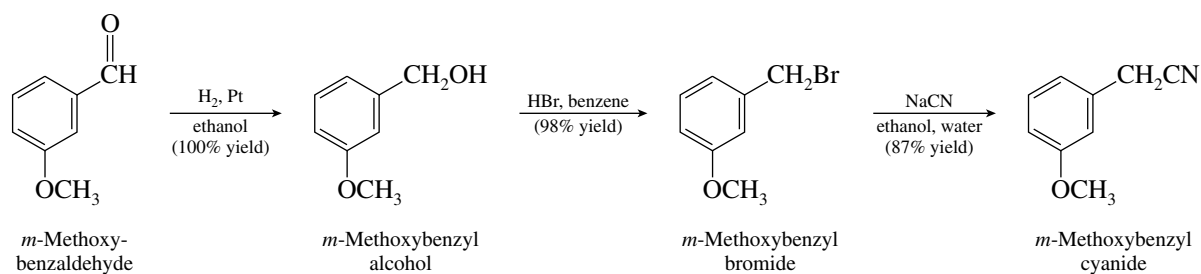
Suitable reagents include HBr , PBr_3 , or SOCl_2 .

Now we only need to prepare the primary alcohol from the given starting aldehyde, which is accomplished by reduction.

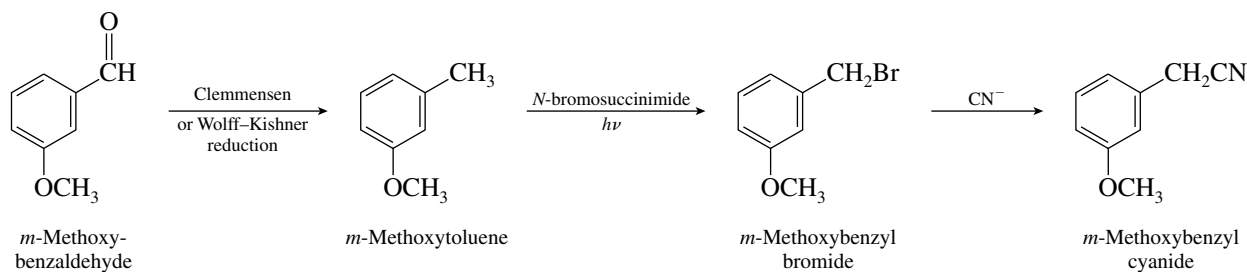


Reduction can be achieved by catalytic hydrogenation, with lithium aluminum hydride, or with sodium borohydride.

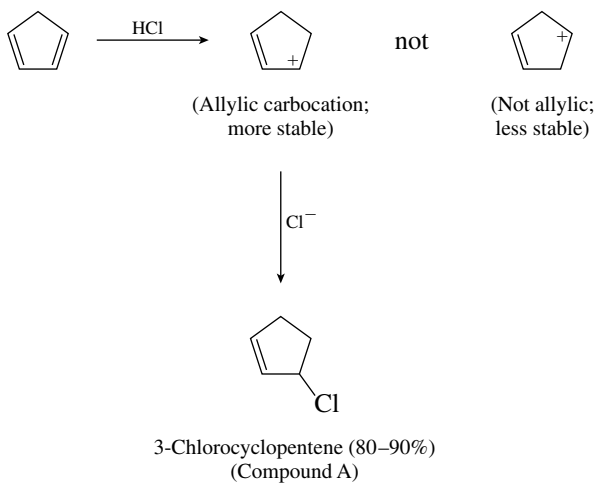
The actual sequence of reactions as carried out is as shown.



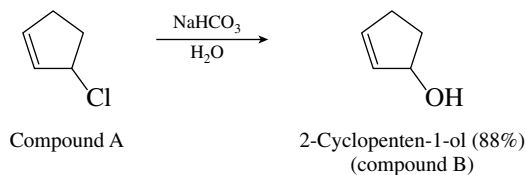
Another three-step synthesis, which is reasonable but does not involve an alcohol as an intermediate, is



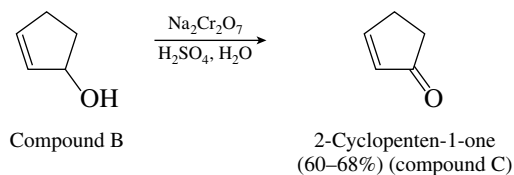
- 15.37 (a) Addition of hydrogen chloride to cyclopentadiene takes place by way of the most stable carbocation. In this case it is an allylic carbocation.



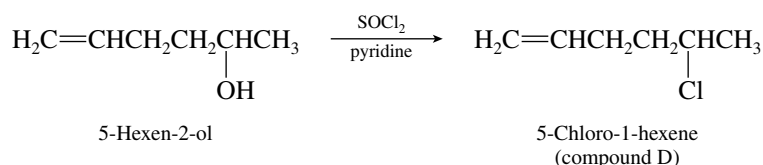
Hydrolysis of 3-chlorocyclopentene gives the corresponding alcohol. Sodium bicarbonate in water is a weakly basic solvolysis medium.



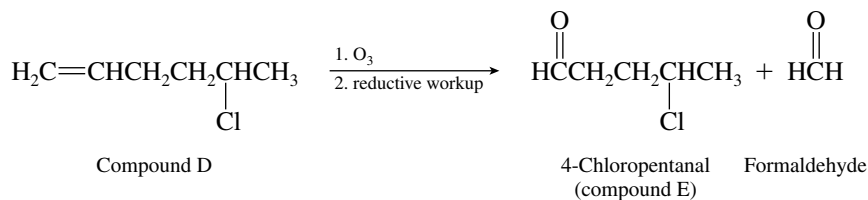
Oxidation of compound B (a secondary alcohol) gives the ketone 2-cyclopenten-1-one.



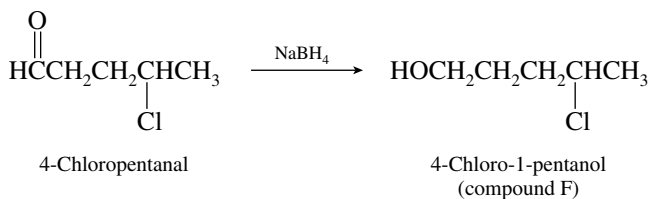
(b) Thionyl chloride converts alcohols to alkyl chlorides.



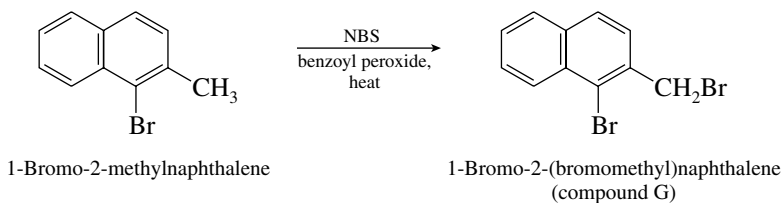
Ozonolysis cleaves the carbon–carbon double bond.



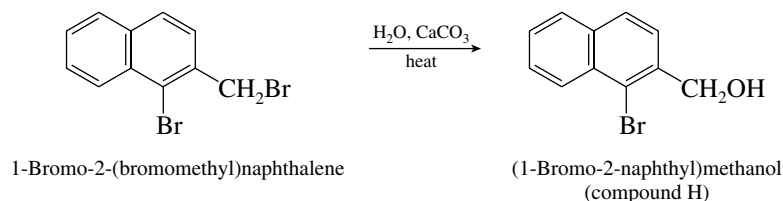
Reduction of compound E yields the corresponding alcohol.



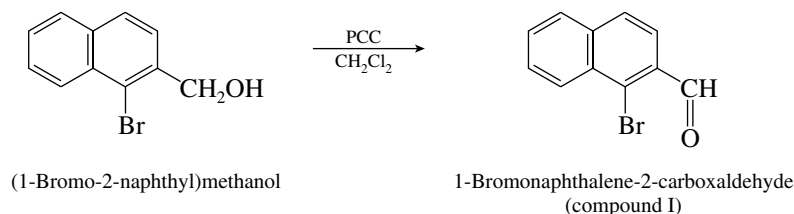
(c) *N*-Bromosuccinimide is a reagent designed to accomplish benzylic bromination.



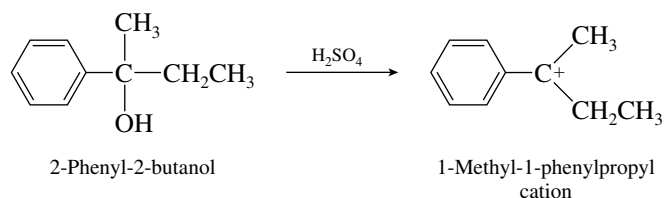
Hydrolysis of the benzylic bromide gives the corresponding benzylic alcohol. The bromine that is directly attached to the naphthalene ring does not react under these conditions.



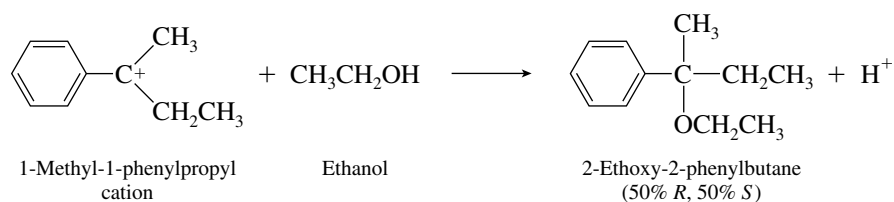
Oxidation of the primary alcohol with PCC gives the aldehyde.



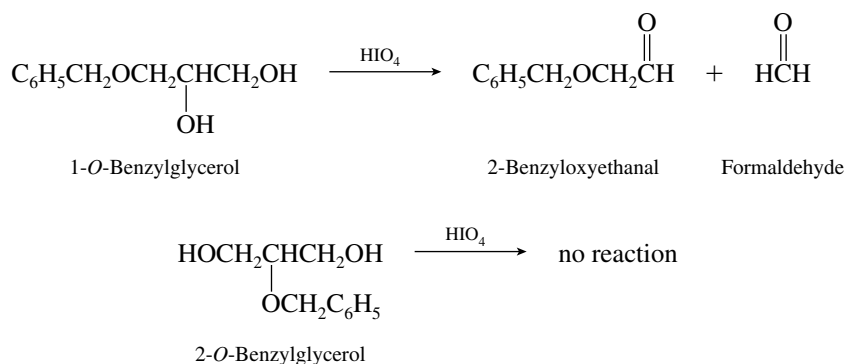
15.38 The alcohol is tertiary and benzylic and yields a relatively stable carbocation.



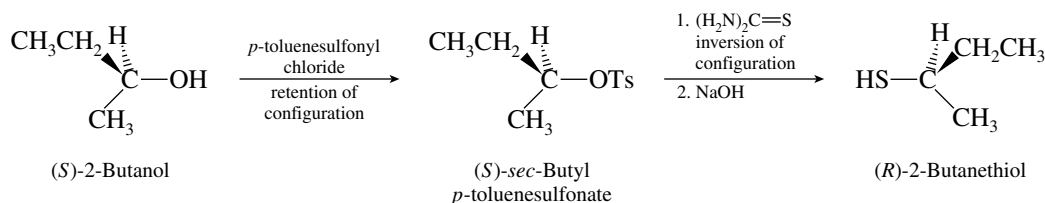
The alcohol is chiral, but the carbocation is not. Thus, irrespective of which enantiomer of 2-phenyl-2-butanol is used, the same carbocation is formed. The carbocation reacts with ethanol to give an optically inactive mixture containing equal quantities of enantiomers (racemic).



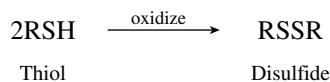
15.39 The difference between the two ethers is that 1-*O*-benzylglycerol contains a vicinal diol function, but 2-*O*-benzylglycerol does not. Periodic acid will react with 1-*O*-benzylglycerol but not with 2-*O*-benzylglycerol.



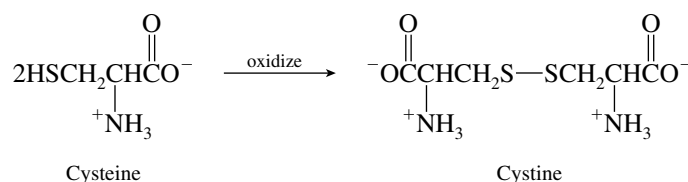
- 15.40** The formation of an alkanethiol by reaction of an alkyl halide or alkyl *p*-toluenesulfonate with thiourea occurs with inversion of configuration in the step in which the carbon–sulfur bond is formed. Thus, the formation of (*R*)-2-butanethiol requires (*S*)-*sec*-butyl *p*-toluenesulfonate, which then reacts with thiourea by an S_N2 pathway. The *p*-toluenesulfonate is formed from the corresponding alcohol by a reaction that does not involve any of the bonds to the stereogenic center. Therefore, begin with (*S*)-2-butanol.



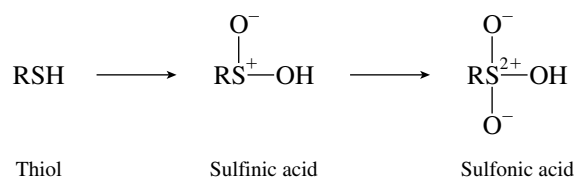
- 15.41** (a) Cysteine contains an —SH group and is a thiol. Oxidation of thiols gives rise to disulfides.



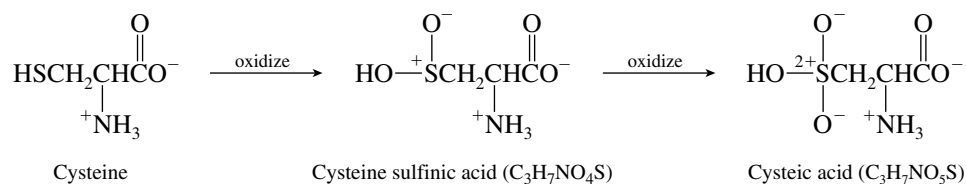
Biological oxidation of cysteine gives the disulfide cystine.



- (b) Oxidation of a thiol yields a series of acids, including a sulfinic acid and a sulfonic acid.



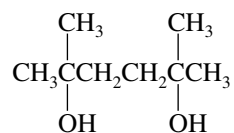
Biological oxidation of cysteine can yield, in addition to the disulfide cystine, cysteine sulfinic acid and the sulfonic acid cysteic acid.



- 15.42** The ratio of carbon to hydrogen in the molecular formula is C_{*n*}H_{2*n*+2} (C₈H₁₈O₂), and so the compound has no double bonds or rings. The compound cannot be a vicinal diol, because it does not react with periodic acid.

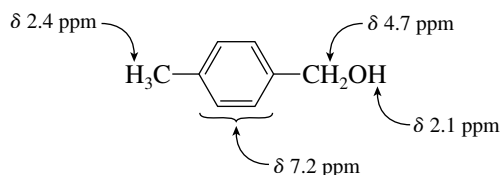
The NMR spectrum is rather simple as all peaks are singlets. The 12-proton singlet at δ 1.2 ppm must correspond to four equivalent methyl groups and the four-proton singlet at δ 1.6 ppm to two equivalent methylene groups. No nonequivalent protons can be vicinal, because no splitting is observed. The two-proton singlet at δ 2.0 ppm is due to the hydroxyl protons of the diol.

The compound is 2,5-dimethyl-2,5-hexanediol.

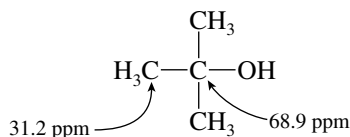


- 15.43** The molecular formula of compound A ($\text{C}_8\text{H}_{10}\text{O}$) corresponds to an index of hydrogen deficiency of 4. The 4 hydrogen signal at δ 7.2 ppm in the ^1H NMR spectrum suggests these unsaturations are due to a disubstituted benzene ring. That the ring is para-substituted is supported by the symmetry of the signal; it is a pair of doublets, not a quartet.

The broad signal (1H) at δ 2.1 ppm undergoes rapid exchange with D_2O , indicating it is the proton of the hydroxyl group of an alcohol. As the remaining signals are singlets, with areas of 2H and 3H, respectively, compound A can be identified as 4-methylbenzyl alcohol.



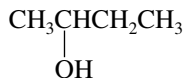
- 15.44** (a) This compound has only two different types of carbons. One type of carbon comes at low field and is most likely a carbon bonded to oxygen and three other equivalent carbons. The spectrum leads to the conclusion that this compound is *tert*-butyl alcohol.



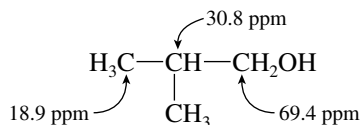
- (b) Four different types of carbons occur in this compound. The only $\text{C}_4\text{H}_{10}\text{O}$ isomers that have four nonequivalent carbons are $\text{CH}_3\text{CH}_2\text{CH}_2\text{CH}_2\text{OH}$, $\text{CH}_3\text{CH}(\text{OH})\text{CH}_2\text{CH}_3$, and $\text{CH}_3\text{OCH}_2\text{CH}_2\text{CH}_3$.



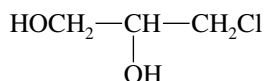
The lowest field signal, the one at 69.2 ppm from the carbon that bears the oxygen substituent, is a methine (CH). The compound is therefore 2-butanol.



- (c) This compound has two equivalent CH_3 groups, as indicated by the signal at 18.9 ppm. Its lowest field carbon is a CH_2 , and so the group $-\text{CH}_2\text{O}$ must be present. The compound is 2-methyl-1-propanol.

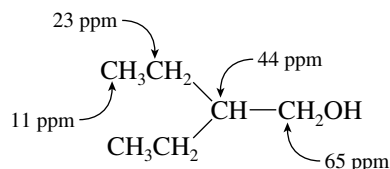


- 15.45** The compound has only three carbons, none of which is a CH_3 group. Two of the carbon signals arise from CH_2 groups; the other corresponds to a CH group. The only structure consistent with the observed data is that of 3-chloro-1,2-propanediol.



The structure $\text{HOCH}_2\underset{\text{Cl}}{\text{CH}}\text{CH}_2\text{OH}$ cannot be correct. It would exhibit only two peaks in its ^{13}C NMR spectrum, because the two terminal carbons are equivalent to each other.

- 15.46** The observation of a peak at m/z 31 in the mass spectrum of the compound suggests the presence of a primary alcohol. This fragment is most likely $\text{H}_2\text{C}=\overset{+}{\text{O}}\text{H}$. On the basis of this fact and the appearance of four different carbons in the ^{13}C NMR spectrum, the compound is 2-ethyl-1-butanol.

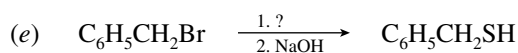
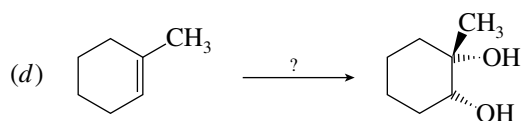
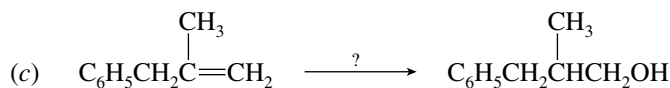
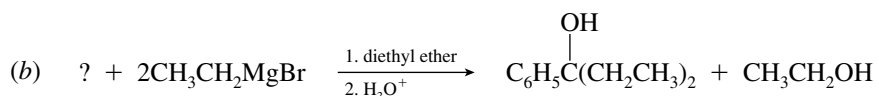
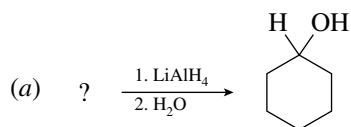


- 15.47–15.49** Solutions to molecular modeling exercises are not provided in this *Study Guide and Solutions Manual*. You should use *Learning By Modeling* for these exercises.

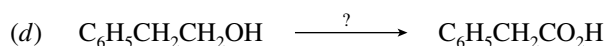
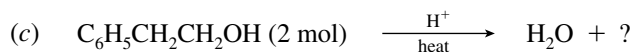
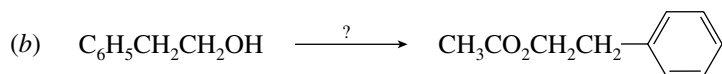
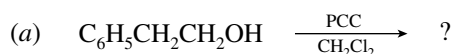
SELF-TEST

PART A

- A-1.** For each of the following reactions give the structure of the missing reactant or reagent.



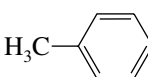
- A-2.** For the following reactions of 2-phenylethanol, $\text{C}_6\text{H}_5\text{CH}_2\text{CH}_2\text{OH}$, give the correct reagent or product(s) omitted from the equation.

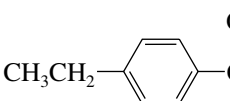


A-3. Write the structure of the major organic product formed in the reaction of 2-propanol with each of the following reagents:

- (a) Sodium amide (NaNH_2)
 (b) Potassium dichromate ($\text{K}_2\text{Cr}_2\text{O}_7$) in aqueous sulfuric acid, heat
 (c) PDC in dichloromethane

(d) Acetic acid ($\text{CH}_3\overset{\text{O}}{\parallel}\text{COH}$) in the presence of dissolved hydrogen chloride

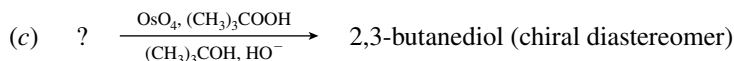
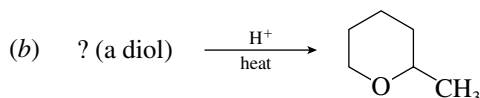
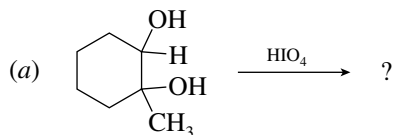
(e)  in the presence of pyridine

(f)  in the presence of pyridine

(g) $\text{CH}_3\overset{\text{O}}{\parallel}\text{C}\overset{\text{O}}{\parallel}\text{CCH}_3$ in the presence of pyridine

A-4. Outline two synthetic schemes for the preparation of 3-methyl-1-butanol using different Grignard reagents.

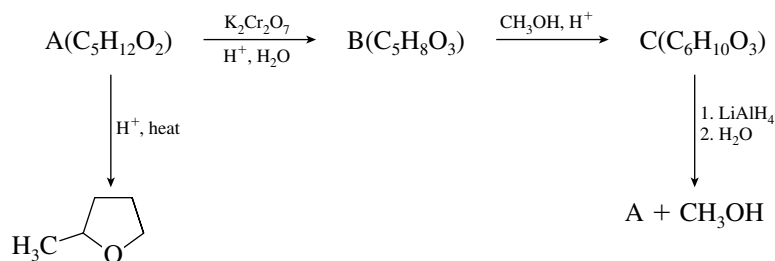
A-5. Give the structure of the reactant, reagent, or product omitted from each of the following. Show stereochemistry where important.



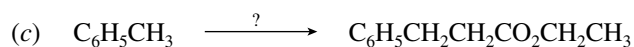
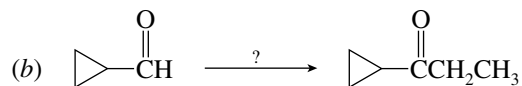
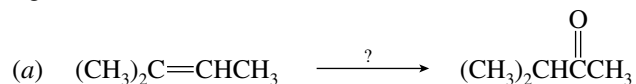
A-6. Give the reagents necessary to carry out each of the following transformations:

- (a) Conversion of benzyl alcohol ($\text{C}_6\text{H}_5\text{CH}_2\text{OH}$) to benzaldehyde ($\text{C}_6\text{H}_5\text{CH}=\text{O}$)
 (b) Conversion of benzyl alcohol to benzoic acid ($\text{C}_6\text{H}_5\text{CO}_2\text{H}$)
 (c) Conversion of $\text{H}_2\text{C}=\text{CHCH}_2\text{CH}_2\text{CO}_2\text{H}$ to $\text{H}_2\text{C}=\text{CHCH}_2\text{CH}_2\text{CH}_2\text{OH}$
 (d) Conversion of cyclohexene to *cis*-1,2-cyclohexanediol

A-7. Provide structures for compounds A to C in the following reaction scheme:



A-8. Using any necessary organic or inorganic reagents, outline a scheme for each of the following conversions.



PART B

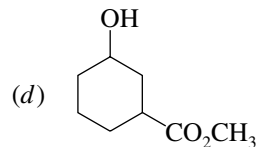
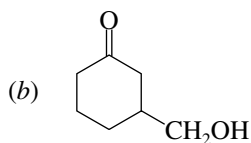
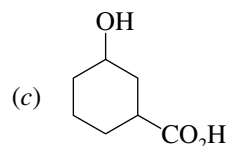
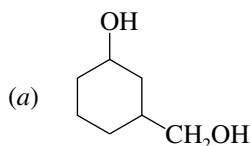
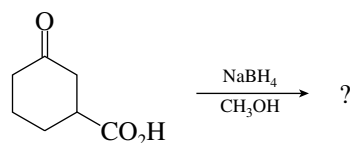
B-1. Ethanethiol ($\text{CH}_3\text{CH}_2\text{SH}$) is a gas at room temperature, but ethanol is a liquid. The reason for this is

- The C—S—H bonds in ethanethiol are linear.
- The C—O—H bonds in ethanol are linear.
- Ethanol has a lower molecular weight.
- Ethanethiol has a higher boiling point.
- Ethanethiol is less polar.

B-2. Which of the following would yield a secondary alcohol after the indicated reaction, followed by hydrolysis if necessary?

- LiAlH_4 + a ketone
- $\text{CH}_3\text{CH}_2\text{MgBr}$ + an aldehyde
- 2-Butene + aqueous H_2SO_4
- All of these

B-3. What is the major product of the following reaction?

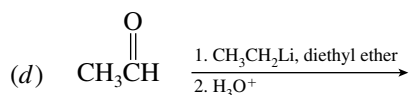
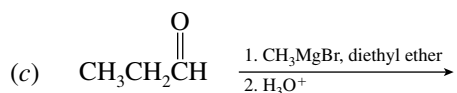
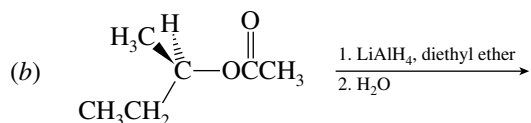
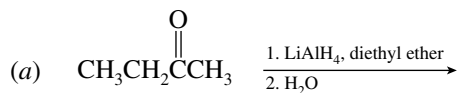


B-4. Which of the esters shown, after reduction with LiAlH_4 and aqueous workup, will yield two molecules of only a single alcohol?

- $\text{CH}_3\text{CH}_2\text{CO}_2\text{CH}_2\text{CH}_3$
- $\text{C}_6\text{H}_5\text{CO}_2\text{C}_6\text{H}_5$
- $\text{C}_6\text{H}_5\text{CO}_2\text{CH}_2\text{C}_6\text{H}_5$
- None of these


- (a) Only 1
 (b) Only 2
 (c) Only 3
 (d) A 1:1 mixture of 2 and 3.
 (e) A 1:1:1 mixture of 1, 2, and 3.

B-11. Which reaction is the best method for preparing (*R*)-2-butanol?

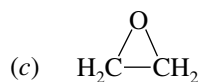


- (e) None of these would be effective.

B-12. An organic compound B is formed by the reaction of ethylmagnesium iodide ($\text{CH}_3\text{CH}_2\text{MgI}$) with a substance A, followed by treatment with dilute aqueous acid. Compound B does *not* react with PCC or PDC in dichloromethane. Which of the following is a possible candidate for A?



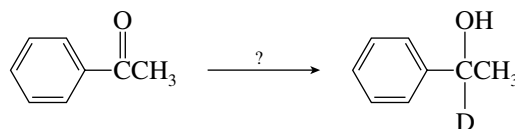
- (e) None of these



B-13. Which alcohol of molecular formula $\text{C}_5\text{H}_{12}\text{O}$ has the fewest signals in its ^{13}C NMR spectrum?

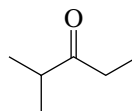
- (a) 1-Pentanol
 (b) 2-Pentanol
 (c) 2-Methyl-2-butanol
 (d) 3-Methyl-2-butanol
 (e) 2,2-Dimethyl-1-propanol

B-14. Which of the following reagents would carry out the following transformation? ($\text{D} = {}^2\text{H}$, the mass-2 isotope of hydrogen)



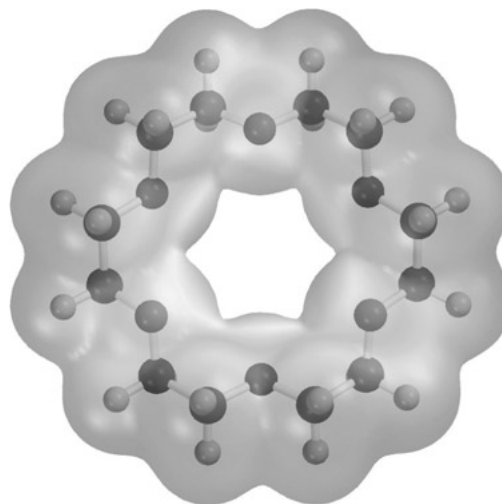
- (a) NaBD_4 in CH_3OH
 (b) NaBD_4 in CH_3OD
 (c) LiAlH_4 , then D_2O
 (d) LiAlD_4 , then D_2O
 (e) NaBH_4 in CH_3OD

B-15. Which sequence of steps describes the best synthesis of 2-methyl-3-pentanone?



2-Methyl-3-pentanone

- (a) 1. 1-Propanol + $(\text{CH}_3)_2\text{CHMgBr}$, diethyl ether
2. H_3O^+
3. PDC, CH_2Cl_2
- (b) 1. 1-Propanol + $\text{Na}_2\text{Cr}_2\text{O}_7$, H_2SO_4 , H_2O , heat
2. SOCl_2
3. $(\text{CH}_3)_2\text{CHCl}$, AlCl_3
- (c) 1. 1-Propanol + PCC, CH_2Cl_2
2. $(\text{CH}_3)_2\text{CHLi}$, diethyl ether
3. H_3O^+
4. $\text{Na}_2\text{Cr}_2\text{O}_7$, H_2SO_4 , H_2O , heat
- (d) 1. 2-Propanol + $\text{Na}_2\text{Cr}_2\text{O}_7$, H_2SO_4 , H_2O , heat
2. $\text{CH}_3\text{CH}_2\text{CH}_2\text{Li}$, diethyl ether
3. H_3O^+
4. PCC, CH_2Cl_2

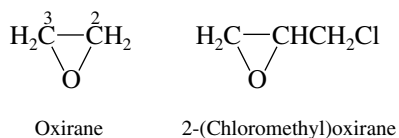


CHAPTER 16

ETHERS, EPOXIDES, AND SULFIDES

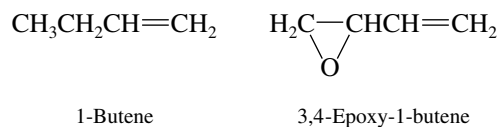
SOLUTIONS TO TEXT PROBLEMS

- 16.1 (b) Oxirane is the IUPAC name for ethylene oxide. A chloromethyl group ($\text{ClCH}_2\text{—}$) is attached to position 2 of the ring in 2-(chloromethyl)oxirane.

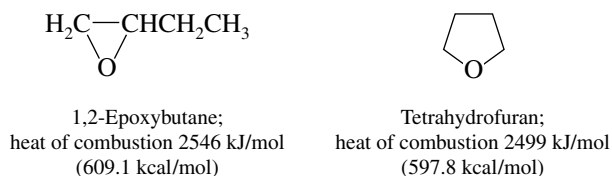


This compound is more commonly known as **epichlorohydrin**.

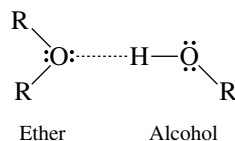
- (c) Epoxides may be named by adding the prefix *epoxy* to the IUPAC name of a parent compound, specifying by number both atoms to which the oxygen is attached.



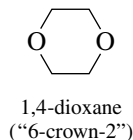
- 16.2 1,2-Epoxybutane and tetrahydrofuran both have the molecular formula $\text{C}_4\text{H}_8\text{O}$ —that is, they are constitutional isomers—and so it is appropriate to compare their heats of combustion directly. Angle strain from the three-membered ring of 1,2-epoxybutane causes it to have more internal energy than tetrahydrofuran, and its combustion is more exothermic.



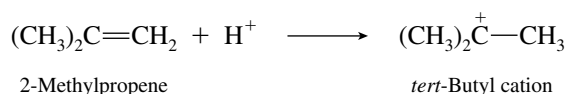
- 16.3 An ether can function only as a proton acceptor in a hydrogen bond, but an alcohol can be either a proton acceptor or a donor. The only hydrogen bond possible between an ether and an alcohol is therefore the one shown:



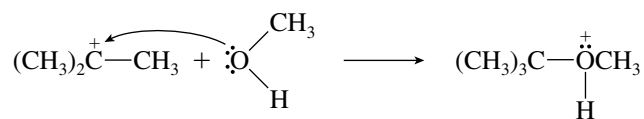
- 16.4 The compound is 1,4-dioxane; it has a six-membered ring and two oxygens separated by $\text{CH}_2\text{—CH}_2$ units.



- 16.5 Protonation of the carbon–carbon double bond leads to the more stable carbocation.



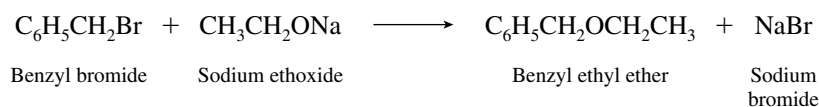
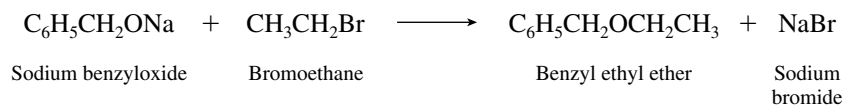
Methanol acts as a nucleophile to capture *tert*-butyl cation.



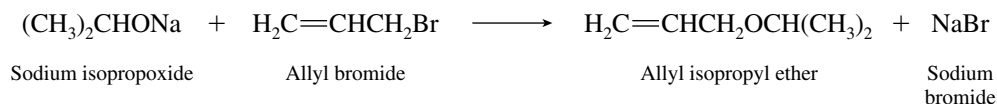
Deprotonation of the alkyloxonium ion leads to formation of *tert*-butyl methyl ether.



- 16.6 Both alkyl groups in benzyl ethyl ether are primary, thus either may come from the alkyl halide in a Williamson ether synthesis. The two routes to benzyl ethyl ether are

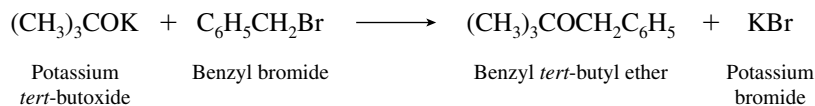


- 16.7 (b) A primary carbon and a secondary carbon are attached to the ether oxygen. The secondary carbon can only be derived from the alkoxide, because secondary alkyl halides cannot be used in the preparation of ethers by the Williamson method. The only effective method uses an allyl halide and sodium isopropoxide.

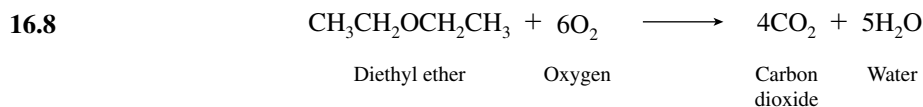


Elimination will be the major reaction of an isopropyl halide with an alkoxide base.

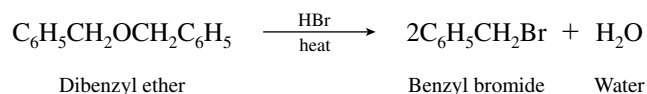
- (c) Here the ether is a mixed primary-tertiary one. The best combination is the one that uses the primary alkyl halide.



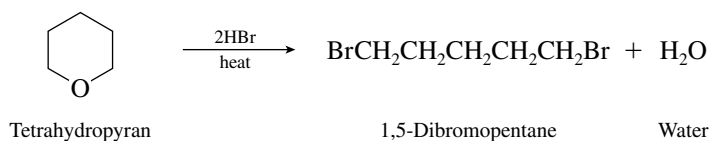
The reaction between $(\text{CH}_3)_3\text{CBr}$ and $\text{C}_6\text{H}_5\text{CH}_2\text{O}^-$ is elimination, not substitution.



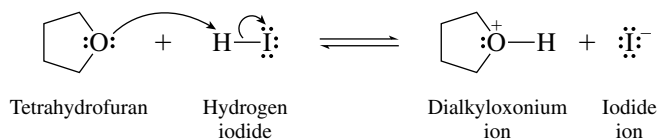
- 16.9 (b) If benzyl bromide is the only organic product from reaction of a dialkyl ether with hydrogen bromide, then both alkyl groups attached to oxygen must be benzyl.



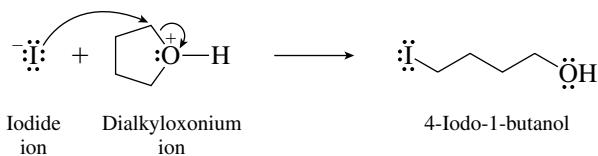
- (c) Since 1 mole of a dihalide, rather than 2 moles of a monohalide, is produced per mole of ether, the ether must be cyclic.



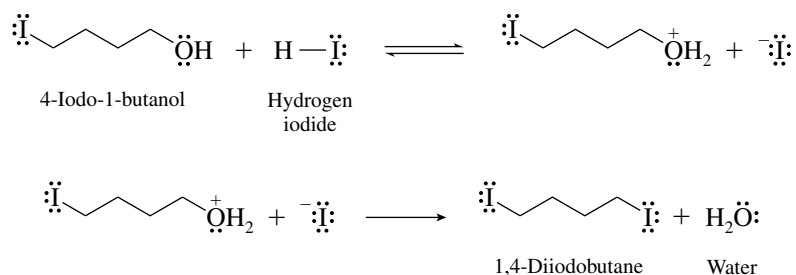
- 16.10 As outlined in text Figure 16.4, the first step is protonation of the ether oxygen to give a dialkyloxonium ion.



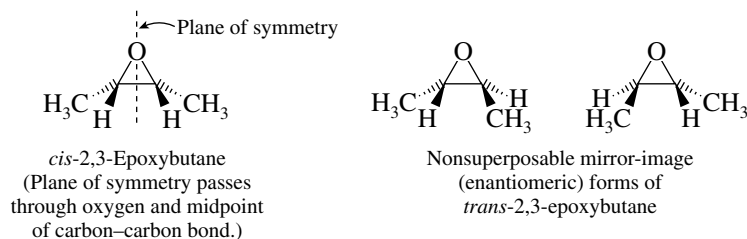
In the second step, nucleophilic attack of the halide ion on carbon of the oxonium ion gives 4-iodo-1-butanol.



The remaining two steps of the mechanism correspond to those in which an alcohol is converted to an alkyl halide, as discussed in Chapter 4.

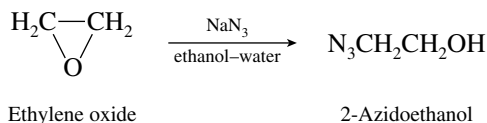


- 16.11 The cis epoxide is achiral. It is a meso form containing a plane of symmetry. The trans isomer is chiral; its two mirror-image representations are not superposable.

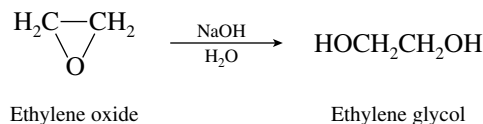


Neither the cis nor the trans epoxide is optically active when formed from the alkene. The cis epoxide is achiral; it cannot be optically active. The trans epoxide is capable of optical activity but is formed as a racemic mixture because achiral starting materials are used.

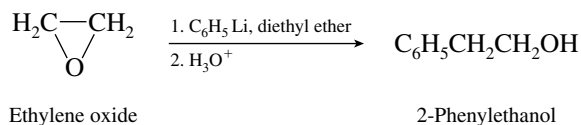
- 16.12 (b) Azide ion $[\text{:}\ddot{\text{N}}=\text{N}=\ddot{\text{N}}\text{:}]^-$ is a good nucleophile, reacting readily with ethylene oxide to yield 2-azidoethanol.



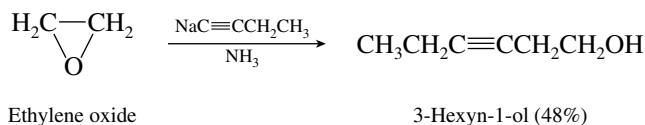
- (c) Ethylene oxide is hydrolyzed to ethylene glycol in the presence of aqueous base.



- (d) Phenyllithium reacts with ethylene oxide in a manner similar to that of a Grignard reagent.



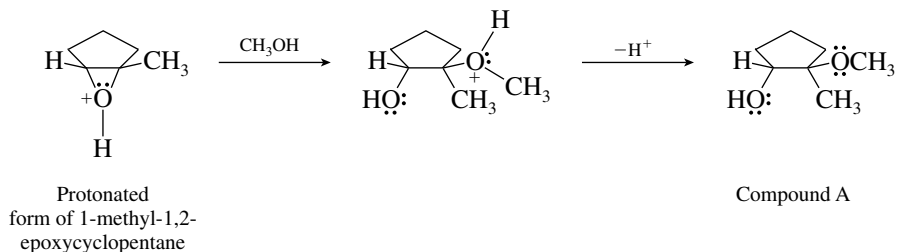
- (e) The nucleophilic species here is the acetylenic anion $\text{CH}_3\text{CH}_2\text{C}\equiv\text{C}^-$, which attacks a carbon atom of ethylene oxide to give 3-hexyn-1-ol.



- 16.13 Nucleophilic attack at C-2 of the starting epoxide will be faster than attack at C-1, because C-1 is more sterically hindered. Compound A, corresponding to attack at C-1, is not as likely as compound B. Compound B not only arises by methoxide ion attack at C-2 but also satisfies the stereochemical requirement that epoxide ring opening take place with inversion of configuration at the site of substitution. Compound B is correct. Compound C, although it is formed by methoxide substitution at the less crowded carbon of the epoxide, is wrong stereochemically. It requires

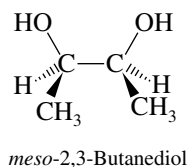
substitution with retention of configuration, which is not the normal mode of epoxide ring opening.

- 16.14** Acid-catalyzed nucleophilic ring opening proceeds by attack of methanol at the more substituted carbon of the protonated epoxide. Inversion of configuration is observed at the site of attack. The correct product is compound A.

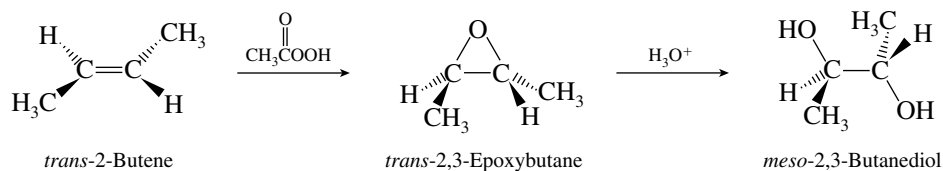


The nucleophilic ring openings in both this problem and Problem 16.13 occur by inversion of configuration. Attack under basic conditions by methoxide ion, however, occurs at the *less* hindered carbon of the epoxide ring, whereas attack by methanol under acid-catalyzed conditions occurs at the *more* substituted carbon.

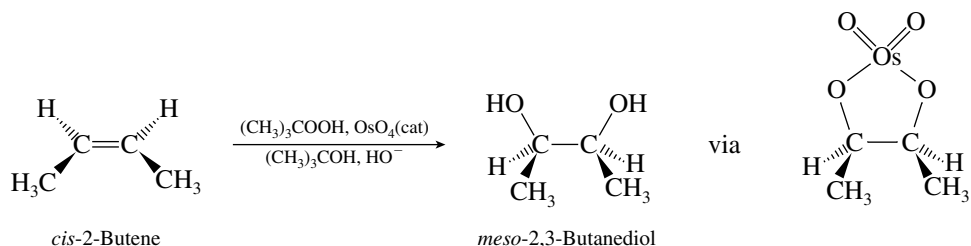
- 16.15** Begin by drawing *meso*-2,3-butanediol, recalling that a meso form is achiral. The eclipsed conformation has a plane of symmetry.



Epoxidation followed by acid-catalyzed hydrolysis results in anti addition of hydroxyl groups to the double bond. *trans*-2-Butene is the required starting material.



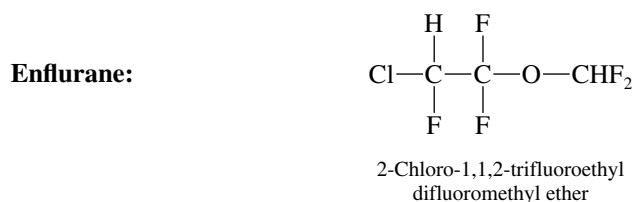
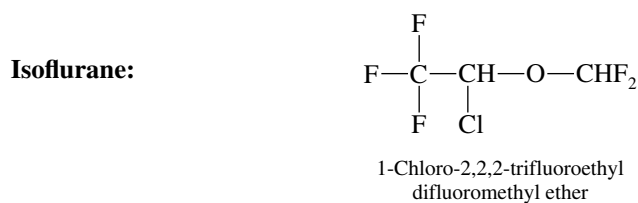
Osmium tetroxide hydroxylation is a method of achieving syn hydroxylation. The necessary starting material is *cis*-2-butene.



- 16.16** Reaction of (*R*)-2-octanol with *p*-toluenesulfonyl chloride yields a *p*-toluenesulfonate ester (tosylate) having the same configuration; the stereogenic center is not involved in this step. Reaction

These ethers could also have been named as “alkoxyalkanes.” Thus, *sec*-butyl methyl ether would become 2-methoxybutane.

- 16.21** Isoflurane and enflurane are both halogenated derivatives of ethyl methyl ether.

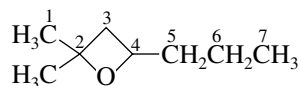


- 16.22** (a) The parent compound is cyclopropane. It has a three-membered epoxide function, and thus a reasonable name is epoxycyclopropane. Numbers locating positions of attachment (as in “1,2-epoxycyclopropane”) are not necessary, because no other structures (1,3 or 2,3) are possible here.



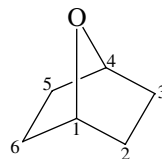
Epoxycyclopropane

- (b) The longest continuous carbon chain has seven carbons, and so the compound is named as a derivative of heptane. The epoxy function bridges C-2 and C-4. Therefore



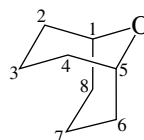
is 2-methyl-2,4-epoxyheptane.

- (c) The oxygen atom bridges the C-1 and C-4 atoms of a cyclohexane ring.



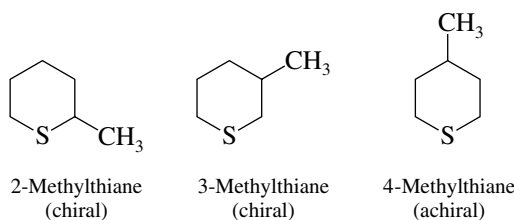
1,4-Epoxycyclohexane

- (d) Eight carbon atoms are continuously linked and bridged by an oxygen. We name the compound as an epoxy derivative of cyclooctane.

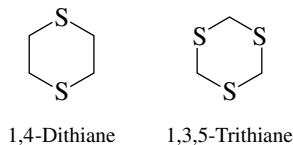


1,5-Epoxycyclooctane

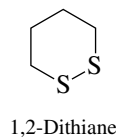
- 16.23 (a) There are three methyl-substituted thianes, two of which are chiral.



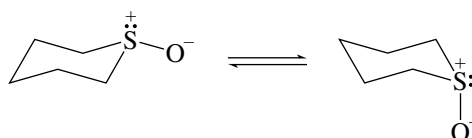
- (b) The locants in the name indicate the positions of the sulfur atoms in 1,4-dithiane and 1,3,5-trithiane.



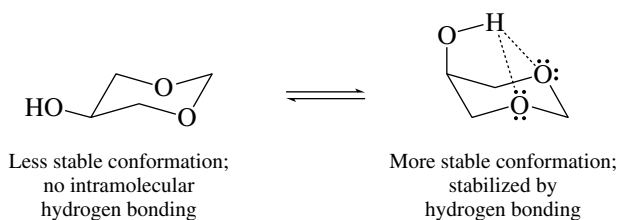
- (c) Disulfides possess two adjacent sulfur atoms. 1,2-Dithiane is a disulfide.



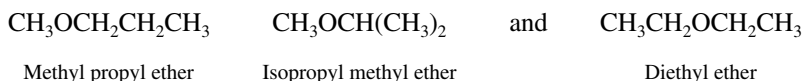
- (d) Two chair conformations of the sulfoxide derived from thiane are possible; the oxygen atom may be either equatorial or axial.



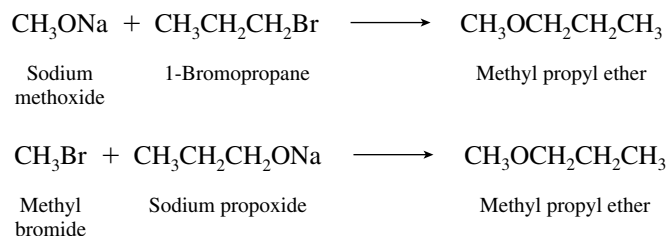
- 16.24 Intramolecular hydrogen bonding between the hydroxyl group and the ring oxygens is possible when the hydroxyl group is axial but not when it is equatorial.



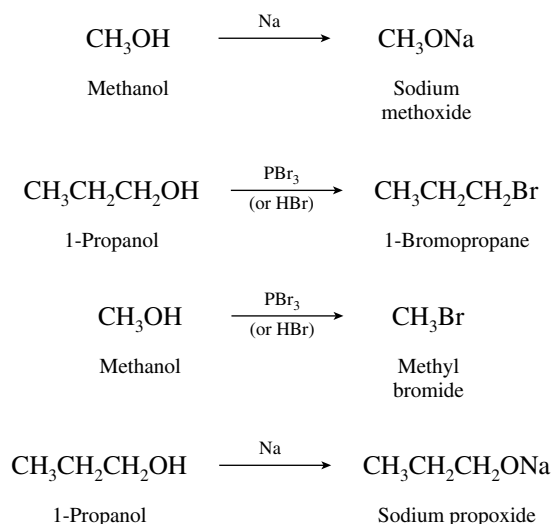
- 16.25 The ethers that are to be prepared are



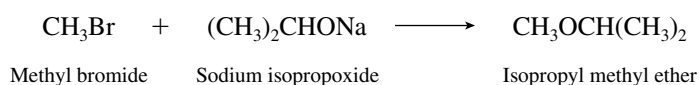
First examine the preparation of each ether by the Williamson method. Methyl propyl ether can be prepared in two ways:



Either combination is satisfactory. The necessary reagents are prepared as shown.

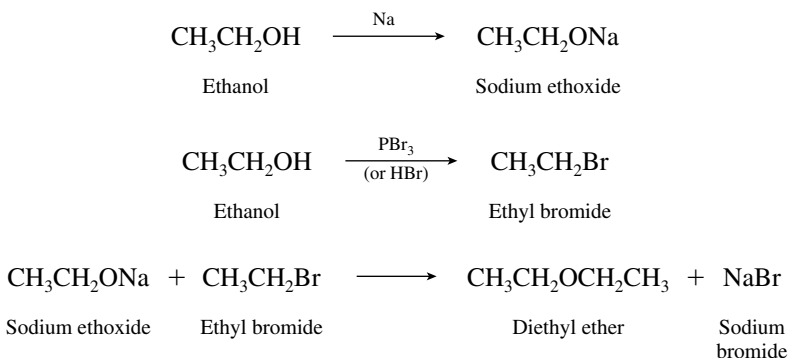


Isopropyl methyl ether is best prepared by the reaction

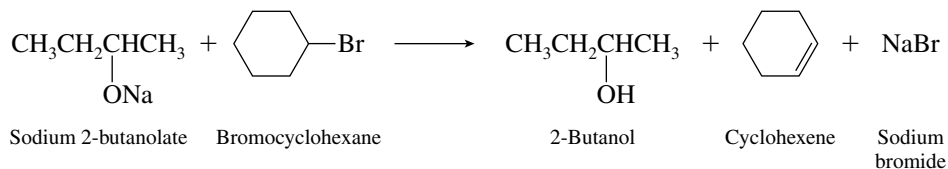


The reaction of sodium methoxide with isopropyl bromide will proceed mainly by elimination. Methyl bromide is prepared as shown previously; sodium isopropoxide can be prepared by adding sodium to isopropyl alcohol.

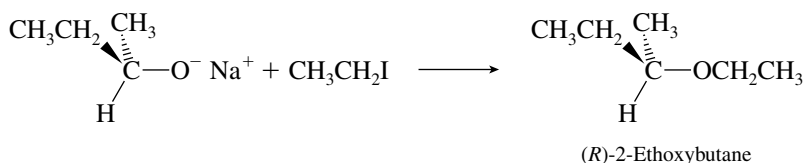
Diethyl ether may be prepared as outlined:



- 16.26** (a) Secondary alkyl halides react with alkoxide bases by E2 elimination as the major pathway. The Williamson ether synthesis is not a useful reaction with secondary alkyl halides.

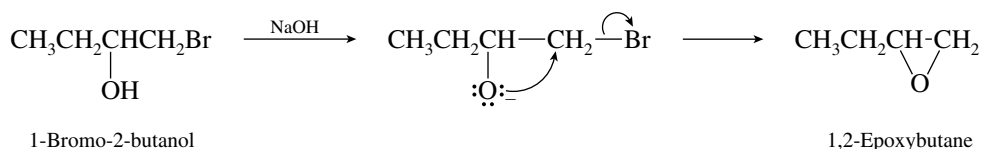


- (b) Sodium alkoxide acts as a nucleophile toward iodoethane to yield an alkyl ethyl ether.

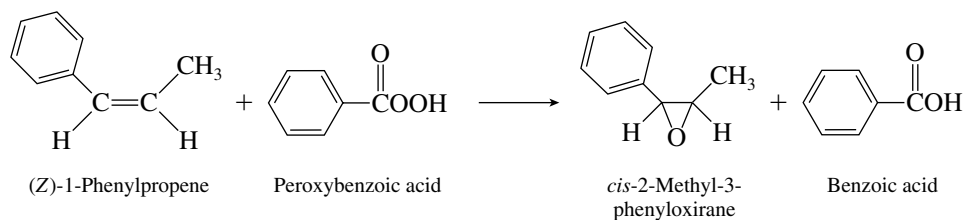


The ether product has the same absolute configuration as the starting alkoxide because no bonds to the stereogenic center are made or broken in the reaction.

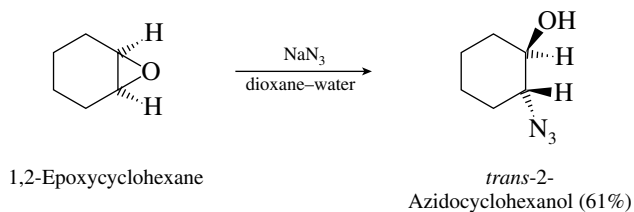
- (c) Vicinal halohydrins are converted to epoxides on being treated with base.



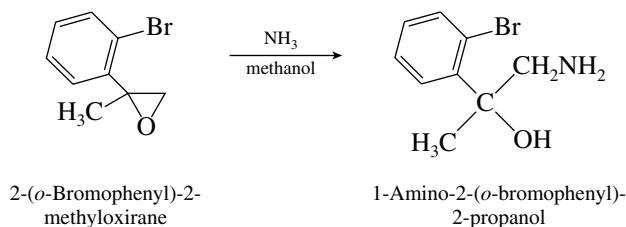
- (d) The reactants, an alkene plus a peroxy acid, are customary ones for epoxide preparation. The reaction is a stereospecific syn addition of oxygen to the double bond.



- (e) Azide ion is a good nucleophile and attacks the epoxide function. Substitution occurs at carbon with inversion of configuration. The product is *trans*-2-azidocyclohexanol.

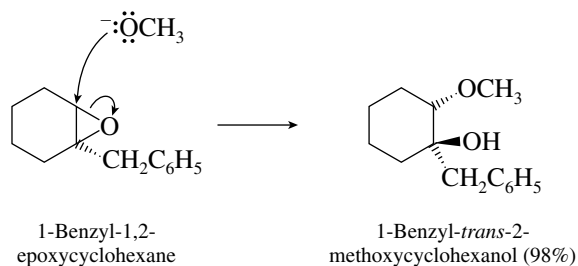


- (f) Ammonia is a nucleophile capable of reacting with epoxides. It attacks the less hindered carbon of the epoxide function.

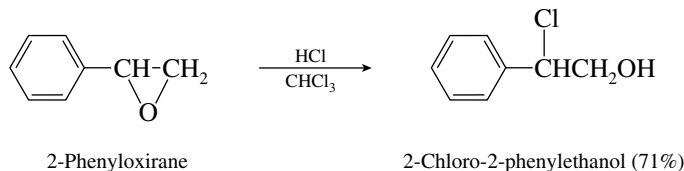


Aryl halides do not react with nucleophiles under these conditions, and so the bromine substituent on the ring is unaffected.

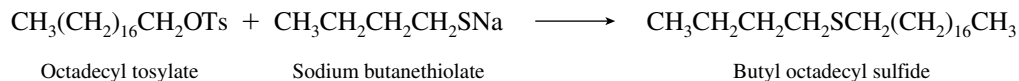
- (g) Methoxide ion attacks the less substituted carbon of the epoxide ring with inversion of configuration.



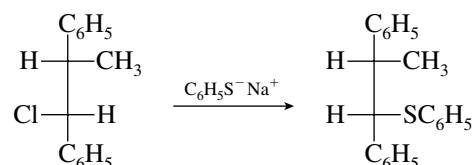
- (h) Under acidic conditions, substitution is favored at the carbon that can better support a positive charge. Aryl substituents stabilize carbocations, making the benzylic position the one that is attacked in an aryl substituted epoxide.



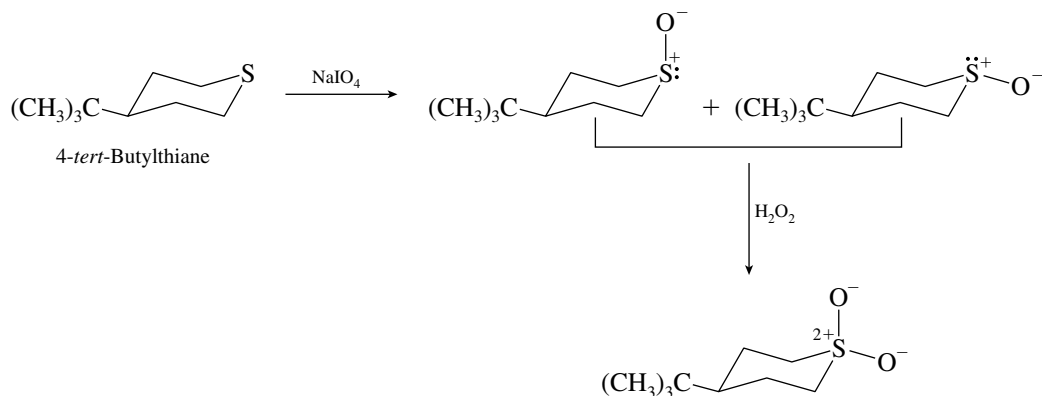
- (i) Tosylate esters undergo substitution with nucleophiles such as sodium butanethiolate.



- (j) Nucleophilic substitution proceeds with inversion of configuration.

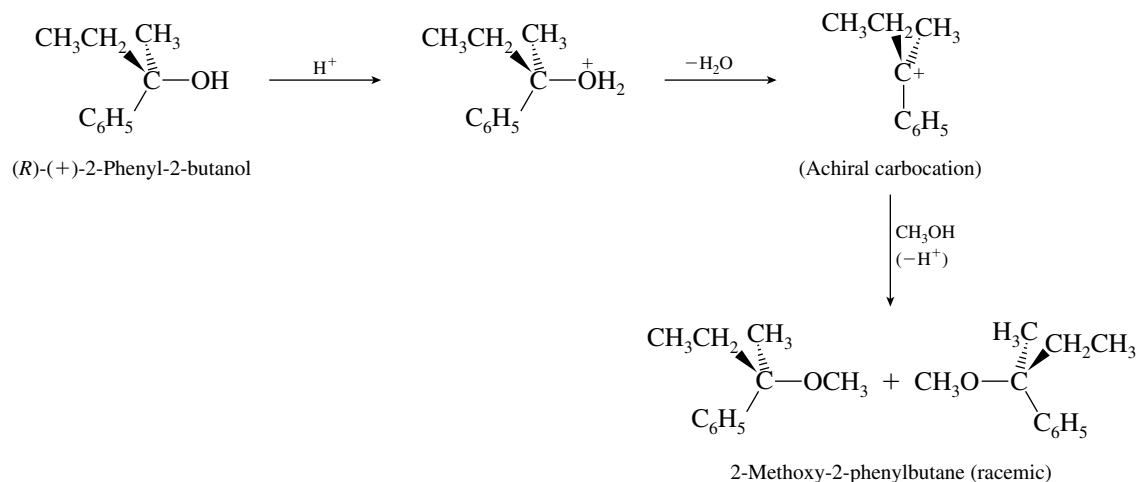


- 16.27 Oxidation of 4-*tert*-butylthiane yields two sulfoxides that are diastereomers of each other.

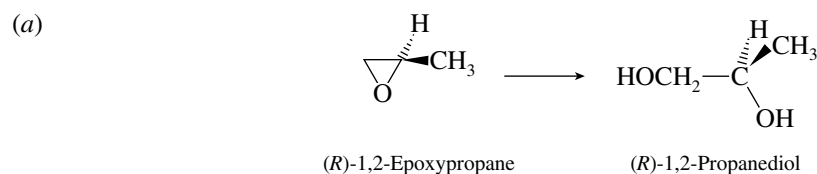


Oxidation of both stereoisomeric sulfoxides yields the same sulfone.

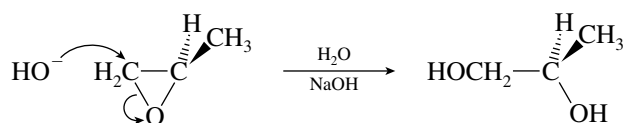
- 16.28 Protonation of oxygen to form an alkyloxonium ion is followed by loss of water. The resulting carbocation has a plane of symmetry and is achiral. Capture of the carbocation by methanol yields both enantiomers of 2-methoxy-2-phenylbutane. The product is racemic.



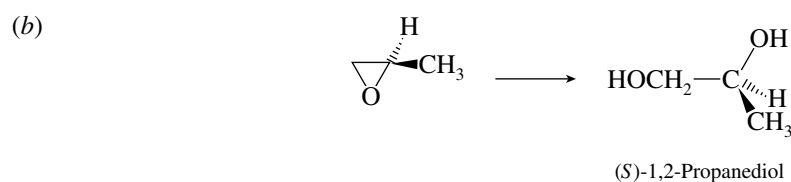
16.29 The proper approach to this problem is to first write the equations in full stereochemical detail.



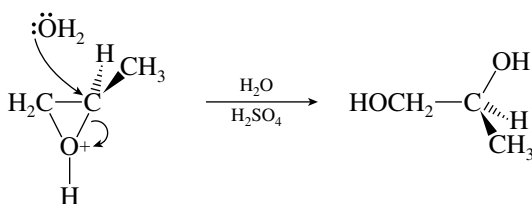
It now becomes clear that the arrangement of groups around the stereogenic center remains unchanged in going from starting materials to products. Therefore, choose conditions such that the nucleophile attacks the CH_2 group of the epoxide rather than the stereogenic center. Base-catalyzed hydrolysis is required; aqueous sodium hydroxide is appropriate.



The nucleophile (hydroxide ion) attacks the less hindered carbon of the epoxide ring.

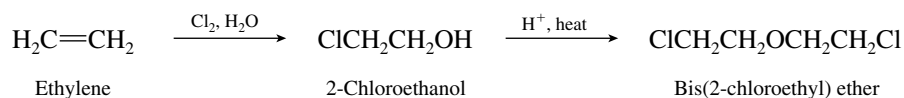


Inversion of configuration at the stereogenic center is required. The nucleophile must therefore attack the stereogenic center, and acid-catalyzed hydrolysis should be chosen. Dilute sulfuric acid would be satisfactory.



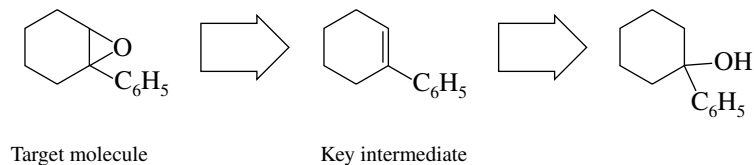
The nucleophile (a water molecule) attacks that carbon atom of the ring that can better support a positive charge. Carbocation character develops at the transition state and is better supported by the carbon atom that is more highly substituted.

16.30 The key intermediate in the preparation of bis(2-chloroethyl) ether from ethylene is 2-chloroethanol, formed from ethylene by reaction with chlorine in water. Heating 2-chloroethanol in acid gives the desired ether.

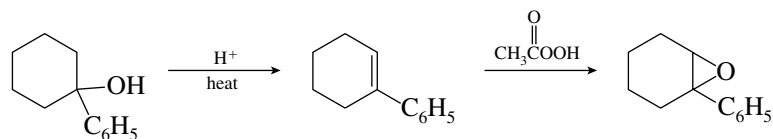


16.31 (a) There is a temptation to try to do this transformation in a single step by using a reducing agent to convert the carbonyl to a methylene group. No reagent is available that reduces esters in this way! The Clemmensen and Wolff-Kishner reduction methods are suitable only for aldehydes and ketones. The best way to approach this problem is by reasoning backward. The desired

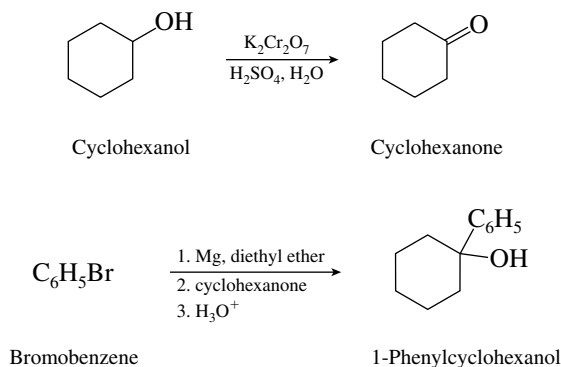
- (b) All the methods that we have so far discussed for the preparation of epoxides are based on alkenes as starting materials. This leads us to consider the partial retrosynthesis shown.



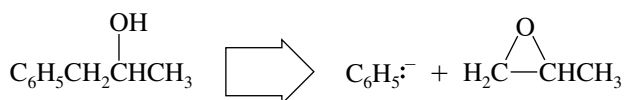
The key intermediate, 1-phenylcyclohexene, is both a proper precursor to the desired epoxide and readily available from the given starting materials. A reasonable synthesis is



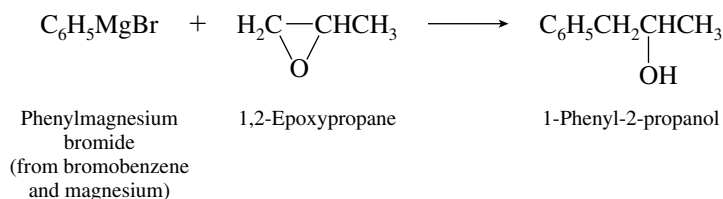
Preparation of the required tertiary alcohol, 1-phenylcyclohexanol, completes the synthesis.



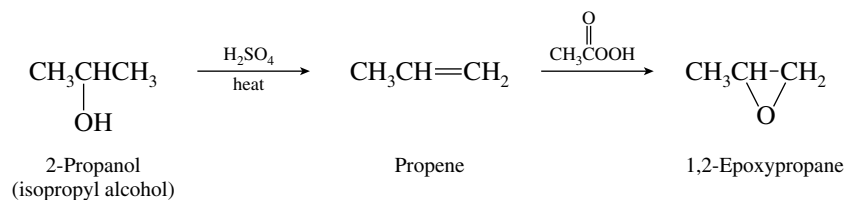
- (c) The necessary carbon skeleton can be assembled through the reaction of a Grignard reagent with 1,2-epoxypropane.



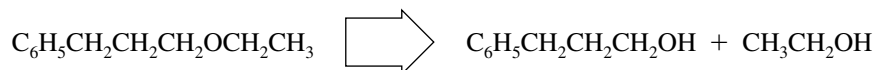
The reaction sequence is therefore



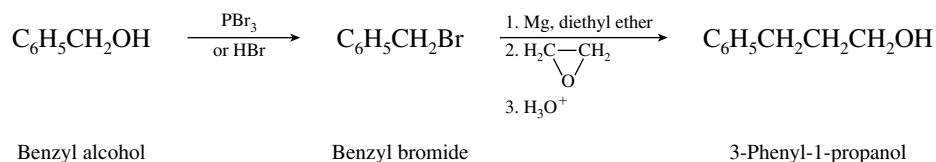
The epoxide required in the first step, 1,2-epoxypropane, is prepared as follows from isopropyl alcohol:



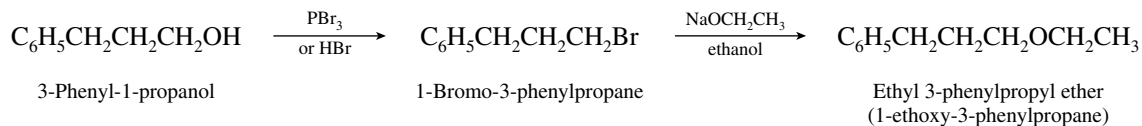
(d) Because the target molecule is an ether, it ultimately derives from two alcohols.



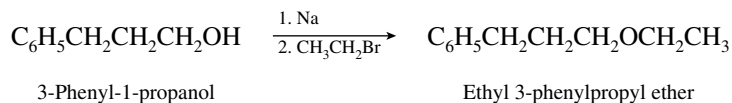
Our first task is to assemble 3-phenyl-1-propanol from the designated starting material benzyl alcohol. This requires formation of a primary alcohol with the original carbon chain extended by two carbons. The standard method for this transformation involves reaction of a Grignard reagent with ethylene oxide.



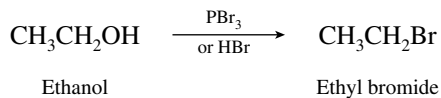
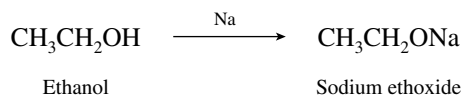
After 3-phenyl-1-propanol has been prepared, its conversion to the corresponding ethyl ether can be accomplished in either of two ways:



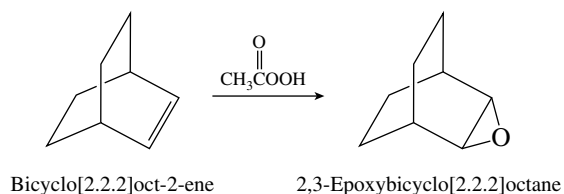
or alternatively



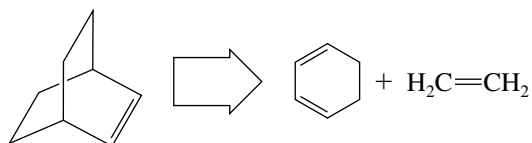
The reagents in each step are prepared from ethanol.



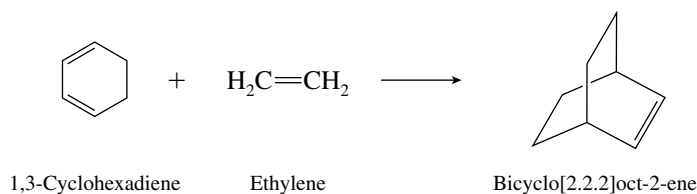
(e) The target epoxide can be prepared in a single step from the corresponding alkene.



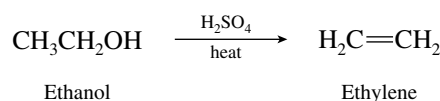
Disconnections show that this alkene is available through a Diels–Alder reaction.



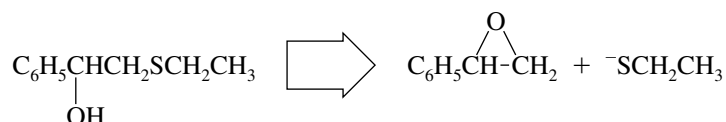
The reaction of 1,3-cyclohexadiene with ethylene gives the desired substance.



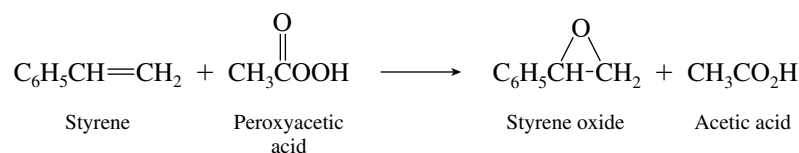
1,3-Cyclohexadiene is one of the given starting materials. Ethylene is prepared from ethanol.



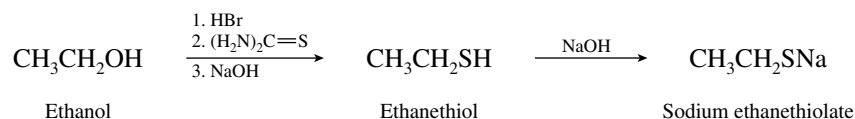
(f) Retrosynthetic analysis reveals that the desired target molecule may be prepared by reaction of an epoxide with an ethanethiolate ion.



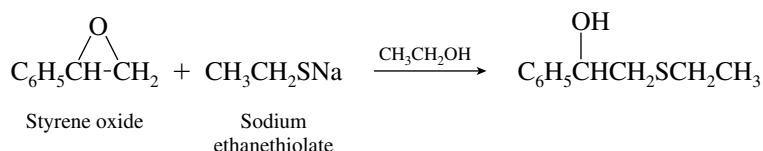
Styrene oxide may be prepared by reaction of styrene with peroxyacetic acid.



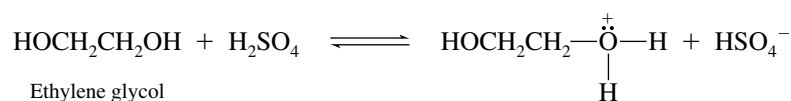
The necessary thiolate anion is prepared from ethanol by way of the corresponding thiol.



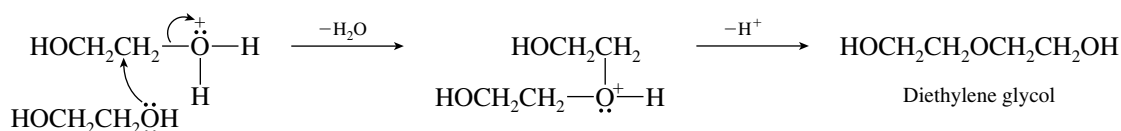
Reaction of styrene oxide with sodium ethanethiolate completes the synthesis.



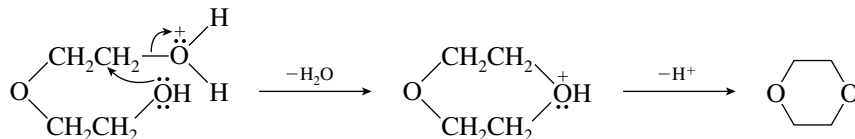
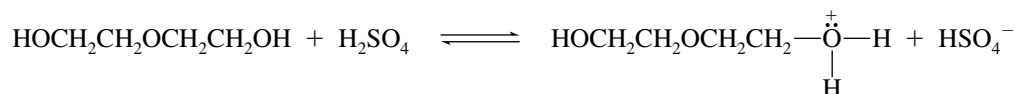
16.32 (a) A reasonable mechanism is one that parallels the usual one for acid-catalyzed ether formation from alcohols, modified to accommodate these particular starting materials and products. Begin with protonation of one of the oxygen atoms of ethylene glycol.



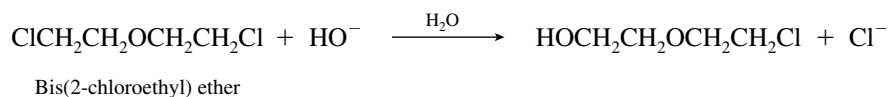
The protonated alcohol then reacts in the usual way with another molecule of alcohol to give an ether. (This ether is known as **diethylene glycol**.)



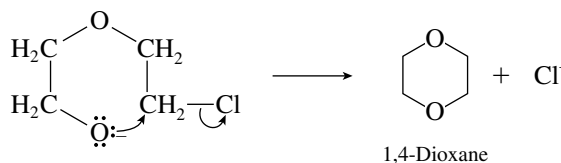

Diethylene glycol then undergoes intramolecular ether formation to yield 1,4-dioxane.



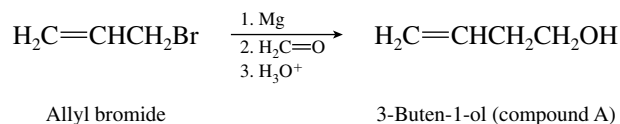
- (b) The substrate is a primary alkyl halide and reacts with aqueous sodium hydroxide by nucleophilic substitution.



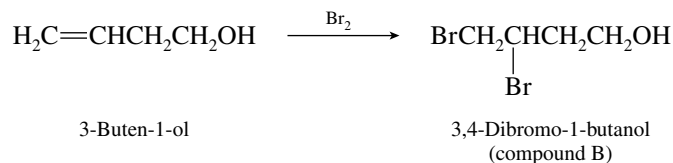
The product of this reaction now has an alcohol function and a primary chloride built into the same molecule. It contains the requisite functionality to undergo an intramolecular Williamson reaction.



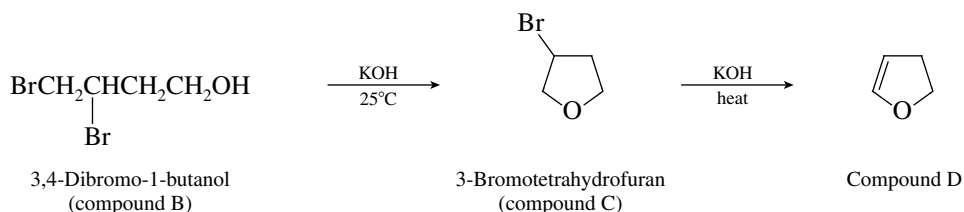
- 16.33 (a) The first step is a standard Grignard synthesis of a primary alcohol using formaldehyde. Compound A is 3-buten-1-ol.



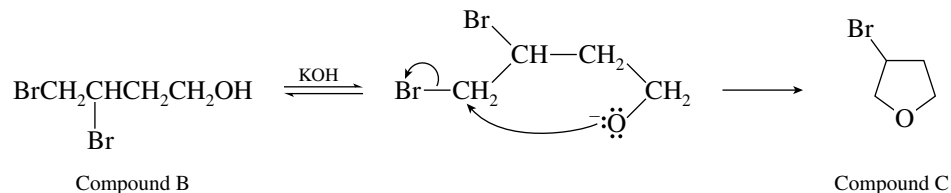
Addition of bromine to the carbon–carbon double bond of 3-buten-1-ol takes place readily to yield the vicinal dibromide.



When compound B is treated with potassium hydroxide, it loses the elements of HBr to give compound C. Because further treatment of compound C with potassium hydroxide converts it to D by a second dehydrobromination, a reasonable candidate for C is 3-bromotetrahydrofuran.

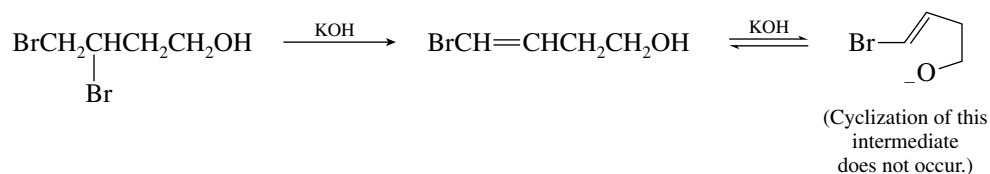


Ring closure occurs by an intramolecular Williamson reaction.

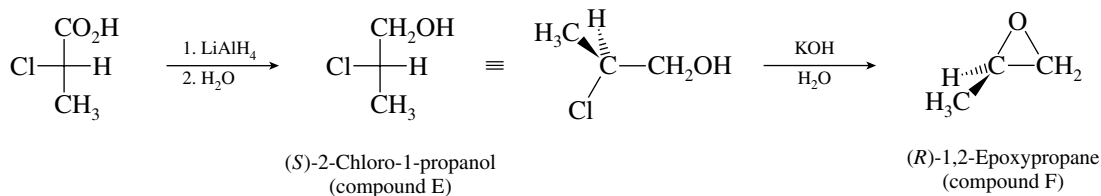


Dehydrohalogenation of compound C converts it to the final product, D.

The alternative series of events, in which double-bond formation proceeds ring closure, is unlikely, because it requires nucleophilic attack by the alkoxide on a vinyl bromide.

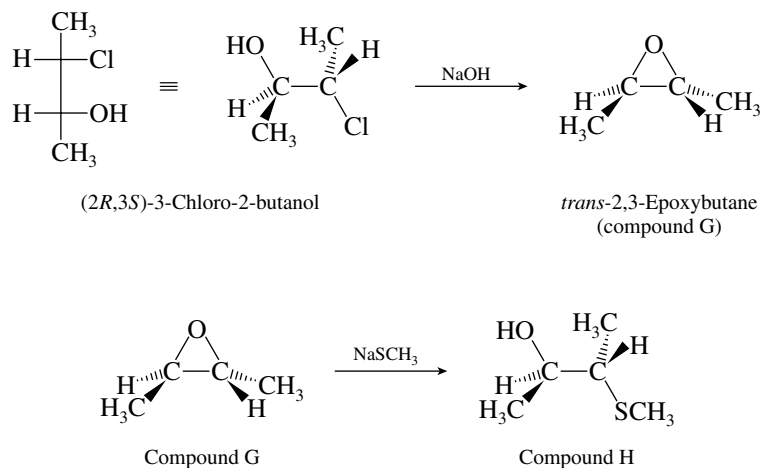


- (b) Lithium aluminum hydride reduces the carboxylic acid to the corresponding primary alcohol, compound E. Treatment of the vicinal chlorohydrin with base results in formation of an epoxide, compound F.

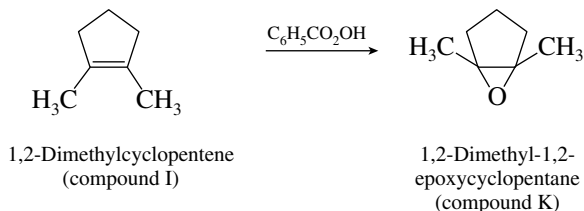


As actually carried out, the first step proceeded in 56–58% yield, the second step in 65–70% yield.

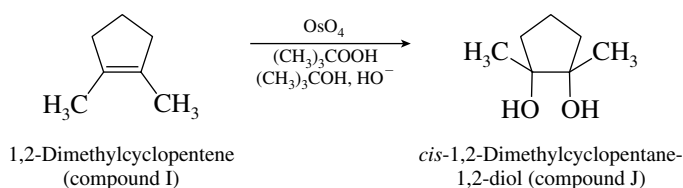
- (c) Treatment of the vicinal chlorohydrin with base results in ring closure to form an epoxide (compound G). Recall that attack occurs on the side opposite that of the carbon–chlorine bond. Compound G undergoes ring opening on reaction with sodium methanethiolate to give compound H.



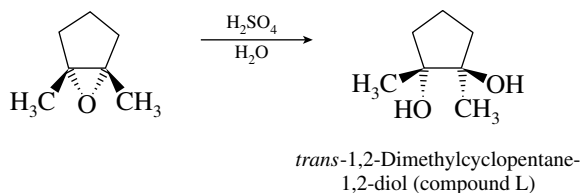
- (d) Because it gives an epoxide on treatment with a peroxy acid, compound I must be an alkene; more specifically, it is 1,2-dimethylcyclopentene.



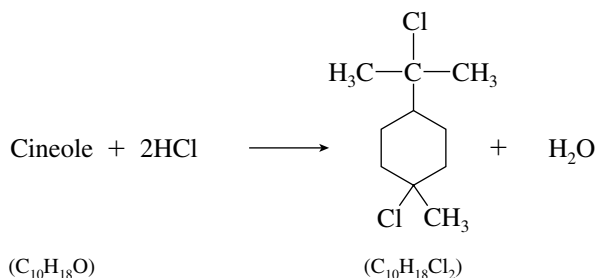
Compounds J and L have the same molecular formula, $\text{C}_7\text{H}_{14}\text{O}_2$, but J is a liquid and L is a crystalline solid. Their molecular formulas correspond to the addition of two OH groups to compound I. Osmium tetroxide brings about syn hydroxylation of an alkene; therefore compound J must be the cis diol.



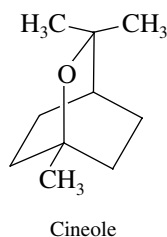
Acid-catalyzed hydrolysis of an epoxide yields a trans diol (compound L):



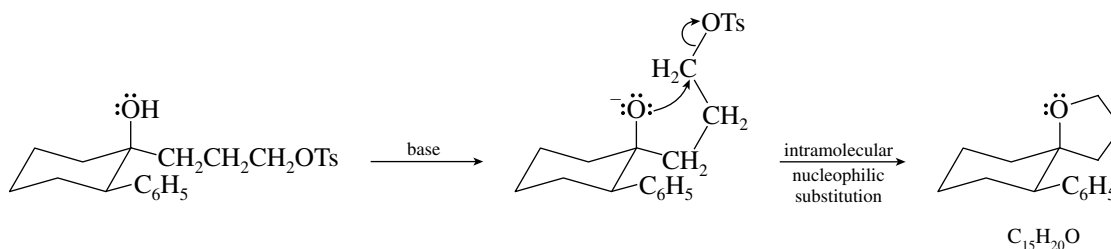
- 16.34** Cineole contains no double or triple bonds and therefore must be bicyclic, on the basis of its molecular formula ($\text{C}_{10}\text{H}_{18}\text{O}$, index of hydrogen deficiency = 2). When cineole reacts with hydrogen chloride, one of the rings is broken and water is formed.



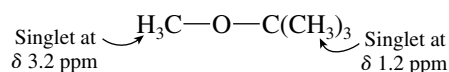
The reaction that takes place is hydrogen halide-promoted ether cleavage. In such a reaction with excess hydrogen halide, the C—O—C unit is cleaved and two carbon-halogen bonds are formed. This suggests that cineole is a cyclic ether because the product contains both newly formed carbon-halogen bonds. A reasonable structure consistent with these facts is



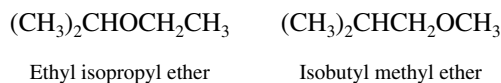
- 16.35 Recall that *p*-toluenesulfonate (tosylate) is a good leaving group in nucleophilic substitution reactions. The nucleophile that displaces tosylate from carbon is the alkoxide ion derived from the hydroxyl group within the molecule. The product is a cyclic ether, and the nature of the union of the two rings is that they are spirocyclic.



- 16.36 (a) Because all the peaks in the 1H NMR spectrum of this ether are singlets, none of the protons can be vicinal to any other nonequivalent proton. The only $C_5H_{12}O$ ether that satisfies this requirement is *tert*-butyl methyl ether.

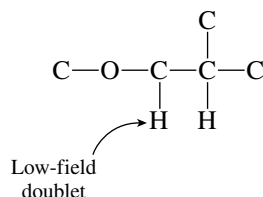


- (b) A doublet–septet pattern is characteristic of an isopropyl group. Two isomeric $C_5H_{12}O$ ethers contain an isopropyl group: ethyl isopropyl ether and isobutyl methyl ether.

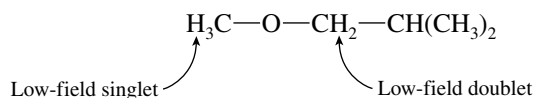


The signal of the methine proton in isobutyl methyl ether will be split into more than a septet, however, because in addition to being split by two methyl groups, it is coupled to the two protons in the methylene group. Thus, isobutyl methyl ether does not have the correct splitting pattern to be the answer. The correct answer is ethyl isopropyl ether.

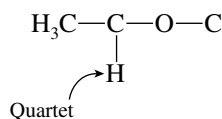
- (c) The low-field signals are due to the protons on the carbon atoms of the C—O—C linkage. Because one gives a doublet, it must be vicinal to only one other proton. We can therefore specify the partial structure:



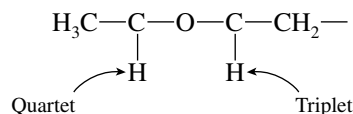
This partial structure contains all the carbon atoms in the molecule. Fill in the remaining valences with hydrogen atoms to reveal isobutyl methyl ether as the correct choice.



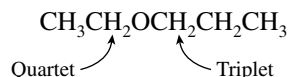
- (d) Here again, signals at low field arise from protons on the carbons of the C—O—C unit. One of these signals is a quartet and so corresponds to a proton on a carbon bearing a methyl group.



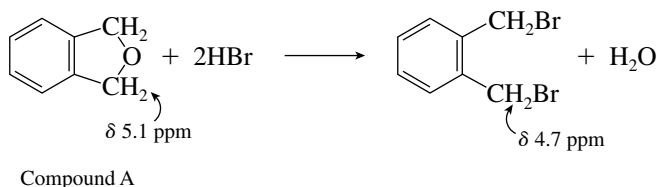
The other carbon of the C—O—C unit has a hydrogen whose signal is split into a triplet. This hydrogen must therefore be attached to a carbon that bears a methylene group.



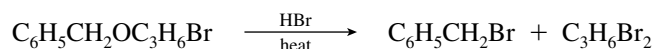
These data permit us to complete the structure by adding an additional carbon and the requisite number of hydrogens in such a way that the signals of the protons attached to the carbons of the ether linkage are not split further. The correct structure is ethyl propyl ether.



- 16.37** A good way to address this problem is to consider the dibromide derived by treatment of compound A with hydrogen bromide. The presence of an NMR signal equivalent to four protons in the aromatic region at δ 7.3 ppm indicates that this dibromide contains a disubstituted aromatic ring. The four remaining protons appear as a sharp singlet at δ 4.7 ppm and are most reasonably contained in two equivalent methylene groups of the type ArCH_2Br . Because the dibromide contains all the carbons and hydrogens of the starting material and is derived from it by treatment with hydrogen bromide, it is likely that compound A is a cyclic ether in which a CH_2OCH_2 unit spans two of the carbons of a benzene ring. This can occur only when the positions involved are ortho to each other. Therefore

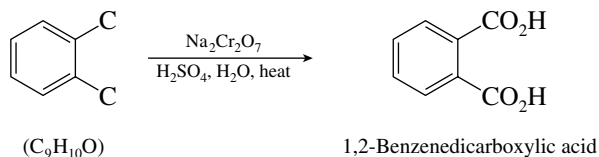


- 16.38** The molecular formula of a compound ($\text{C}_{10}\text{H}_{13}\text{BrO}$) indicates an index of hydrogen deficiency of 4. One of the products obtained on treatment of the compound with HBr is benzyl bromide ($\text{C}_6\text{H}_5\text{CH}_2\text{Br}$), which accounts for seven of its ten carbons and all the double bonds and rings. Thus, the compound is a benzyl ether having the formula $\text{C}_6\text{H}_5\text{CH}_2\text{OC}_3\text{H}_6\text{Br}$. The ^1H NMR spectrum includes a five-proton signal at δ 7.4 ppm for a monosubstituted benzene ring and a two-proton singlet at δ 4.6 ppm for the benzylic protons. This singlet appears at low field because the benzylic protons are bonded to oxygen.

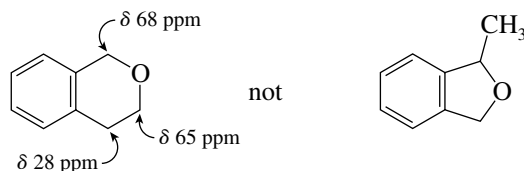


The 6 remaining protons appear as two overlapping 2-proton triplets at δ 3.6 and 3.7 ppm, along with a 2-proton pentet at δ 2.2 ppm, consistent with the unit $-\text{OCH}_2\text{CH}_2\text{CH}_2\text{Br}$. The compound is $\text{C}_6\text{H}_5\text{CH}_2\text{OCH}_2\text{CH}_2\text{CH}_2\text{Br}$.

- 16.39** The high index of hydrogen deficiency (5) of the unknown compound $\text{C}_9\text{H}_{10}\text{O}$ and the presence of six signals in the 120–140-ppm region of the ^{13}C NMR spectrum suggests the presence of an aromatic ring. The problem states that the compound is a cyclic ether, thus the oxygen atom is contained in a second ring fused to the benzene ring. As oxidation yields 1,2-benzenedicarboxylic acid, the second ring must be attached to the benzene ring by carbon atoms.



Two structures are possible with this information; however, only one of them is consistent with the presence of three CH_2 groups in the ^{13}C NMR spectrum. The compound is



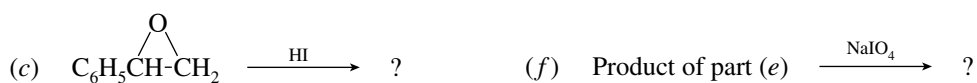
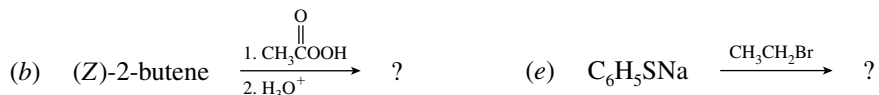
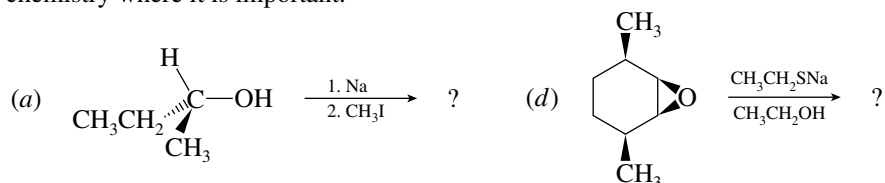
16.40–16.45 Solutions to molecular modeling exercises are not provided in this *Study Guide and Solutions Manual*. You should use *Learning By Modeling* for these exercises.

SELF-TEST

PART A

A-1. Write the structures of all the isomeric ethers of molecular formula $\text{C}_4\text{H}_{10}\text{O}$, and give the correct name for each.

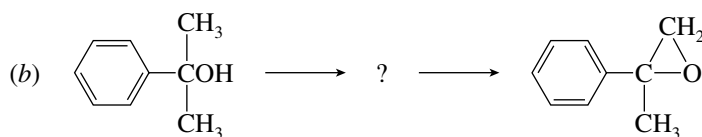
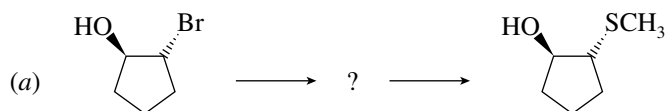
A-2. Give the structure of the product obtained from each of the following reactions. Show stereochemistry where it is important.



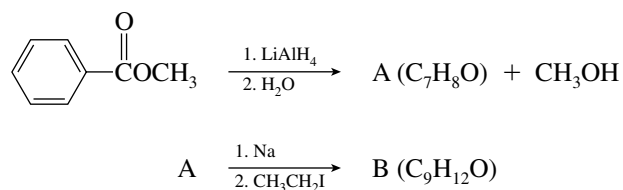
A-3. Outline a scheme for the preparation of cyclohexyl ethyl ether using the Williamson method.

A-4. Outline a synthesis of 2-ethoxyethanol, $\text{CH}_3\text{CH}_2\text{OCH}_2\text{CH}_2\text{OH}$, using ethanol as the source of all the carbon atoms.

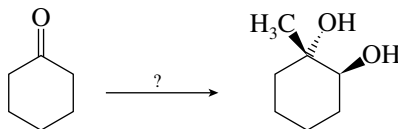
A-5. Provide the reagents necessary to complete each of the following conversions. In each case give the structure of the intermediate product.



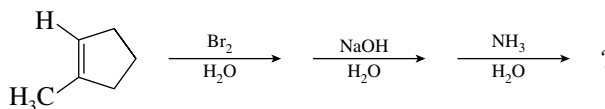
A-6. Provide structures for compounds A and B in the following reaction scheme:



- A-7. Using any necessary organic or inorganic reagents, provide the steps to carry out the following synthetic conversion:

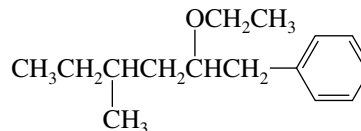


- A-8. Give the final product, including stereochemistry, of the following reaction sequence:

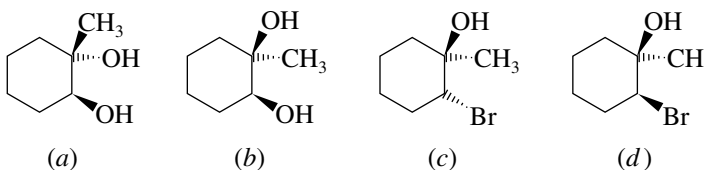
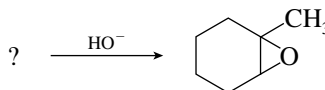


PART B

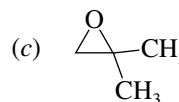
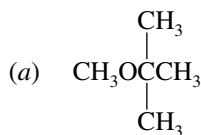
- B-1. An acceptable IUPAC name of the compound shown is



- (a) 1-Benzyl-3-methylpentyl ethyl ether
 (b) Ethyl 3-methyl-1-methylphenyl-2-hexyl ether
 (c) Ethyl 4-methyl-1-phenyl-2-hexyl ether
 (d) 5-Ethoxy-3-methyl-6-phenylhexane
- B-2. The most effective pair of reagents for the preparation of *tert*-butyl ethyl ether is
 (a) Potassium *tert*-butoxide and ethyl bromide
 (b) Potassium *tert*-butoxide and ethanol
 (c) Sodium ethoxide and *tert*-butyl bromide
 (d) *tert*-Butyl alcohol and ethyl bromide
- B-3. The best choice of reactant(s) for the following conversion is



- B-4. For which of the following ethers would the ^1H NMR spectrum consist of only two singlets?

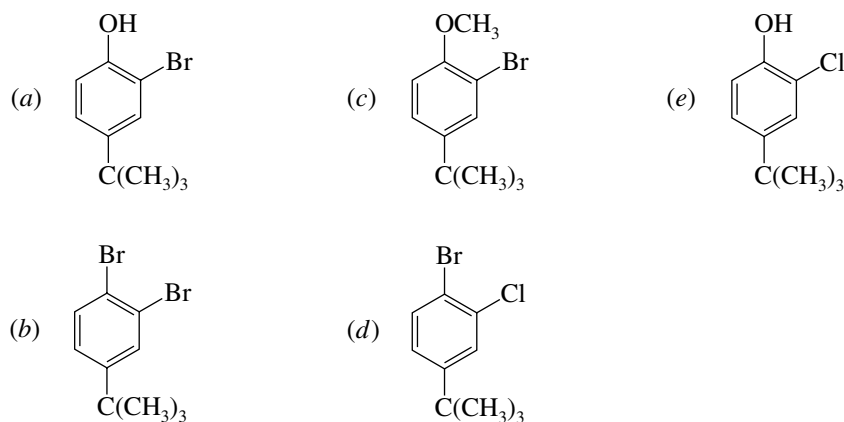


B-5. Heating a particular ether with HBr yielded a single organic product. Which of the following conclusions may be reached?

- (a) The reactant was a methyl ether.
 (b) The reactant was a symmetric ether.
 (c) The reactant was a cyclic ether.
 (d) Both (b) and (c) are correct.

B-6. Treating anisole ($C_6H_5OCH_3$) with the following reagents will give, as the major product,

1. $(CH_3)_3CCl$, $AlCl_3$; 2. Cl_2 , $FeCl_3$; 3. HBr, heat

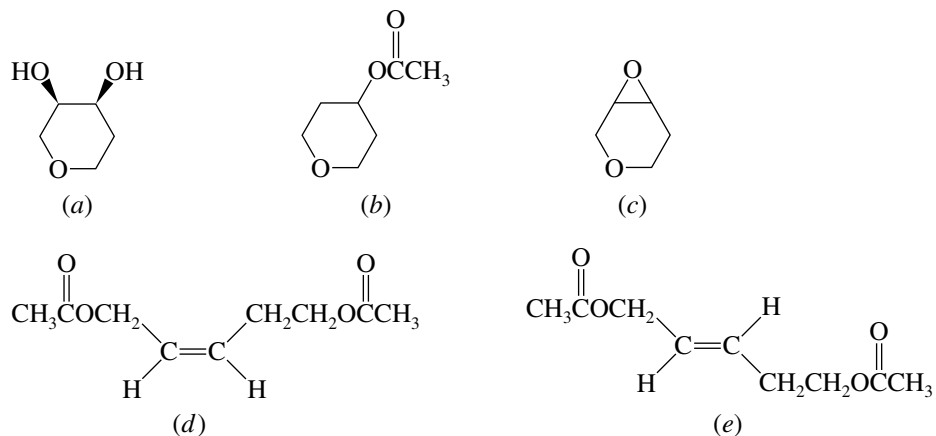
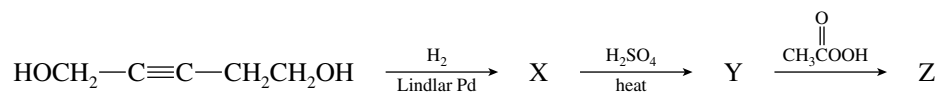


B-7. What is the product of the following reaction?

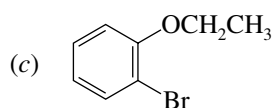
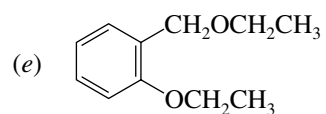
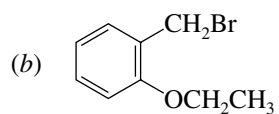
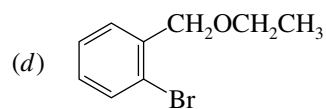
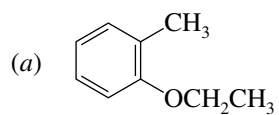
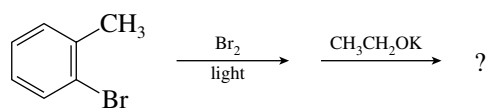


- (a) $CH_3SCH_2CH(OH)C(CH_3)_3$
- (c) $CH_3SCH_2CH(OCH_2CH_3)C(CH_3)_3$
- (b) $(CH_3)_3CCH(SCH_3)CH_2OH$
- (d) $(CH_3)_3CCH(OH)CH_2SCH_3$

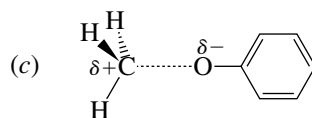
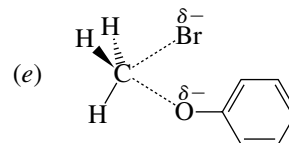
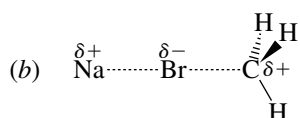
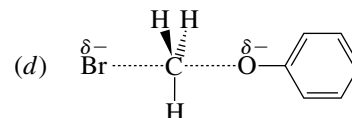
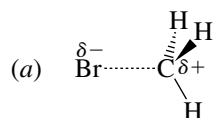
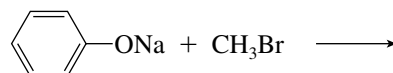
B-8. Identify product Z in the following reaction sequence:

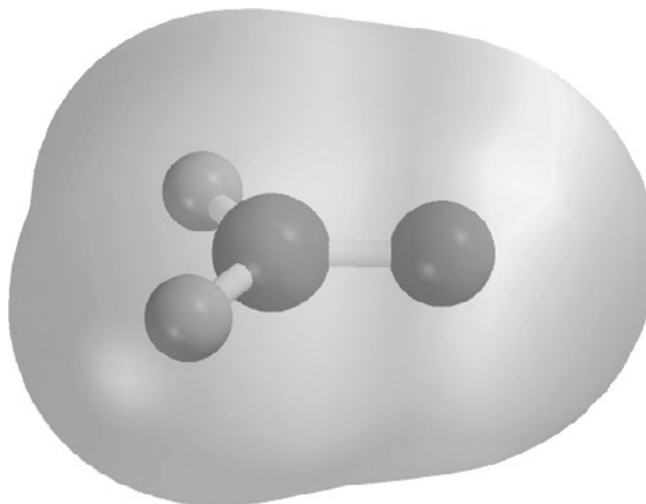


B-9. The major product of the following sequence is



B-10. Which of the following best represents the rate-determining transition state for the reaction shown?



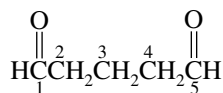


CHAPTER 17

ALDEHYDES AND KETONES: NUCLEOPHILIC ADDITION TO THE CARBONYL GROUP

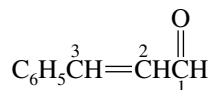
SOLUTIONS TO TEXT PROBLEMS

- 17.1 (b) The longest continuous chain in glutaraldehyde has five carbons and terminates in aldehyde functions at both ends. **Pentanedial** is an acceptable IUPAC name for this compound.



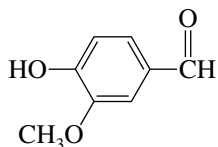
Pentanedial (glutaraldehyde)

- (c) The three-carbon parent chain has a double bond between C-2 and C-3 and a phenyl substituent at C-3.



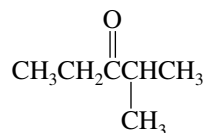
3-Phenyl-2-propenal
(cinnamaldehyde)

- (d) Vanillin can be named as a derivative of benzaldehyde. Remember to cite the remaining substituents in alphabetical order.



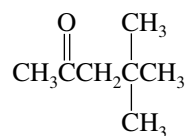
4-Hydroxy-3-methoxybenzaldehyde
(vanillin)

- 17.2 (b) First write the structure from the name given. Ethyl isopropyl ketone has an ethyl group and an isopropyl group bonded to a carbonyl group.



Ethyl isopropyl ketone may be alternatively named 2-methyl-3-pentanone. Its longest continuous chain has five carbons. The carbonyl carbon is C-3 irrespective of the direction in which the chain is numbered, and so we choose the direction that gives the lower number to the position that bears the methyl group.

- (c) Methyl 2,2-dimethylpropyl ketone has a methyl group and a 2,2-dimethylpropyl group bonded to a carbonyl group.



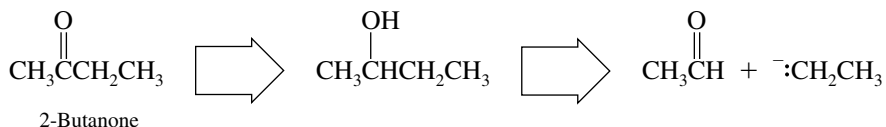
The longest continuous chain has five carbons, and the carbonyl carbon is C-2. Thus, methyl 2,2-dimethylpropyl ketone may also be named 4,4-dimethyl-2-pentanone.

- (d) The structure corresponding to allyl methyl ketone is

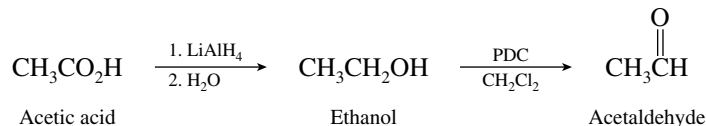


Because the carbonyl group is given the lowest possible number in the chain, the substitutive name is 4-penten-2-one *not* 1-penten-4-one.

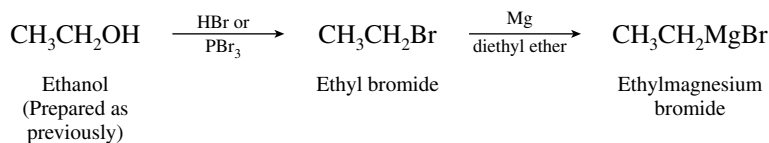
- 17.3 No. Lithium aluminum hydride is the only reagent we have discussed that is capable of reducing carboxylic acids (Section 15.3).
- 17.4 The target molecule, 2-butanone, contains four carbon atoms. The problem states that all of the carbons originate in acetic acid, which has two carbon atoms. This suggests the following disconnections:



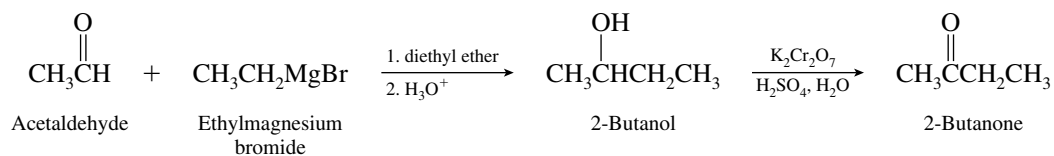
The necessary aldehyde (acetaldehyde) is prepared from acetic acid by reduction followed by oxidation in an anhydrous medium.



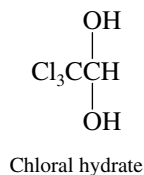
Ethylmagnesium bromide may be obtained from acetic acid by the following sequence:



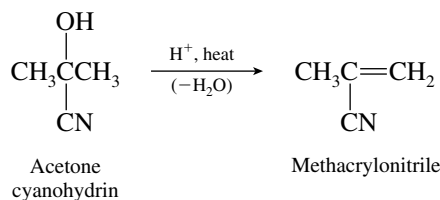
The preparation of 2-butanone is completed as follows:



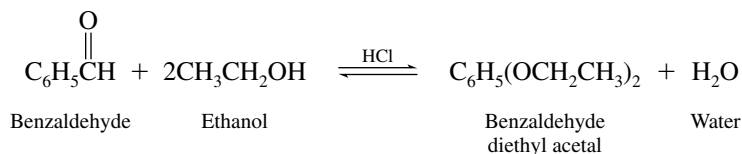
- 17.5 Chloral is trichloroethanal, CCl_3CHO . Chloral hydrate is the addition product of chloral and water.



- 17.6 Methacrylonitrile is formed by the dehydration of acetone cyanohydrin, and thus has the structure shown.



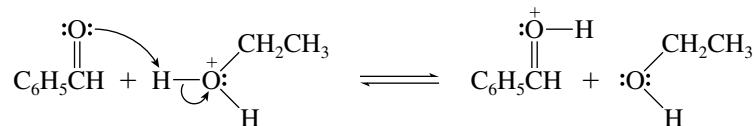
- 17.7 The overall reaction is



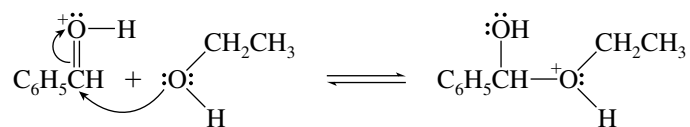
HCl is a strong acid and, when dissolved in ethanol, transfers a proton to ethanol to give ethyloxonium ion. Thus, we can represent the acid catalyst as the conjugate acid of ethanol.

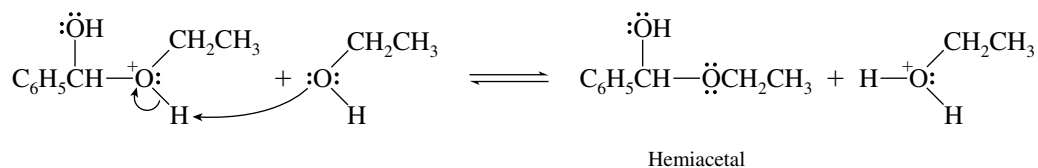
The first three steps correspond to acid-catalyzed addition of ethanol to the carbonyl group to yield a hemiacetal.

Step 1:

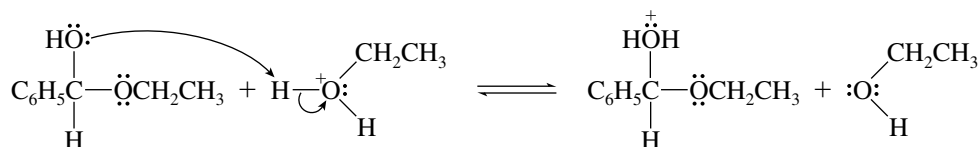
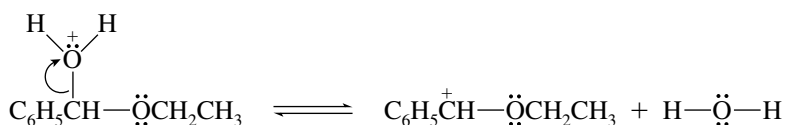


Step 2:

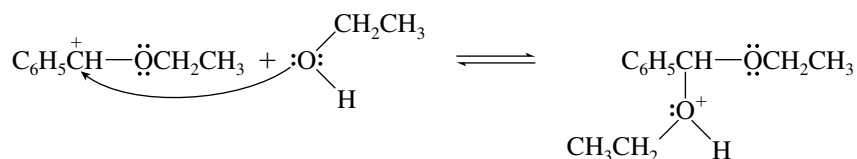
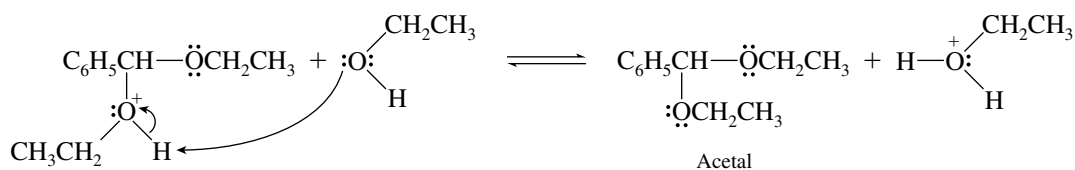


Step 3:

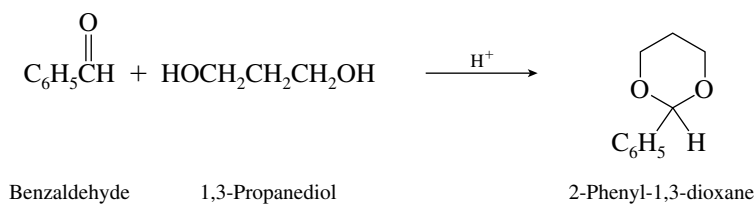
Formation of the hemiacetal is followed by loss of water to give a carbocation.

Step 4:**Step 5:**

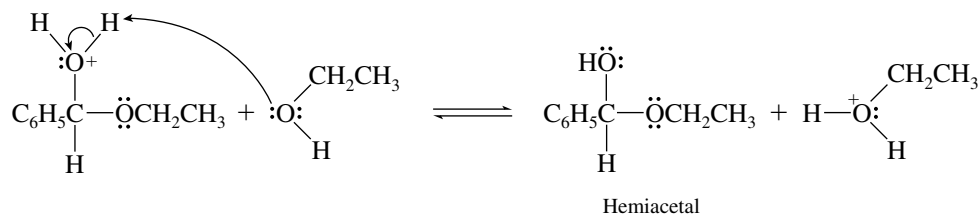
The next two steps describe the capture of the carbocation by ethanol to give the acetal:

Step 6:**Step 7:**

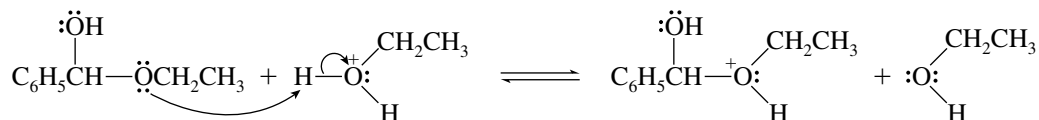
17.8 (b) 1,3-Propanediol forms acetals that contain a six-membered 1,3-dioxane ring.



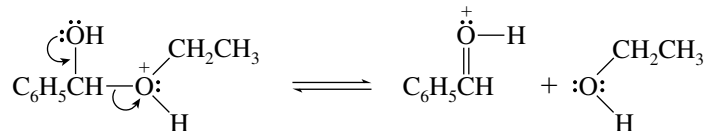
Step 4:



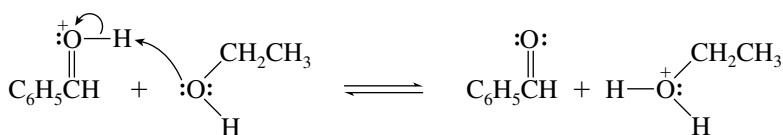
Step 5:



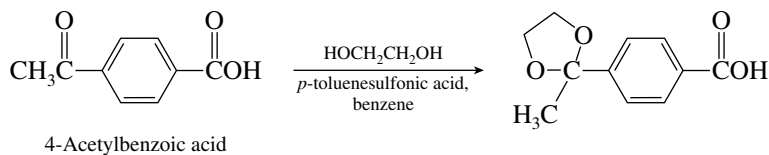
Step 6:



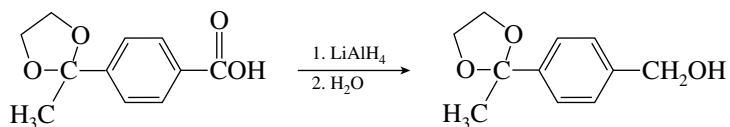
Step 7:



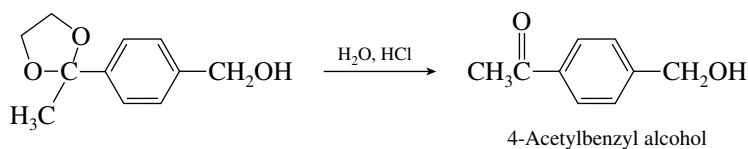
17.10 The conversion requires reduction; however, the conditions necessary (LiAlH_4) would also reduce the ketone carbonyl. The ketone functionality is therefore protected as the cyclic acetal.



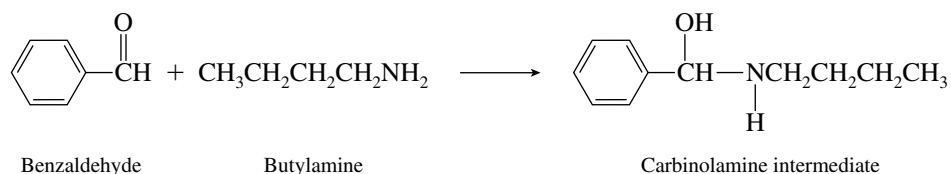
Reduction of the carboxylic acid may now be carried out.



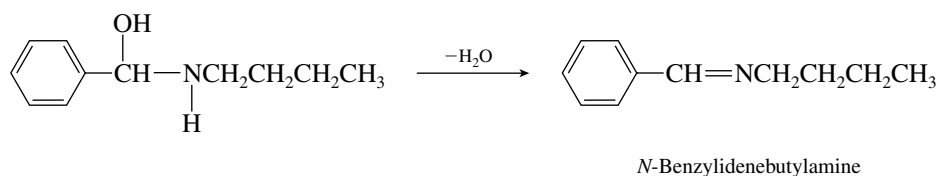
Hydrolysis to remove the protecting group completes the synthesis.



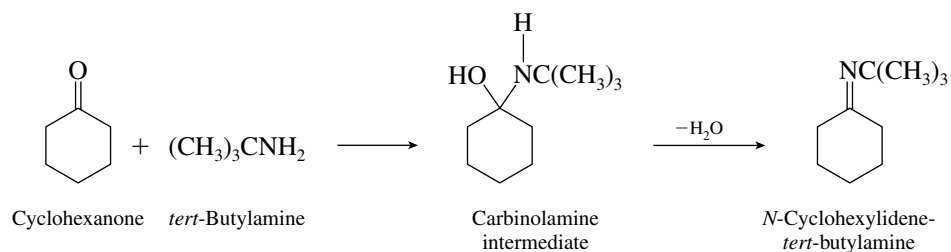
- 17.11 (b) Nucleophilic addition of butylamine to benzaldehyde gives the carbinolamine.



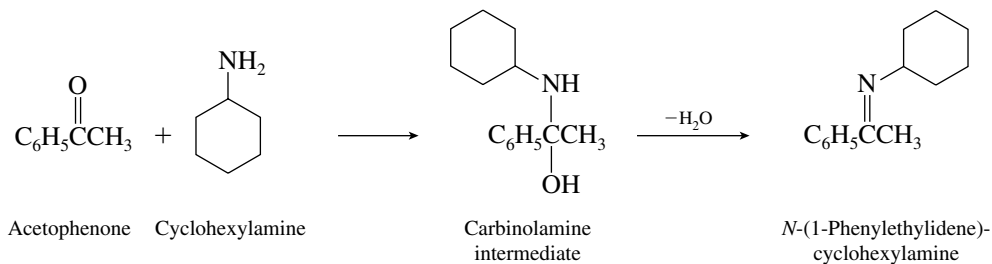
Dehydration of the carbinolamine produces the imine.



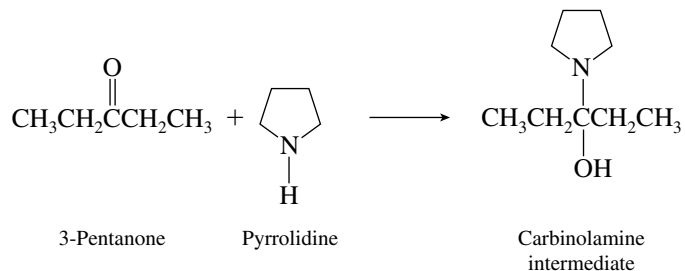
- (c) Cyclohexanone and *tert*-butylamine react according to the equation



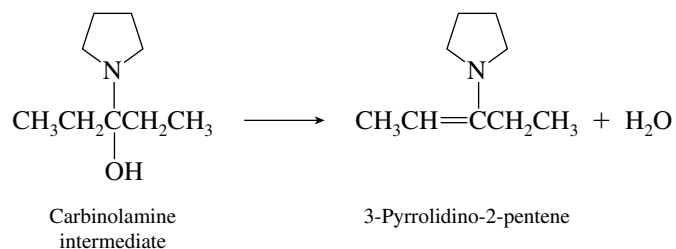
- (d)



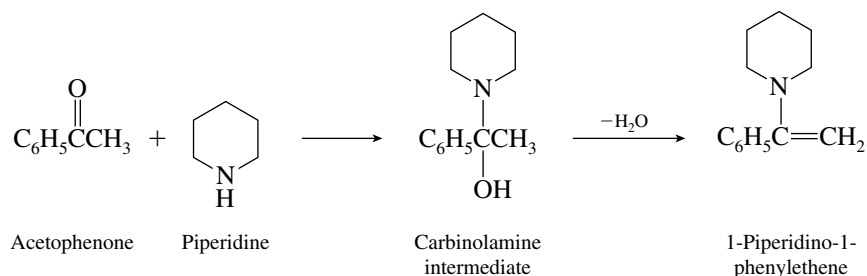
- 17.12 (b) Pyrrolidine, a secondary amine, adds to 3-pentanone to give a carbinolamine.



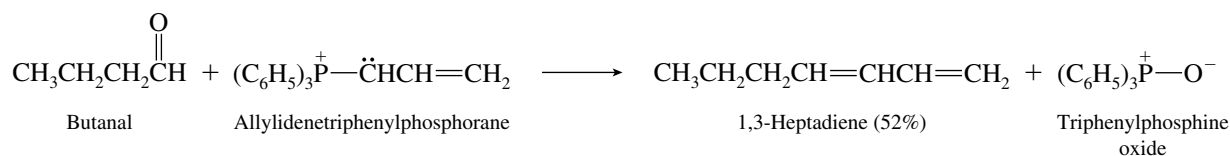
Dehydration produces the enamine.



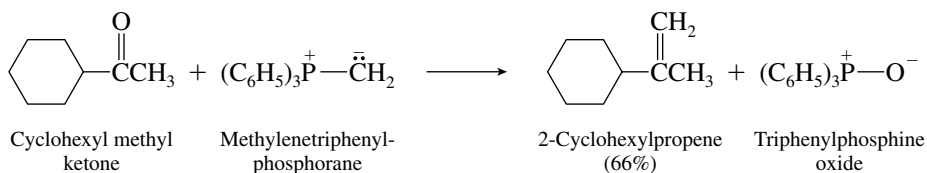
(c)



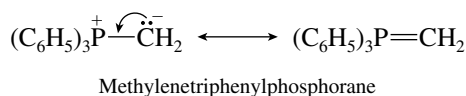
17.13 (b) Here we see an example of the Wittig reaction applied to diene synthesis by use of an ylide containing a carbon-carbon double bond.



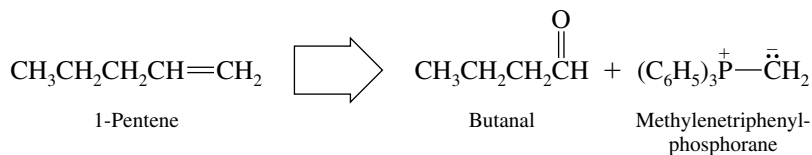
(c) Methylene transfer from methylenetriphenylphosphorane is one of the most commonly used Wittig reactions.



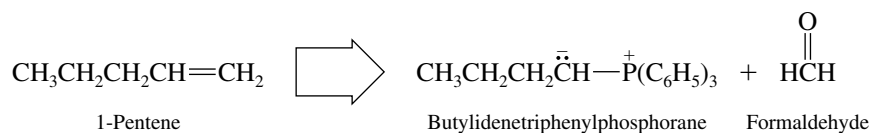
17.14 A second resonance structure can be written for a phosphorus ylide with a double bond between phosphorus and carbon. As a third-row element, phosphorus can have more than 8 electrons in its valence shell.



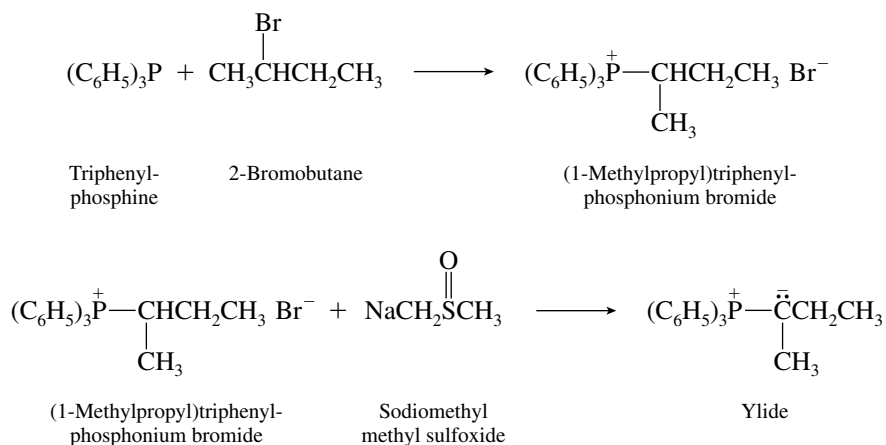
17.15 (b) Two Wittig reaction routes lead to 1-pentene. One is represented retrosynthetically by the disconnection



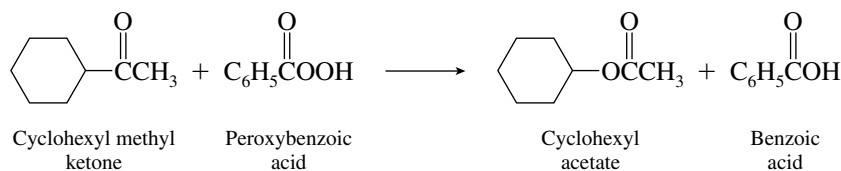
The other route is



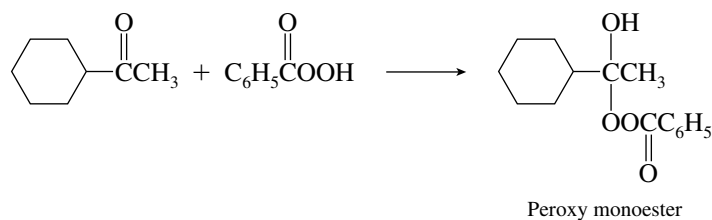
- 17.16 Ylides are prepared by the reaction of an alkyl halide with triphenylphosphine, followed by treatment with strong base. 2-Bromobutane is the alkyl halide needed in this case.



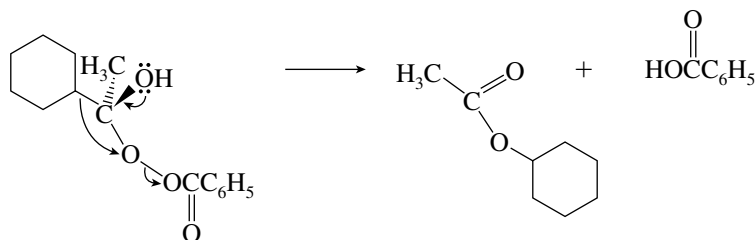
- 17.17 The overall reaction is



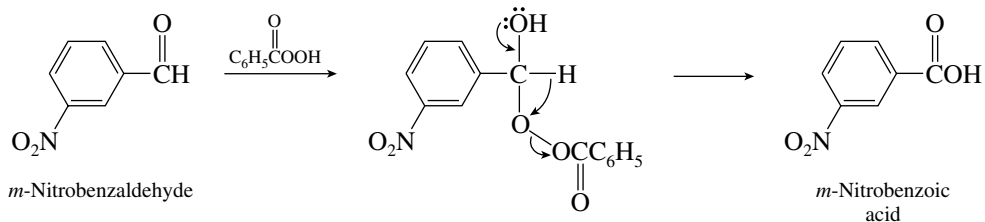
In the first step, the peroxy acid adds to the carbonyl group of the ketone to form a peroxy monoester of a *gem*-diol.



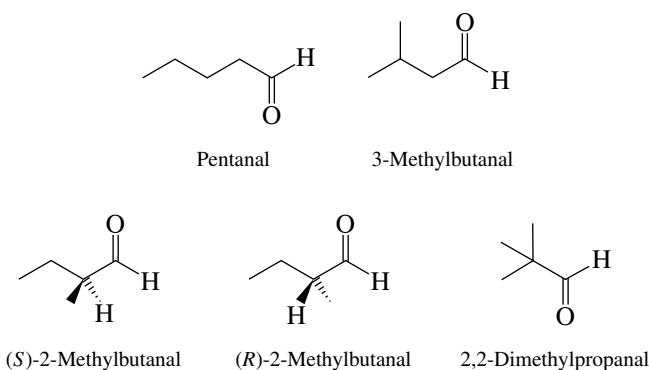
The intermediate then undergoes rearrangement. Alkyl group migration occurs at the same time as cleavage of the O—O bond of the peroxy ester. In general, the more substituted group migrates.



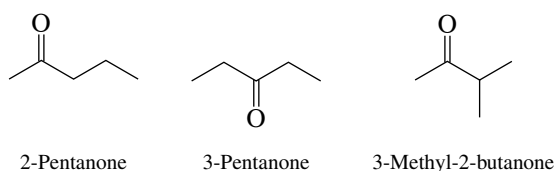
- 17.18 The formation of a carboxylic acid from Baeyer–Villiger oxidation of an aldehyde requires hydrogen migration.



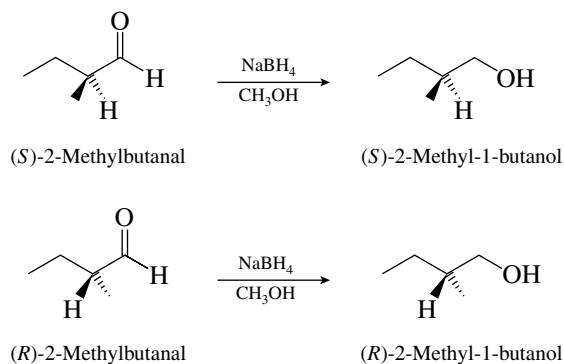
- 17.19 (a) First consider all the isomeric aldehydes of molecular formula $C_5H_{10}O$.



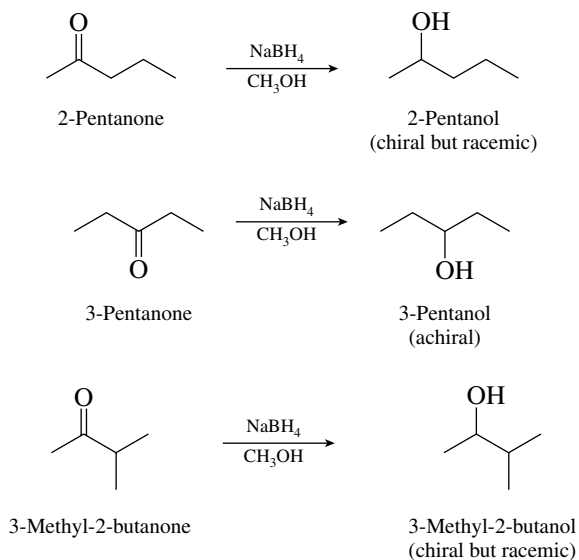
There are three isomeric ketones:



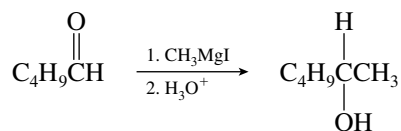
- (b) Reduction of an aldehyde to a primary alcohol does not introduce a stereogenic center into the molecule. The only aldehydes that yield chiral alcohols on reduction are therefore those that already contain a stereogenic center.



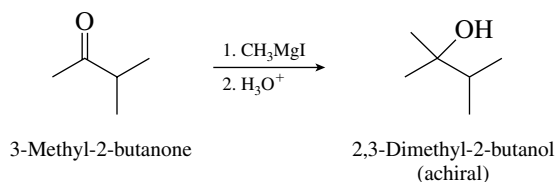
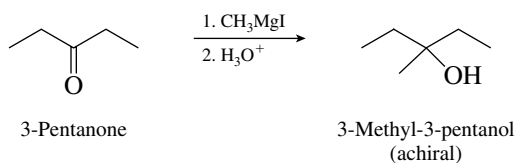
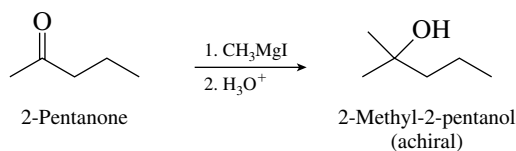
Among the ketones, 2-pentanone and 3-methyl-butanone are reduced to chiral alcohols.



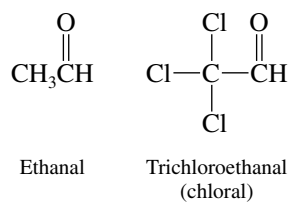
(c) All the aldehydes yield chiral alcohols on reaction with methylmagnesium iodide. Thus,



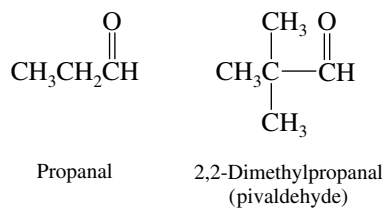
A stereogenic center is introduced in each case. None of the ketones yield chiral alcohols.



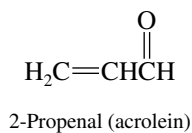
17.20 (a) Chloral is the trichloro derivative of ethanal (acetaldehyde).



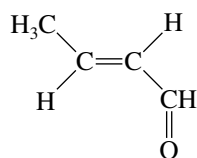
(b) Pivaldehyde has two methyl groups attached to C-2 of propanal.



(c) Acrolein has a double bond between C-2 and C-3 of a three-carbon aldehyde.

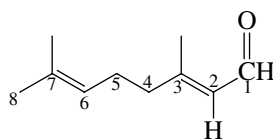


- (d) Crotonaldehyde has a trans double bond between C-2 and C-3 of a four-carbon aldehyde.



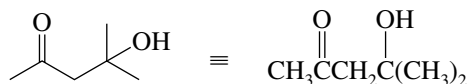
(*E*)-2-Butenal
(crotonaldehyde)

- (e) Citral has two double bonds: one between C-2 and C-3 and the other between C-6 and C-7. The one at C-2 has the *E* configuration. There are methyl substituents at C-3 and C-7.



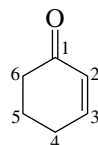
(*E*)-3,7-Dimethyl-2,6-octadienal
(citral)

- (f) Diacetone alcohol is



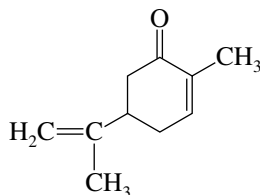
4-Hydroxy-4-methyl-
2-pentanone

- (g) The parent ketone is 2-cyclohexenone.



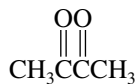
2-Cyclohexenone

Carvone has an isopropenyl group at C-5 and a methyl group at C-2.



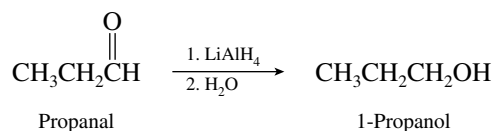
5-Isopropenyl-2-methyl-2-
cyclohexenone (carvone)

- (h) Biacetyl is 2,3-butanedione. It has a four-carbon chain that incorporates ketone carbonyls as C-2 and C-3.

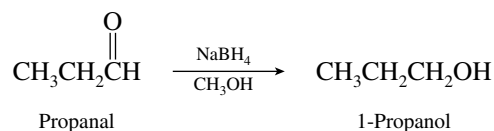


2,3-Butanedione
(biacetyl)

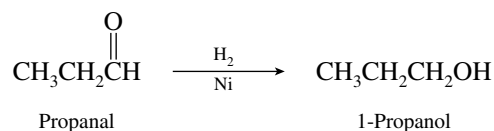
- 17.21 (a) Lithium aluminum hydride reduces aldehydes to primary alcohols.



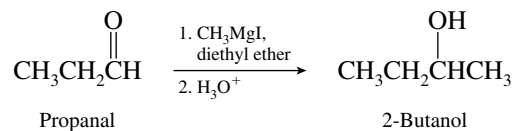
- (b) Sodium borohydride reduces aldehydes to primary alcohols.



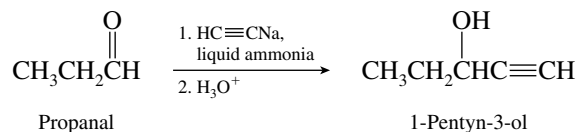
- (c) Aldehydes can be reduced to primary alcohols by catalytic hydrogenation.



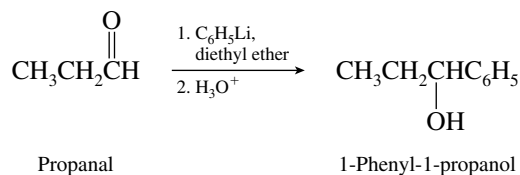
- (d) Aldehydes react with Grignard reagents to form secondary alcohols.



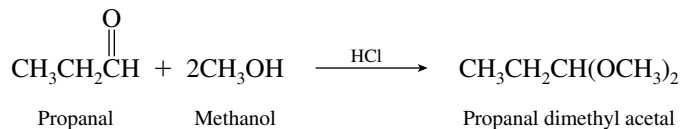
- (e) Sodium acetylide adds to the carbonyl group of propanal to give an acetylenic alcohol.



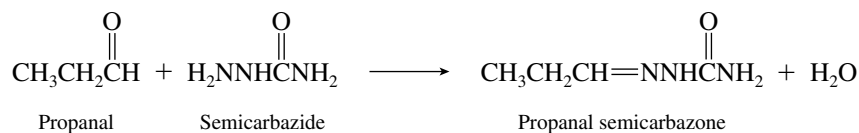
- (f) Alkyl- or aryllithium reagents react with aldehydes in much the same way that Grignard reagents do.



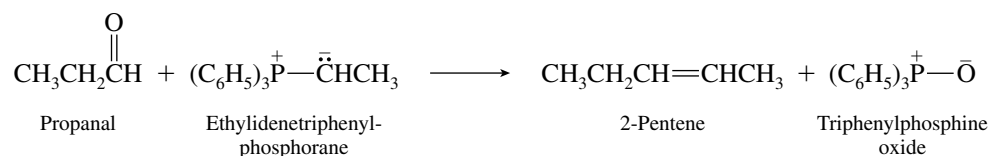
- (g) Aldehydes are converted to acetals on reaction with alcohols in the presence of an acid catalyst.



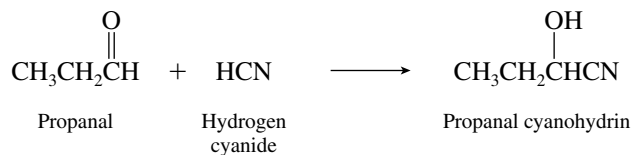
- (o) Semicarbazide converts aldehydes to the corresponding semicarbazone.



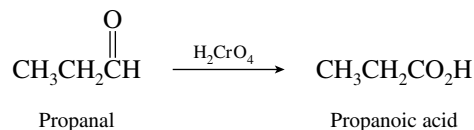
- (p) Phosphorus ylides convert aldehydes to alkenes by a Wittig reaction.



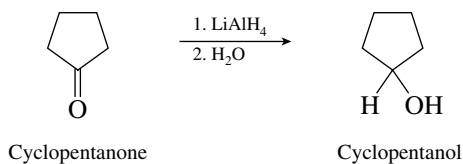
- (q) Acidification of solutions of sodium cyanide generates HCN, which reacts with aldehydes to form cyanohydrins.



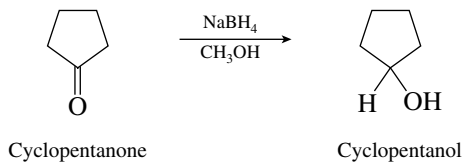
- (r) Chromic acid oxidizes aldehydes to carboxylic acids.



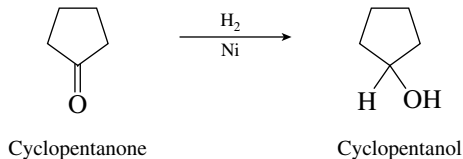
- 17.22 (a) Lithium aluminum hydride reduces ketones to secondary alcohols.



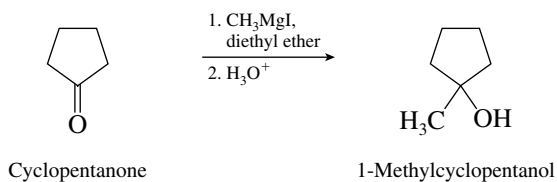
- (b) Sodium borohydride converts ketones to secondary alcohols.



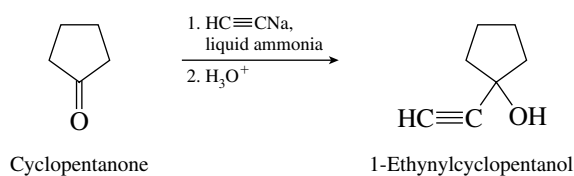
- (c) Catalytic hydrogenation of ketones yields secondary alcohols.



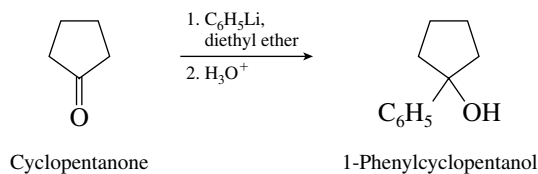
(d) Grignard reagents react with ketones to form tertiary alcohols.



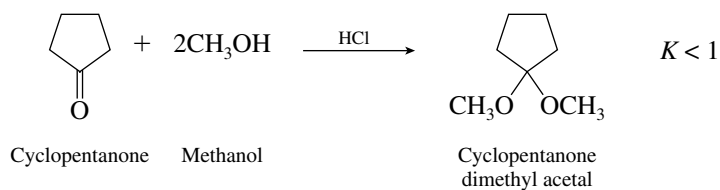
(e) Addition of sodium acetylide to cyclopentanone yields a tertiary acetylenic alcohol.



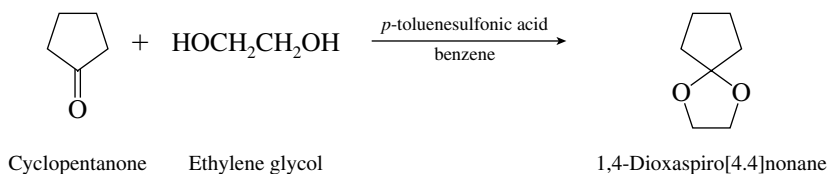
(f) Phenyllithium adds to the carbonyl group of cyclopentanone to yield 1-phenylcyclopentanol.



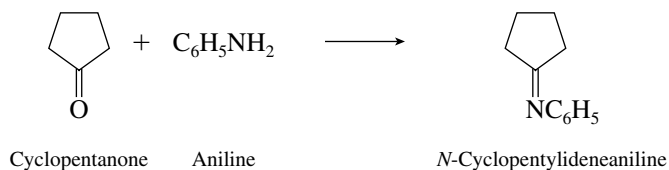
(g) The equilibrium constant for acetal formation from ketones is generally unfavorable.



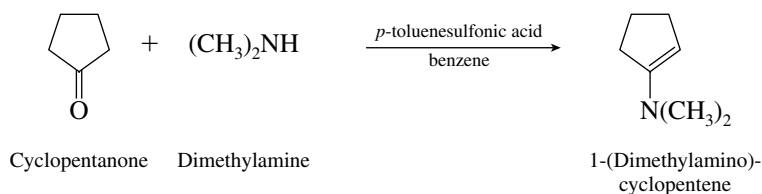
(h) Cyclic acetal formation is favored even for ketones.



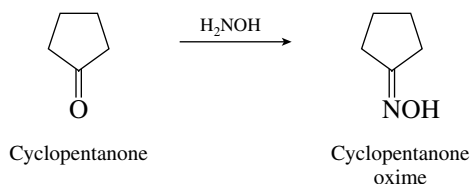
(i) Ketones react with primary amines to form imines.



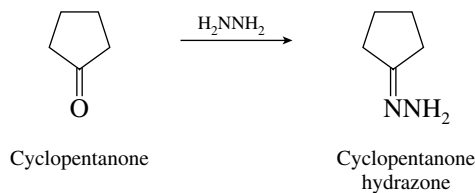
(j) Dimethylamine reacts with cyclopentanone to yield an enamine.



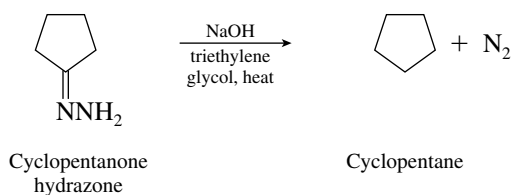
(k) An oxime is formed when cyclopentanone is treated with hydroxylamine.



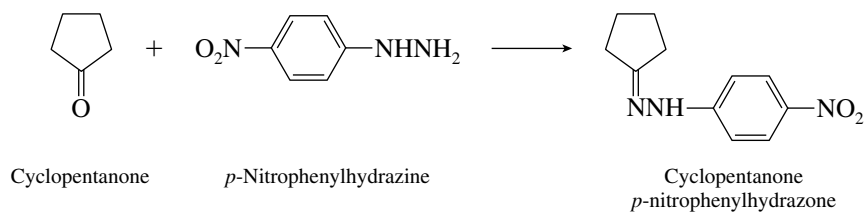
(l) Hydrazine reacts with cyclopentanone to form a hydrazone.



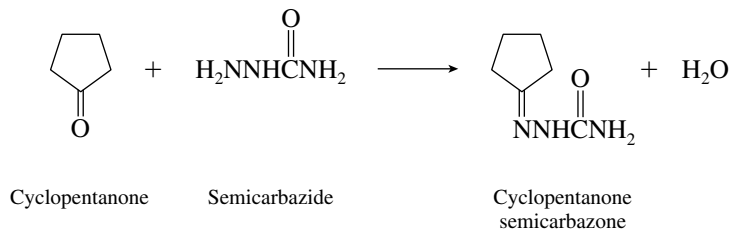
(m) Heating a hydrazone in base with a high-boiling alcohol as solvent converts it to an alkane.



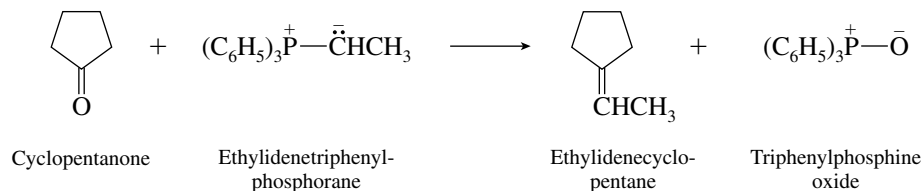
(n) A *p*-nitrophenylhydrazone is formed.



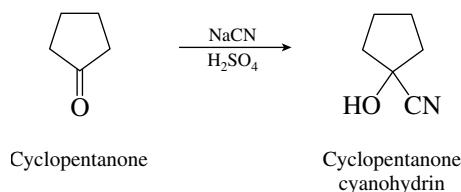
(o) Cyclopentanone is converted to a semicarbazone on reaction with semicarbazide.



(p) A Wittig reaction takes place, forming ethylenecyclopentane.

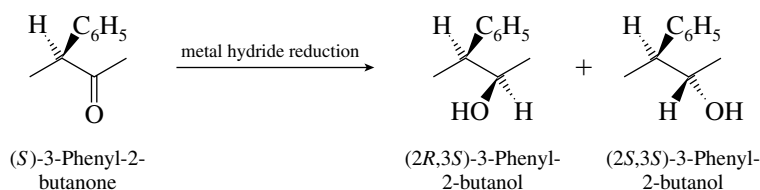


(q) Cyanohydrin formation takes place.



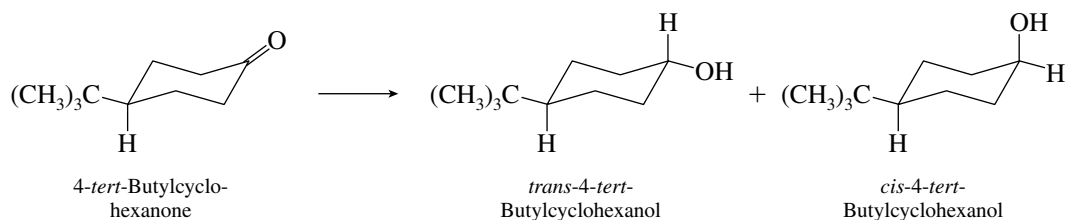
(r) Cyclopentanone is not oxidized readily with chromic acid.

17.23 (a) The first step in analyzing this problem is to write the structure of the starting ketone in stereochemical detail.



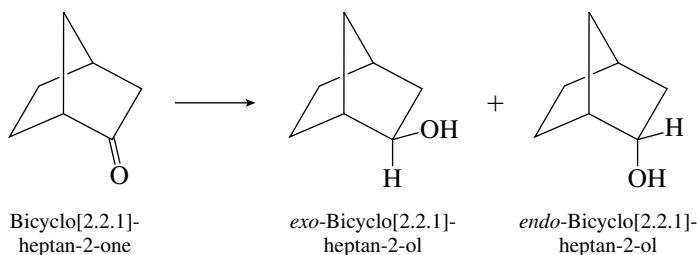
Reduction of the ketone introduces a new stereogenic center, which may have either the *R* or the *S* configuration; the configuration of the original stereogenic center is unaffected. In practice the *2R,3S* diastereomer is observed to form in greater amounts than the *2S,3S* (ratio 2.5:1 for LiAlH_4 reduction).

(b) Reduction of the ketone can yield either *cis*- or *trans*-4-*tert*-butylcyclohexanol.



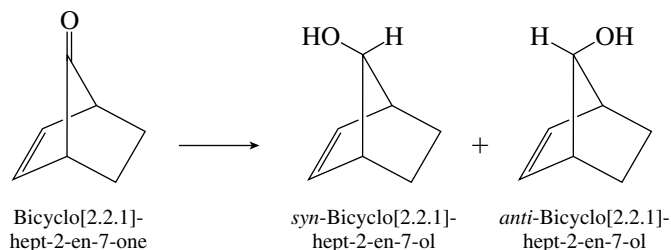
It has been observed that the major product obtained on reduction with either lithium aluminum hydride or sodium borohydride is the *trans* alcohol (*trans/cis* \approx 9:1).

(c) The two reduction products are the *exo* and *endo* alcohols.



The major product is observed to be the *endo* alcohol (*endo/exo* 9:1) for reduction with NaBH_4 or LiAlH_4 . The stereoselectivity observed in this reaction is due to decreased steric hindrance to attack of the hydride reagent from the *exo* face of the molecule, giving rise to the *endo* alcohol.

- (d) The hydroxyl group may be on the same side as the double bond or on the opposite side.

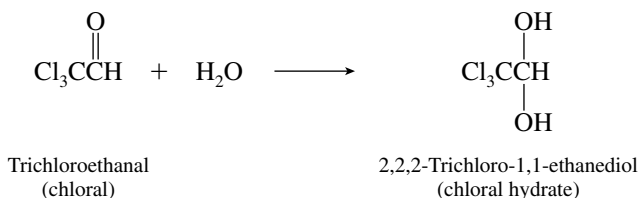


The anti alcohol is observed to be formed in greater amounts (85:15) on reduction of the ketone with LiAlH_4 . Steric factors governing attack of the hydride reagent again explain the major product observed.

- 17.24 (a) Aldehydes undergo nucleophilic addition faster than ketones. Steric crowding in the rate-determining step of the ketone reaction raises the energy of the transition state, giving rise to a slower rate of reaction. Thus benzaldehyde is reduced by sodium borohydride more rapidly than is acetophenone. The measured relative rates are

$$k_{\text{rel}} = \frac{\text{C}_6\text{H}_5\text{CHO}}{\text{C}_6\text{H}_5\text{COCH}_3} = 440$$

- (b) The presence of an electronegative substituent on the α -carbon atom causes a dramatic increase in K_{hydr} . Trichloroethanal (chloral) is almost completely converted to its geminal diol (chloral hydrate) in aqueous solution.

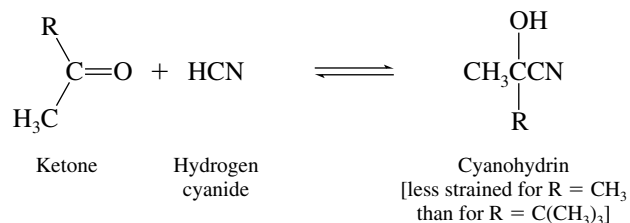


Electron-withdrawing groups such as Cl_3C destabilize carbonyl groups to which they are attached and make the energy change favoring the products of nucleophilic addition more favorable.

$$K_{\text{rel}} = \frac{\text{Cl}_3\text{CCHO}}{\text{CH}_3\text{CHO}} \approx 20,000$$

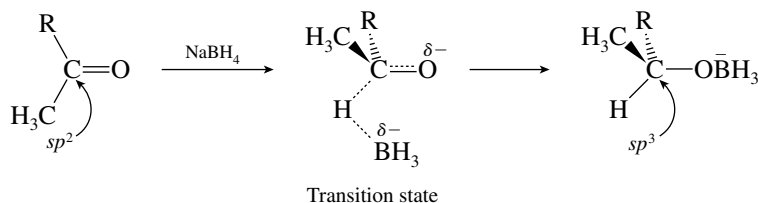
- (c) Recall that the equilibrium constants for nucleophilic addition to carbonyl groups are governed by a combination of electronic effects and steric effects. Electronically there is little difference between acetone and 3,3-dimethyl-2-butanone, but sterically there is a significant difference. The cyanohydrin products are more crowded than the starting ketones, and so the

bulkier the alkyl groups that are attached to the carbonyl, the more strained and less stable will be the cyanohydrin.



$$K_{\text{rel}} = \frac{\text{CH}_3\overset{\text{O}}{\parallel}\text{CCH}_3}{\text{CH}_3\overset{\text{O}}{\parallel}\text{C}(\text{CH}_3)_3} = 40$$

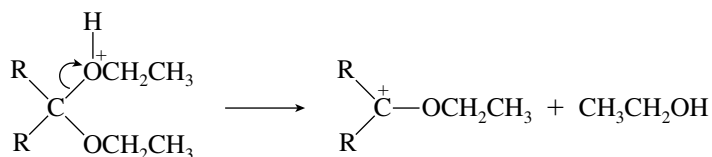
- (d) Steric effects influence the rate of nucleophilic addition to these two ketones. Carbon is on its way from tricoordinate to tetracoordinate at the transition state, and alkyl groups are forced closer together than they are in the ketone.



The transition state is of lower energy when R is smaller. Acetone (for which R is methyl) is reduced faster than 3,3-dimethyl-2-butanone (where R is *tert*-butyl).

$$k_{\text{rel}} = \frac{\text{CH}_3\overset{\text{O}}{\parallel}\text{CCH}_3}{\text{CH}_3\overset{\text{O}}{\parallel}\text{C}(\text{CH}_3)_3} = 12$$

- (e) In this problem we examine the rate of hydrolysis of acetals to the corresponding ketone or aldehyde. The rate-determining step is carbocation formation.

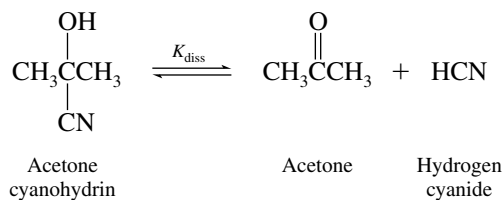


Hybridization at carbon changes from sp^3 to sp^2 ; crowding at this carbon is relieved as the carbocation is formed. The more crowded acetal (R = CH₃) forms a carbocation faster than the less crowded one (R = H). Another factor of even greater importance is the extent of

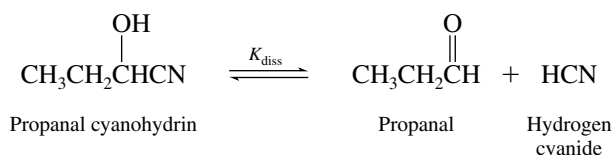
stabilization of the carbocation intermediate; the more stable carbocation ($R = \text{CH}_3$) is formed faster than the less stable one ($R = \text{H}$).

$$k_{\text{rel}} = \frac{(\text{CH}_3)_2\text{C}(\text{OCH}_2\text{CH}_3)_2}{\text{CH}_2(\text{OCH}_2\text{CH}_3)_2} = 1.8 \times 10^7$$

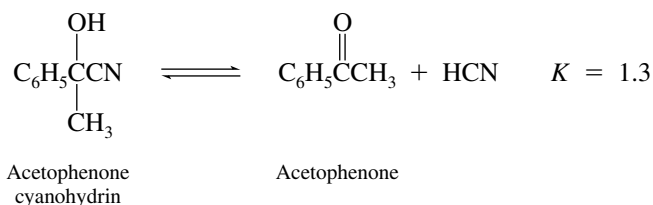
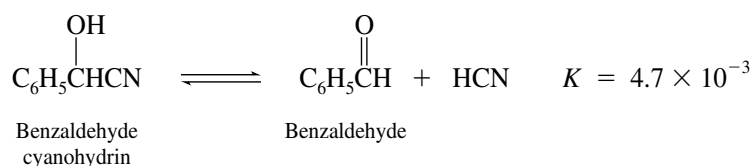
- 17.25 (a) The reaction as written is the reverse of cyanohydrin formation, and the principles that govern equilibria in nucleophilic addition to carbonyl groups apply in reverse order to the dissociation of cyanohydrins to aldehydes and ketones. Cyanohydrins of ketones dissociate more at equilibrium than do cyanohydrins of aldehydes. More strain due to crowding is relieved when a ketone cyanohydrin dissociates and a more stabilized carbonyl group is formed. The equilibrium constant K_{diss} is larger for



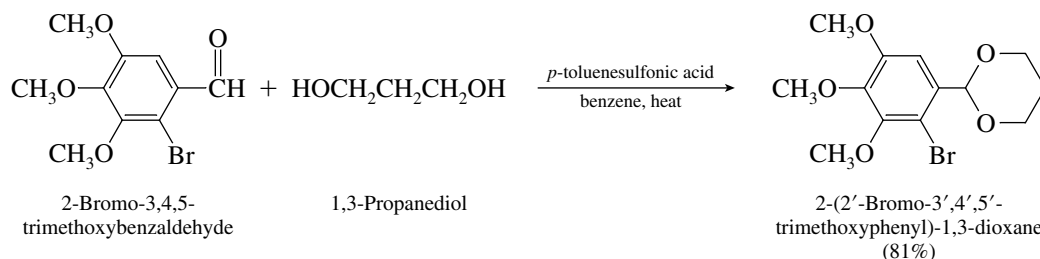
than it is for



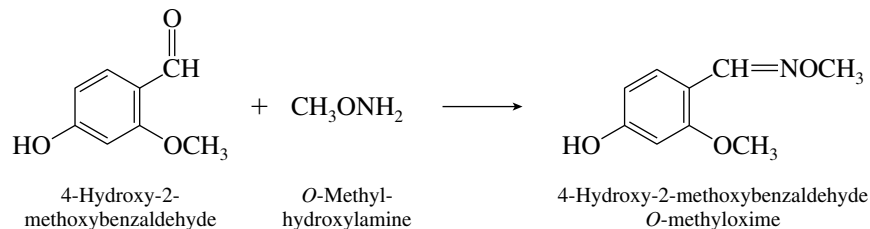
- (b) Cyanohydrins of ketones have a more favorable equilibrium constant for dissociation than do cyanohydrins of aldehydes. Crowding is relieved to a greater extent when a ketone cyanohydrin dissociates and a more stable carbonyl group is formed. The measured dissociation constants are



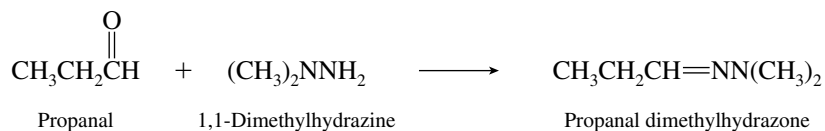
- 17.26 (a) The reaction of an aldehyde with 1,3-propanediol in the presence of *p*-toluenesulfonic acid forms a cyclic acetal.



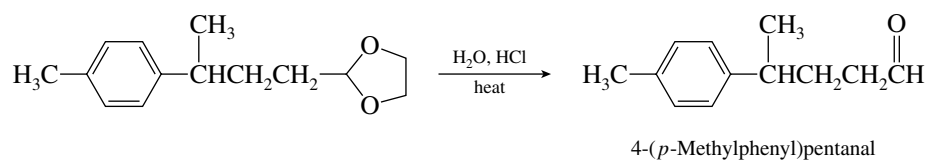
- (b) The reagent CH_3ONH_2 is called *O*-methylhydroxylamine, and it reacts with aldehydes in a manner similar to hydroxylamine.



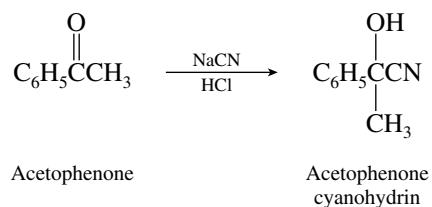
- (c) Propanal reacts with 1,1-dimethylhydrazine to yield the corresponding hydrazone.



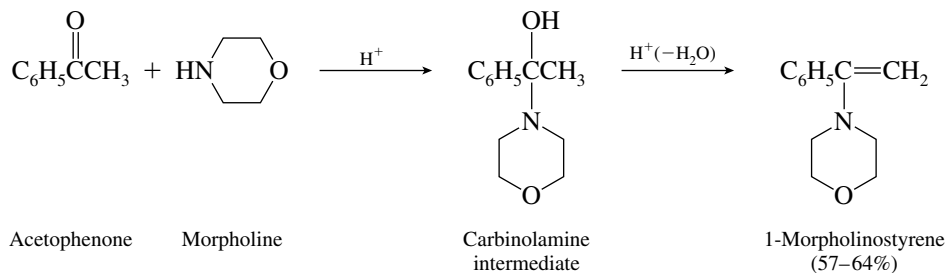
- (d) Acid-catalyzed hydrolysis of the acetal gives the aldehyde in 87% yield.



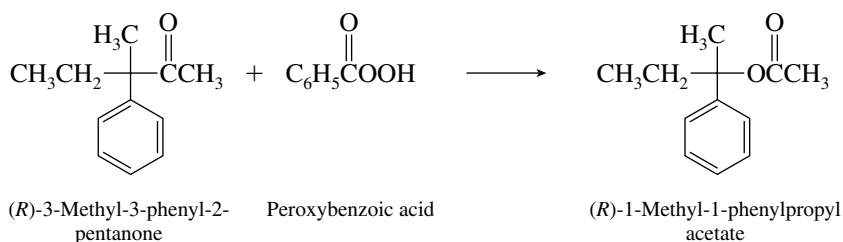
- (e) Hydrogen cyanide adds to carbonyl groups to form cyanohydrins.



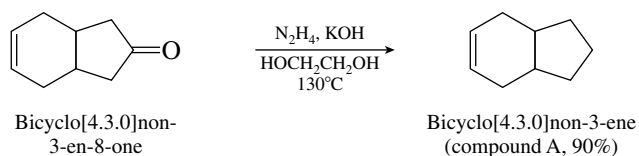
- (f) The reagent is a secondary amine known as **morpholine**. Secondary amines react with ketones to give enamines.



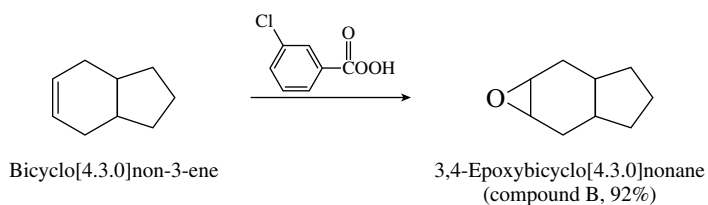
- (g) Migration of the alkyl group in a Baeyer–Villiger oxidation occurs with retention of configuration.



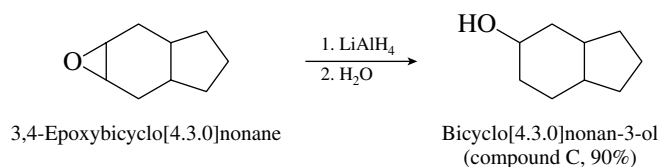
17.27 Wolff–Kishner reduction converts a carbonyl group (C=O) to a methylene group (CH₂).



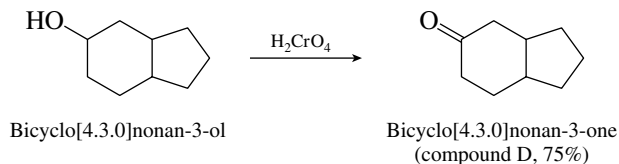
Treatment of the alkene with *m*-chloroperoxybenzoic acid produces an epoxide, compound B.



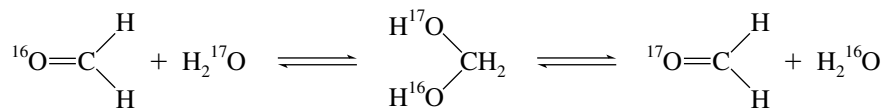
Epoxides undergo reduction with lithium aluminum hydride to form alcohols (Section 16.12).



Chromic acid oxidizes the alcohol to a ketone.

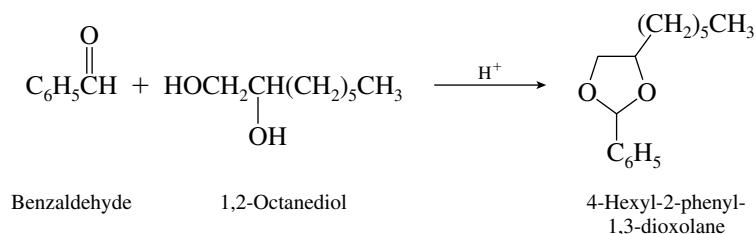


17.28 Hydration of formaldehyde by H₂¹⁷O produces a *gem*-diol in which the labeled and unlabeled hydroxyl groups are equivalent. When this *gem*-diol reverts to formaldehyde, loss of either of the hydroxyl groups is equally likely and leads to eventual replacement of the mass-16 isotope of oxygen by ¹⁷O.

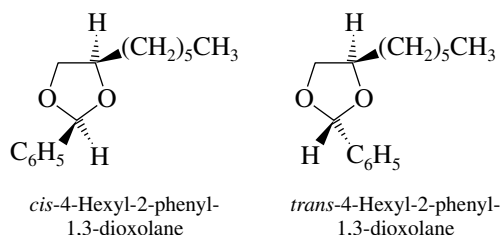


This reaction has been monitored by ¹⁷O NMR spectroscopy; ¹⁷O gives an NMR signal, but ¹⁶O does not.

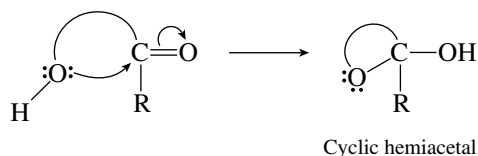
17.29 First write out the chemical equation for the reaction that takes place. Vicinal diols (1,2-diols) react with aldehydes to give cyclic acetals.



Notice that the phenyl and hexyl substituents may be either cis or trans to each other. The two products are the cis and trans stereoisomers.

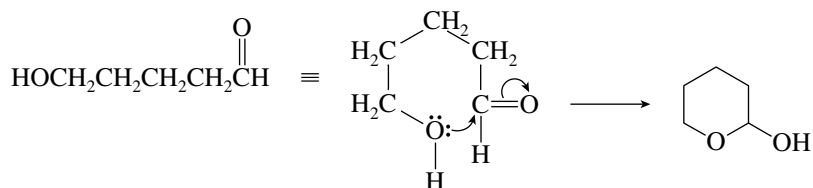


- 17.30** Cyclic hemiacetals are formed by intramolecular nucleophilic addition of a hydroxyl group to a carbonyl.



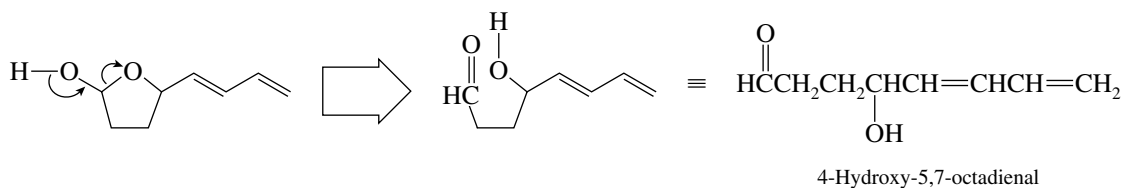
The ring oxygen is derived from the hydroxyl group; the carbonyl oxygen becomes the hydroxyl oxygen of the hemiacetal.

- (a) This compound is the cyclic hemiacetal of 5-hydroxypentanal.



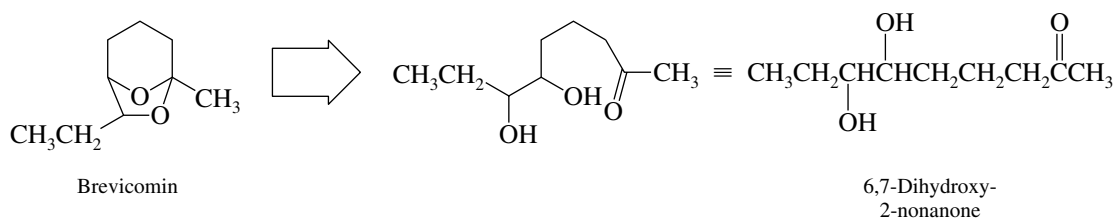
Indeed, 5-hydroxypentanal seems to exist entirely as the cyclic hemiacetal. Its infrared spectrum lacks absorption in the carbonyl region.

- (b) The carbon connected to two oxygens is the one that is derived from the carbonyl group. Using retrosynthetic symbolism, disconnect the ring oxygen from this carbon.

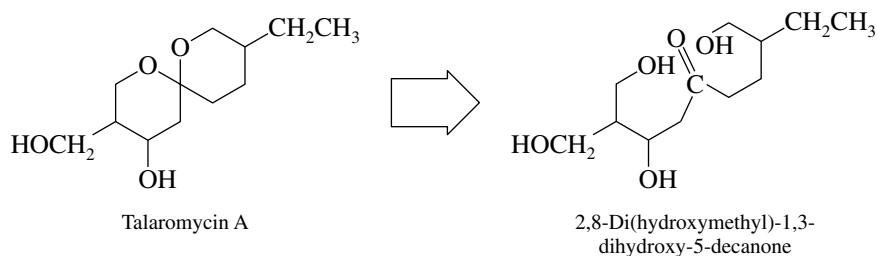


The next two compounds are cyclic acetals. The original carbonyl group is identifiable as the one that bears two oxygen substituents, which originate as hydroxyl oxygens of a diol.

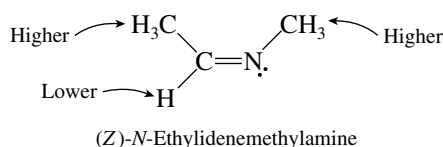
- (c)



(d)

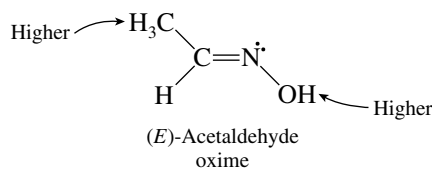


- 17.31 (a) The *Z* stereoisomer of $\text{CH}_3\text{CH}=\text{NCH}_3$ has its higher ranked substituents on the same side of the double bond,

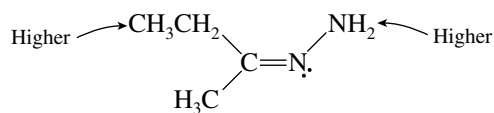


The lone pair of nitrogen is lower in rank than any other substituent.

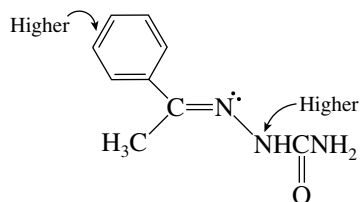
- (b) Higher ranked groups are on opposite sides of the carbon–nitrogen double bond in the *E* oxime of acetaldehyde.



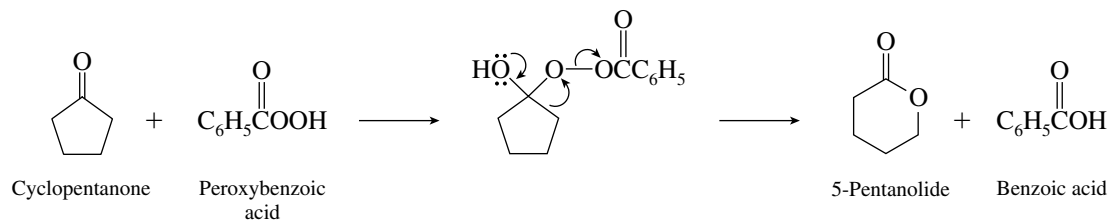
- (c) (*Z*)-2-Butanone hydrazone is



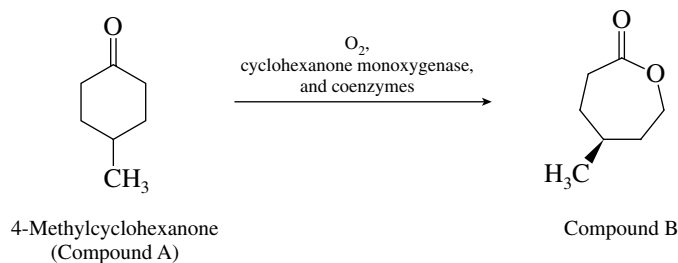
- (d) (*E*)-Acetophenone semicarbazone is



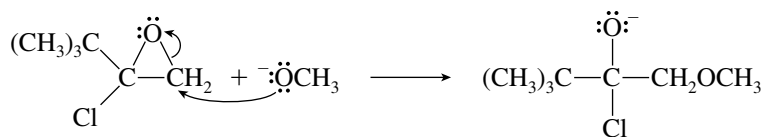
- 17.32 Cyclopentanone reacts with peroxybenzoic acid to form a peroxy monoester. The alkyl group that migrates is the ring itself, leading to formation of a six-membered lactone.



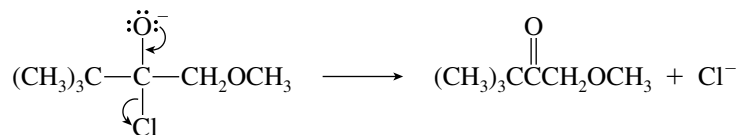
- 17.33 (a) The bacterial enzyme cyclohexanone monooxygenase was described in Section 17.16 as able to catalyze a biological Baeyer–Villiger reaction. Compound A is 4-methylcyclohexanone.



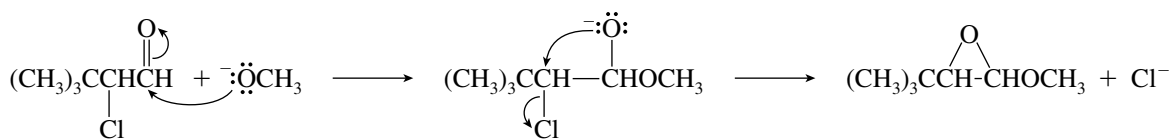
- (b) The product of Baeyer–Villiger oxidation of 4-methylcyclohexanone with peroxyacetic acid would be the racemic cyclic ester (lactone), not the single enantiomer shown in part (a) from the enzyme-catalyzed oxidation.
- 17.34 (a) Nucleophilic ring opening of the epoxide occurs by attack of methoxide at the less hindered carbon.



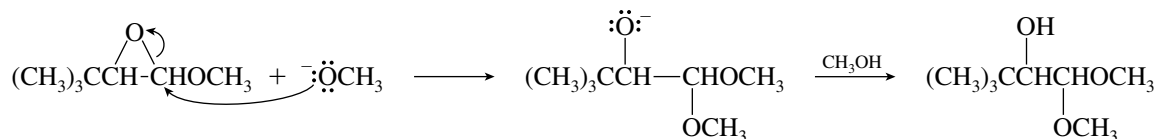
The anion formed in this step loses a chloride ion to form the carbon–oxygen double bond of the product.



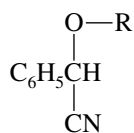
- (b) Nucleophilic addition of methoxide ion to the aldehyde carbonyl generates an oxyanion, which can close to an epoxide by an intramolecular nucleophilic substitution reaction.



The epoxide formed in this process then undergoes nucleophilic ring opening on attack by a second methoxide ion.

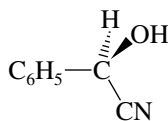


- 17.35 Amygdalin is a derivative of the cyanohydrin formed from benzaldehyde; thus the structure (without stereochemistry) is



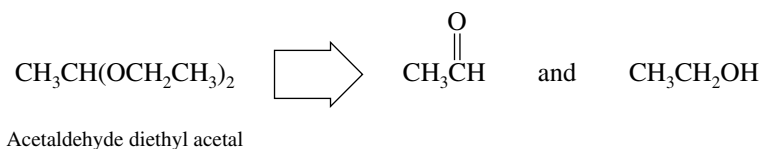
R = H, benzaldehyde
cyanohydrin

The order of decreasing sequence rule precedence is $\text{HO} > \text{CN} > \text{C}_6\text{H}_5 > \text{H}$. The groups are arranged in a clockwise orientation in order of decreasing precedence in the *R* enantiomer.

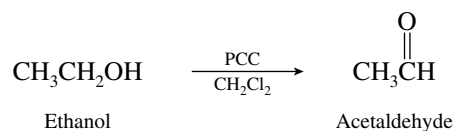


(*R*)-Benzaldehyde
cyanohydrin

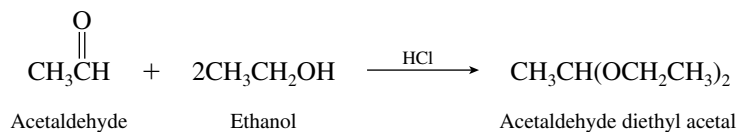
- 17.36 (a) The target molecule is the diethyl acetal of acetaldehyde (ethanal).



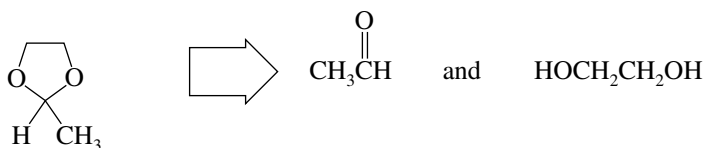
Acetaldehyde may be prepared by oxidation of ethanol.



Reaction with ethanol in the presence of hydrogen chloride yields the desired acetal.

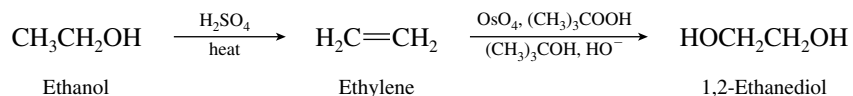


- (b) In this case the target molecule is a cyclic acetal of acetaldehyde.

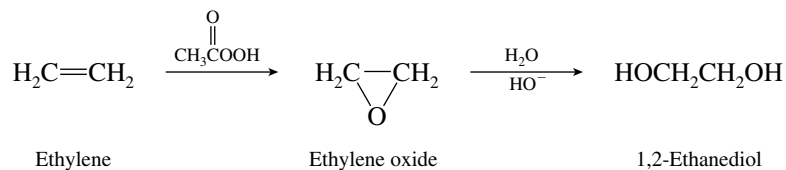


2-Methyl-1,3-dioxolane

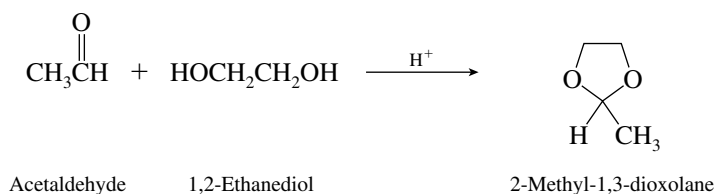
Acetaldehyde has been prepared in part (a). Recalling that vicinal diols are available from the hydroxylation of alkenes, 1,2-ethanediol may be prepared by the sequence



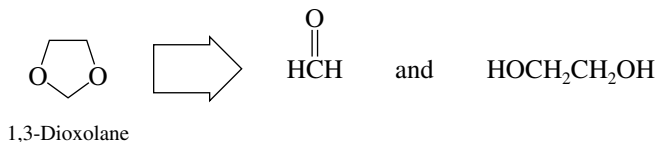
Hydrolysis of ethylene oxide is also reasonable.



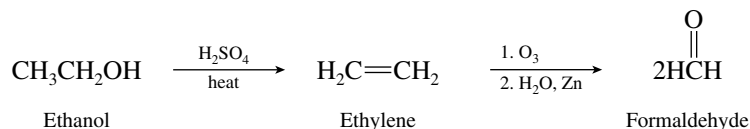
Reaction of acetaldehyde with 1,2-ethanediol yields the cyclic acetal.



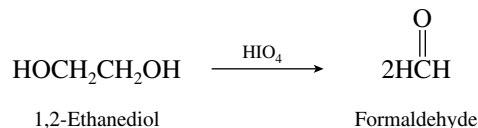
(c) The target molecule is, in this case, the cyclic acetal of 1,2-ethanediol and formaldehyde.



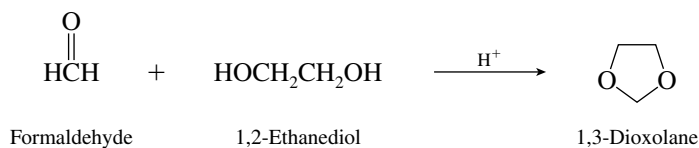
The preparation of 1,2-ethanediol was described in part (b). One method of preparing formaldehyde is by ozonolysis of ethylene.



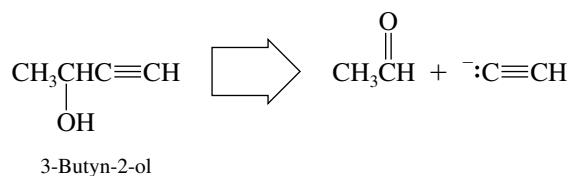
Another method is periodate cleavage of 1,2-ethanediol.



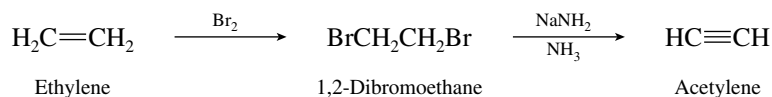
Cyclic acetal formation is then carried out in the usual way.



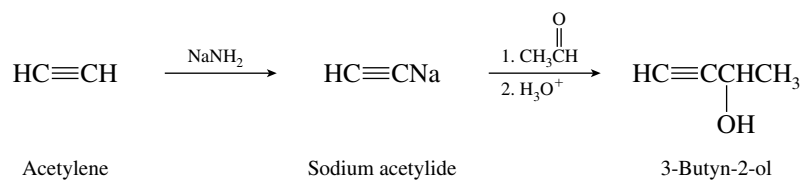
(d) Acetylenic alcohols are best prepared from carbonyl compounds and acetylide anions.



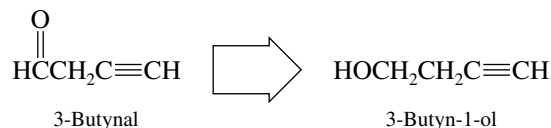
Acetaldehyde is available as in part (a). Alkynes such as acetylene are available from the corresponding alkene by bromination followed by double dehydrobromination. Using ethylene, prepared in part (b), the sequence becomes



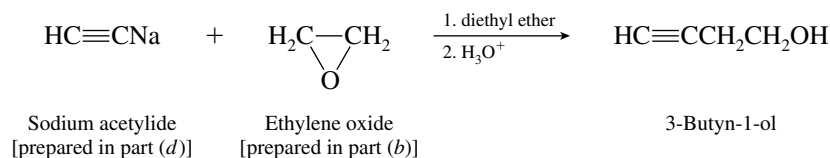
Then



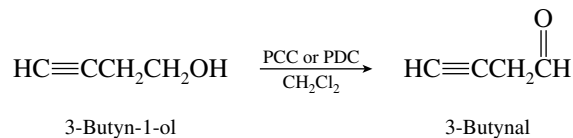
(e) The target aldehyde may be prepared from the corresponding alcohol.



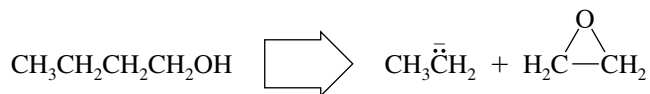
The best route to this alcohol is through reaction of an acetylide ion with ethylene oxide.



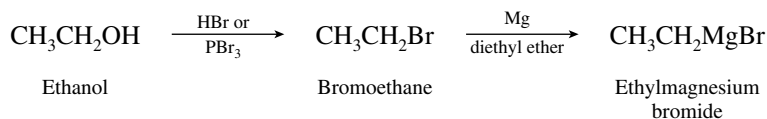
Oxidation with PCC or PDC is appropriate for the final step.



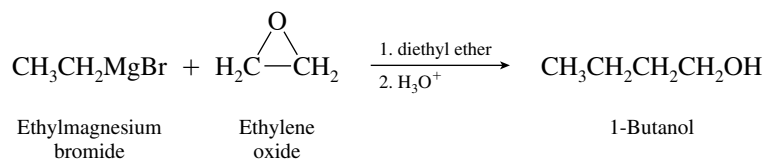
(f) The target molecule has four carbon atoms, suggesting a route involving reaction of an ethyl Grignard reagent with ethylene oxide.



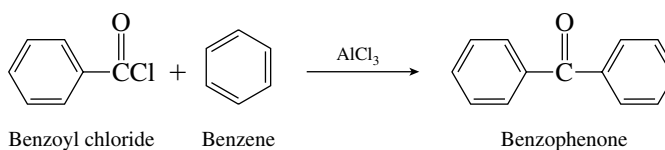
Ethylmagnesium bromide is prepared in the usual way.



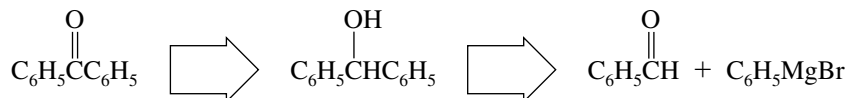
Reaction of the Grignard reagent with ethylene oxide, prepared in part (b), completes the synthesis.



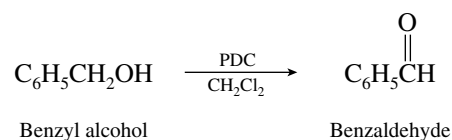
- 17.37 (a) Friedel–Crafts acylation of benzene with benzoyl chloride is a direct route to benzophenone.



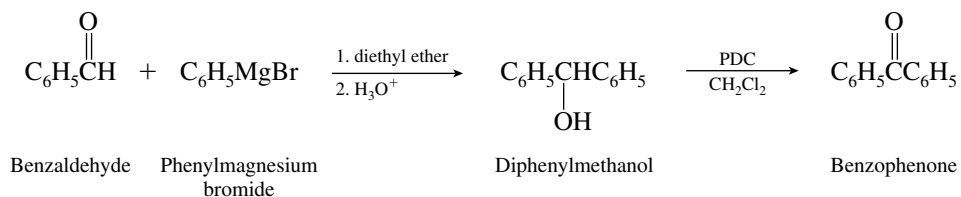
- (b) On analyzing the overall transformation retrosynthetically, we see that the target molecule may be prepared by a Grignard synthesis followed by oxidation of the alcohol formed.



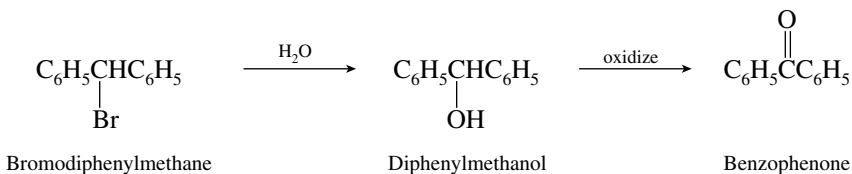
In the desired synthesis, benzyl alcohol must first be oxidized to benzaldehyde.



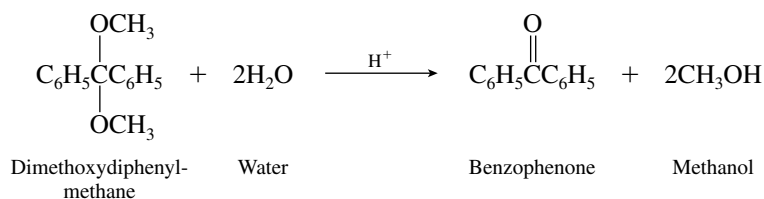
Reaction of benzaldehyde with the Grignard reagent of bromobenzene followed by oxidation of the resulting secondary alcohol gives benzophenone.



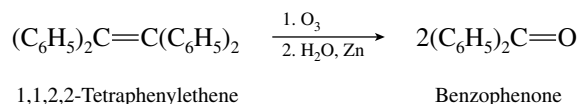
- (c) Hydrolysis of bromodiphenylmethane yields the corresponding alcohol, which can be oxidized to benzophenone as in part (b).



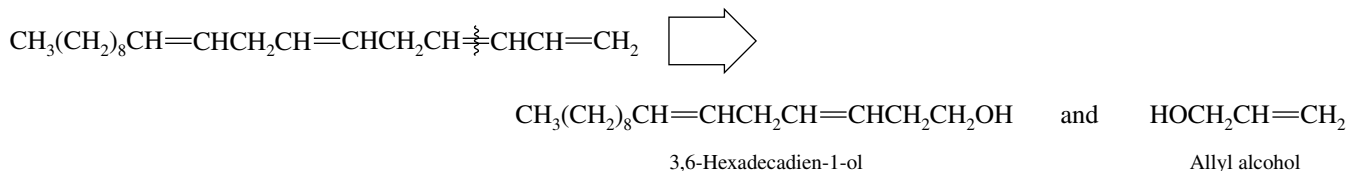
- (d) The starting material is the dimethyl acetal of benzophenone. All that is required is acid-catalyzed hydrolysis.



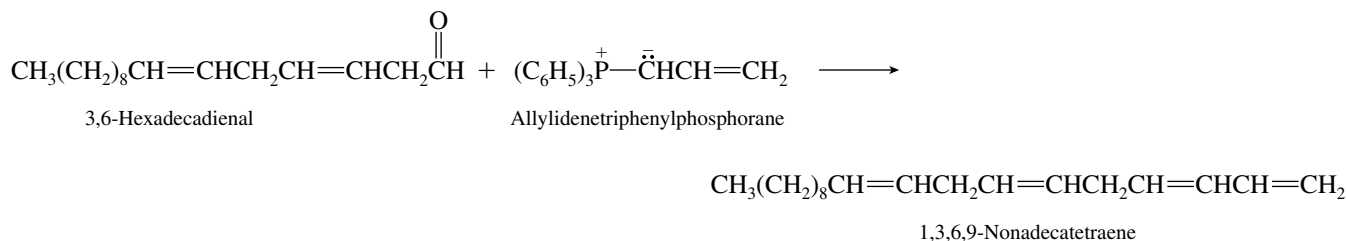
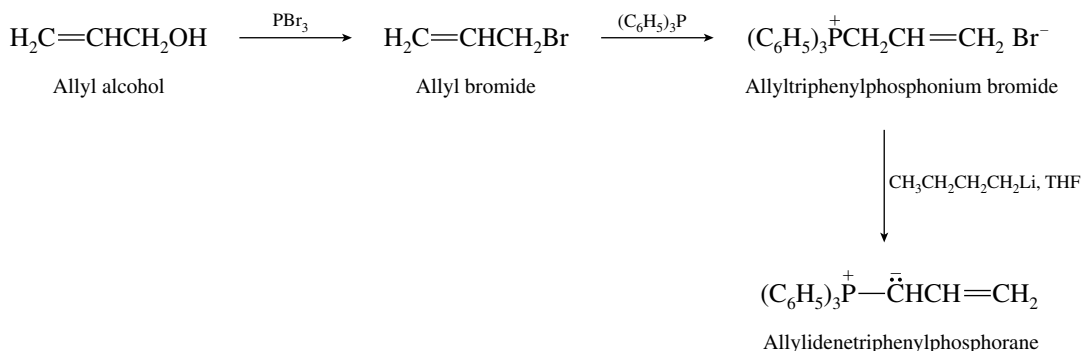
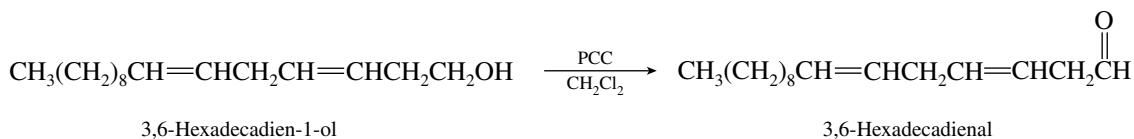
(e) Oxidative cleavage of the alkene yields benzophenone. Ozonolysis may be used.



17.38 The two alcohols given as starting materials contain all the carbon atoms of the desired product.

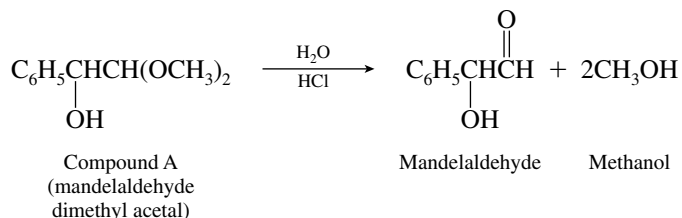


What is needed is to attach the two groups together so that the two primary alcohol carbons become doubly bonded to each other. This can be accomplished by using a Wittig reaction as the key step.

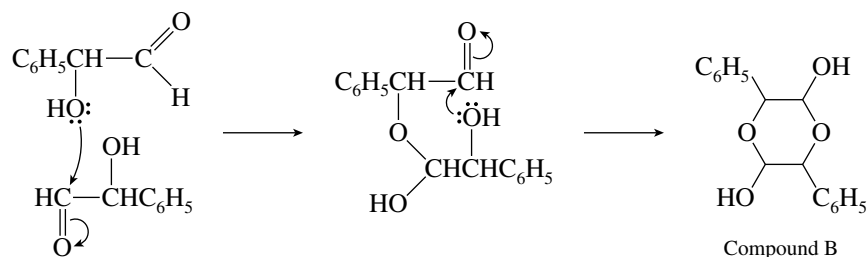


Alternatively, allyl alcohol could be oxidized to $\text{CH}_2=\text{CHCHO}$ for subsequent reaction with the ylide derived from $\text{CH}_3(\text{CH}_2)_8\text{CH}=\text{CHCH}_2\text{CH}=\text{CHCH}_2\text{CH}_2\text{OH}$ via its bromide and triphenylphosphonium salt.

17.39 The expected course of the reaction would be hydrolysis of the acetal to the corresponding aldehyde.

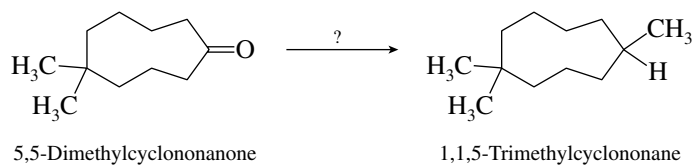


The molecular formula of the observed product (compound B, $C_{16}H_{16}O_4$) is exactly twice that of mandelaldehyde. This suggests that it might be a dimer of mandelaldehyde resulting from hemiacetal formation between the hydroxyl group of one mandelaldehyde molecule and the carbonyl group of another.

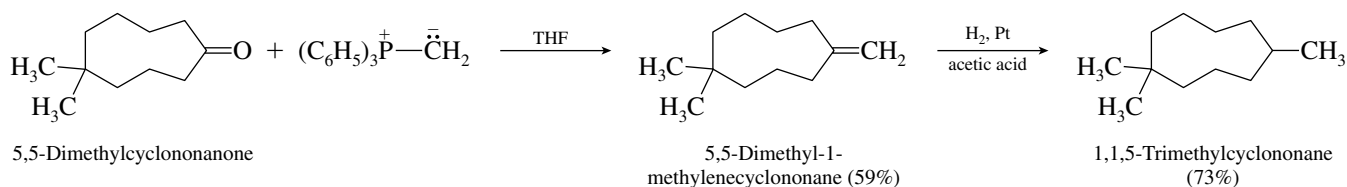


Because compound B lacks carbonyl absorption in its infrared spectrum, the cyclic structure is indicated.

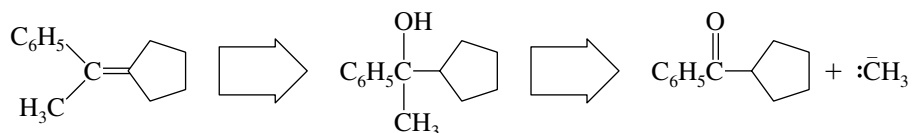
- 17.40 (a) Recalling that alkanes may be prepared by hydrogenation of the appropriate alkene, a synthesis of the desired product becomes apparent. What is needed is to convert $-C=O$ into $-C=CH_2$; a Wittig reaction is appropriate.



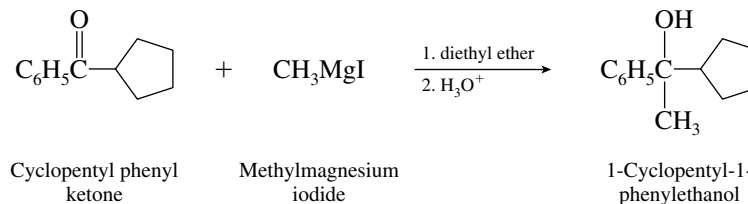
The two-step procedure that was followed used a Wittig reaction to form the carbon-carbon bond, then catalytic hydrogenation of the resulting alkene.



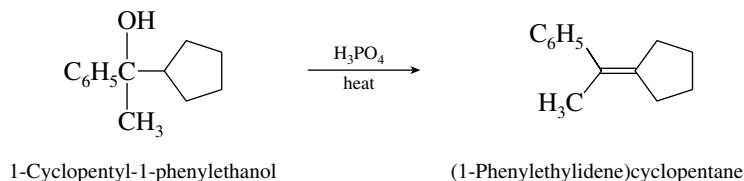
- (b) In putting together the carbon skeleton of the target molecule, a methyl group has to be added to the original carbonyl carbon.



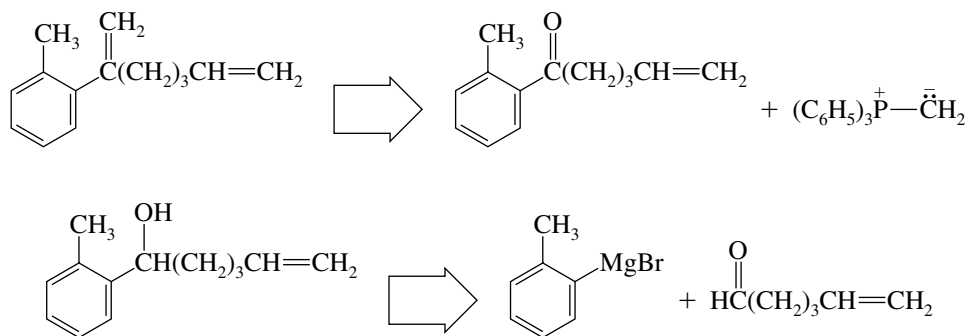
The logical way to do this is by way of a Grignard reagent.



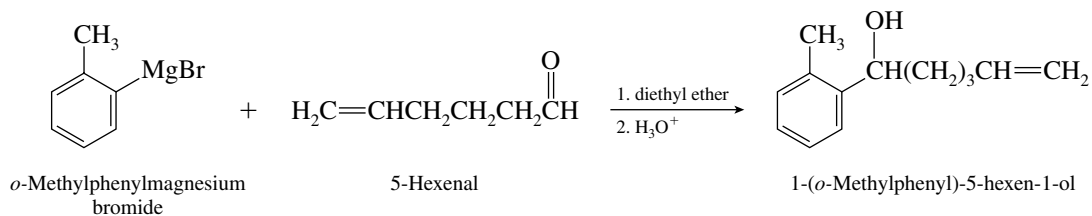
Acid-catalyzed dehydration yields the more highly substituted alkene, the desired product, in accordance with the Zaitsev rule.



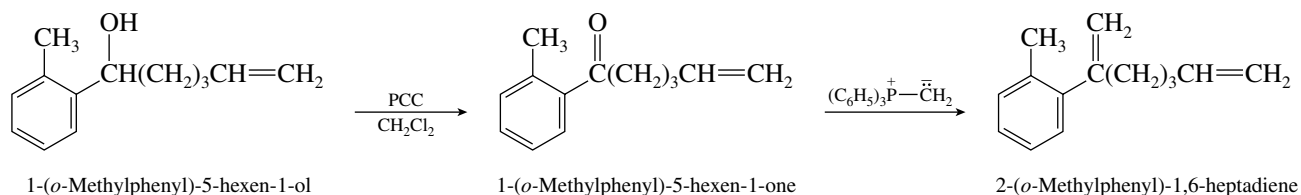
- (c) Analyzing the transformation retrosynthetically, keeping in mind the starting materials stated in the problem, we see that the carbon skeleton may be constructed in a straightforward manner.



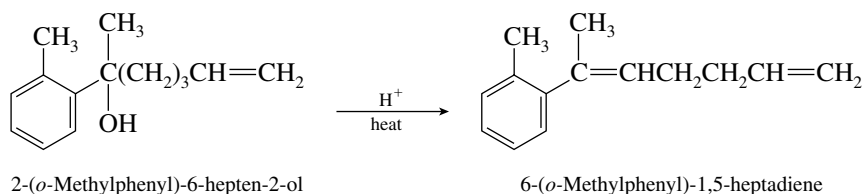
Proceeding with the synthesis in the forward direction, reaction between the Grignard reagent of *o*-bromotoluene and 5-hexenal produces most of the desired carbon skeleton.



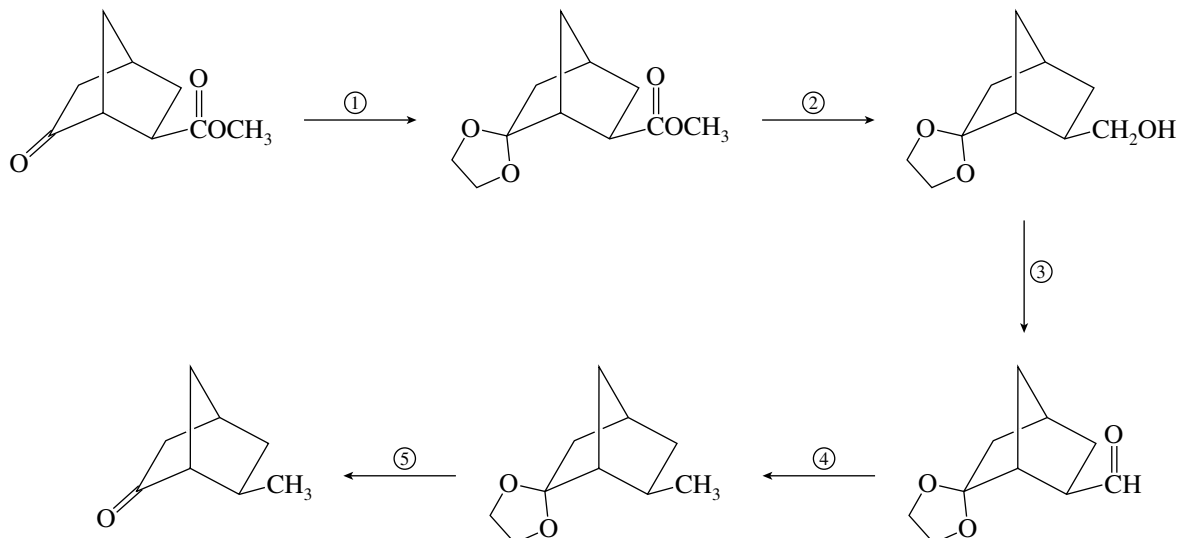
Oxidation of the resulting alcohol to the ketone followed by a Wittig reaction leads to the final product.



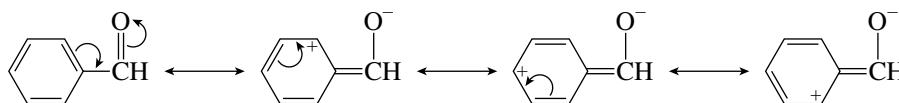
Acid-catalyzed dehydration of the corresponding tertiary alcohol would *not* be suitable, because the major elimination product would have the more highly substituted double bond.



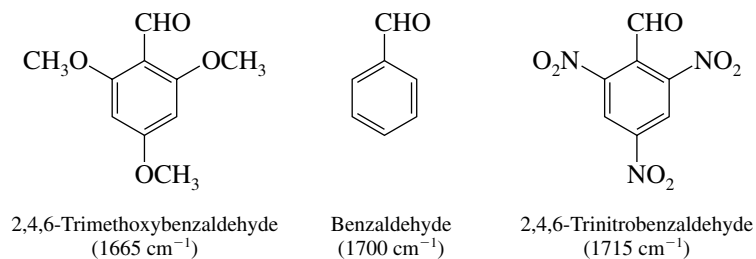
Wolff–Kishner reduction (N_2H_4 , KOH, ethylene glycol, heat) converts the aldehyde group to a methyl group in step 4. The synthesis is completed in step 5 by hydrolysis (H_3O^+) of the acetal-protecting group.



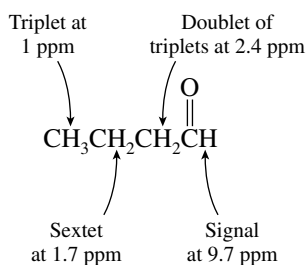
- 17.42** We need to assess the extent of resonance donation to the carbonyl group by the π electrons of the aromatic rings. Such resonance for benzaldehyde may be written as



Electron-releasing groups such as methoxy at positions ortho and para to the aldehyde function increase the “single-bond character” of the aldehyde by stabilizing the dipolar resonance forms and increasing their contribution to the overall electron distribution in the molecule. Electron-withdrawing groups such as nitro decrease this single-bond character. The aldehyde with the lowest carbonyl stretching frequency is 2,4,6-trimethoxybenzaldehyde; the one with the highest is 2,4,6-trinitrobenzaldehyde. The measured values are

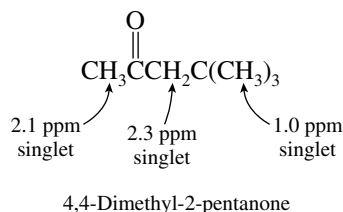


- 17.43** The signal in the ^1H NMR spectrum at δ 9.7 ppm tells us that the compound is an aldehyde rather than a ketone. The 2H signal at δ 2.4 ppm indicates that the group adjacent to the carbonyl is a CH_2 group. The remaining signals support the assignment of the compound as butanal.



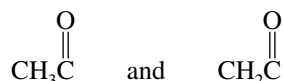
- 17.44 A carbonyl group is evident from the strong infrared absorption at 1710 cm^{-1} . Since all the $^1\text{H NMR}$ signals are singlets, there are no nonequivalent hydrogens in a vicinal or “three-bond” relationship. The three-proton signal at δ 2.1 ppm, and the 2-proton signal at δ 2.3 ppm can be understood as

arising from a $\text{CH}_2\overset{\text{O}}{\parallel}\text{CCH}_3$ unit. The intense 9-proton singlet at δ 1.0 ppm is due to the three equivalent methyl groups of a $(\text{CH}_3)_3\text{C}$ unit. The compound is 4,4-dimethyl-2-pentanone.

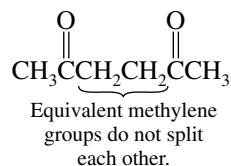


- 17.45 The molecular formula of compounds A and B ($\text{C}_6\text{H}_{10}\text{O}_2$) indicates an index of hydrogen deficiency of 2. Because we are told the compounds are diketones, the two carbonyl groups account for all the unsaturations.

The $^1\text{H NMR}$ spectrum of compound A has only two peaks, both singlets, at δ 2.2 and 2.8 ppm. Their intensity ratio (6:4) is consistent with two equivalent methyl groups and two equivalent methylene groups. The chemical shifts are appropriate for

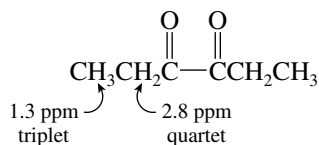


The simplicity of the spectrum can be understood if we are dealing with a symmetric diketone. The correct structure is



2,5-Hexanedione (compound A)

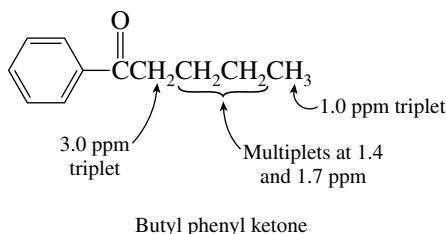
Compound B is an isomer of compound A. The triplet–quartet pattern in the $^1\text{H NMR}$ spectrum is consistent with an ethyl group and, because the triplet is equivalent to 6 protons and the quartet to 4, it is likely that two equivalent ethyl groups are present. The two ethyl groups account for four carbons, and because the problem stipulates that the molecule is a diketone, all the carbons are accounted for. The only $\text{C}_6\text{H}_{10}\text{O}_2$ diketone with two equivalent ethyl groups is 3,4-hexanedione.



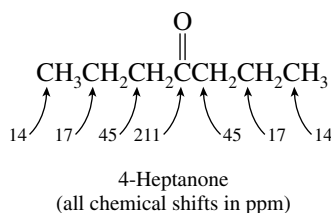
3,4-Hexanedione (compound B)

- 17.46 From its molecular formula ($\text{C}_{11}\text{H}_{14}\text{O}$), the compound has a total of five double bonds and rings. The presence of signals in the region δ 7 to 8 ppm suggests an aromatic ring is present, accounting for four of the elements of unsaturation. The presence of a strong peak at 1700 cm^{-1} in the infrared spectrum indicates the presence of a carbonyl group, accounting for the remaining element of

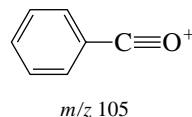
unsaturation. The highest field peak in the NMR spectrum is a 3-proton triplet, corresponding to the methyl group of a CH_3CH_2 unit. The 2-proton signal at δ 3.0 ppm corresponds to a CH_2 unit adjacent to the carbonyl group and, because it is a triplet, suggests the grouping $\text{CH}_2\text{CH}_2\text{C}=\text{O}$. The compound is butyl phenyl ketone (1-phenyl-1-pentanone).



- 17.47** With a molecular formula of $\text{C}_7\text{H}_{14}\text{O}$, the compound has an index of hydrogen deficiency of 1. We are told that it is a ketone, so it has no rings or double bonds other than the one belonging to its $\text{C}=\text{O}$ group. The peak at 211 ppm in the ^{13}C NMR spectrum corresponds to the carbonyl carbon. Only three other signals occur in the spectrum, and so there are only three types of carbons other than the carbonyl carbon. This suggests that the compound is the symmetrical ketone 4-heptanone.

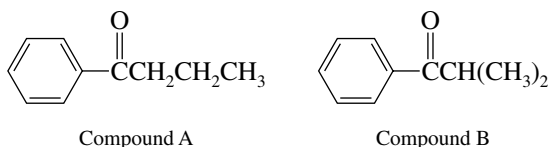


- 17.48** Compounds A and B are isomers and have an index of hydrogen deficiency of 5. Signals in the region 125–140 ppm in their ^{13}C NMR spectra suggest an aromatic ring, and a peak at 200 ppm indicates a carbonyl group. An aromatic ring contributes one ring and three double bonds, and a carbonyl group contributes one double bond, and so the index of hydrogen deficiency of 5 is satisfied by a benzene ring and a carbonyl group. The carbonyl group is attached directly to the benzene ring, as evidenced by the presence of a peak at m/z 105 in the mass spectra of compounds A and B.



Each ^{13}C NMR spectrum shows four aromatic signals, and so the rings are monosubstituted.

Compound A has three unique carbons in addition to $\text{C}_6\text{H}_5\text{C}=\text{O}$ and so must be 1-phenyl-1-butanone. Compound B has only two additional signals and so must be 2-methyl-1-phenyl-1-propanone.

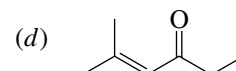
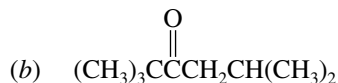
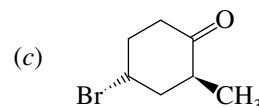
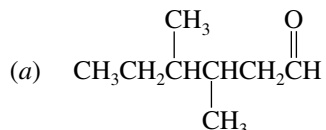


- 17.49–17.50** Solutions to molecular modeling exercises are not provided in this *Study Guide and Solutions Manual*. You should use *Learning By Modeling* for these exercises.

SELF-TEST

PART A

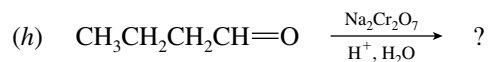
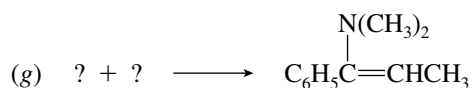
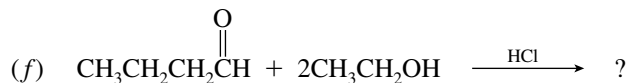
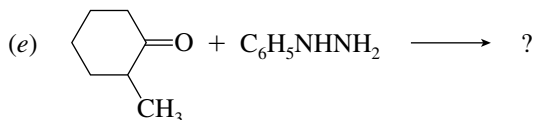
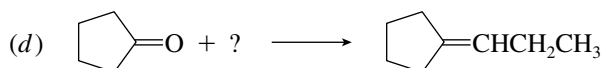
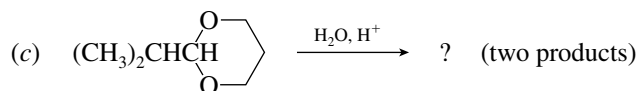
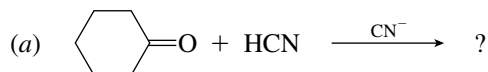
A-1. Give the correct IUPAC name for each of the following:



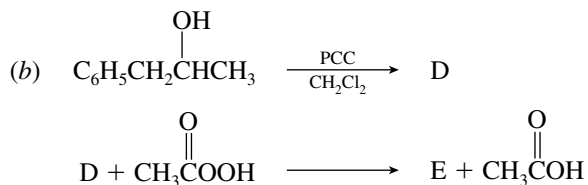
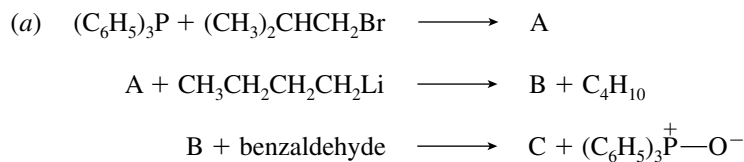
A-2. Write the structural formulas for

- (a) (*E*)-3-Hexen-2-one
 (b) 3-Cyclopropyl-2,4-pentanedione
 (c) 3-Ethyl-4-phenylpentanal

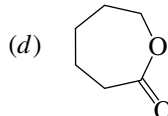
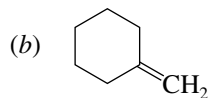
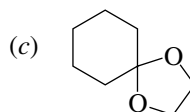
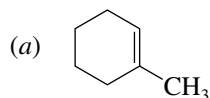
A-3. For each of the following reactions supply the structure of the missing reactant, reagent, or product:



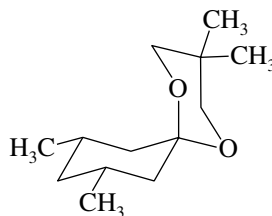
A-4. Write the structures of the products, compounds A through E, of the reaction steps shown.



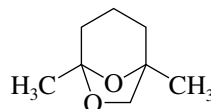
A-5. Give the reagents necessary to convert cyclohexanone into each of the following compounds. More than one step may be necessary.



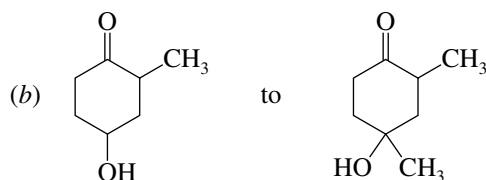
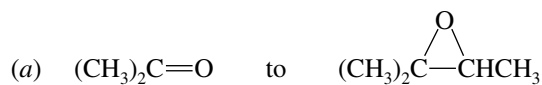
A-6. (a) What two organic compounds react together (in the presence of an acid catalyst) to give the compound shown, plus a molecule of water?

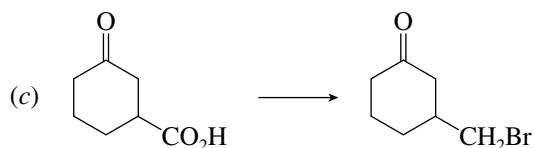


(b) Draw the structure of the open-chain form of the following cyclic acetal:



A-7. Outline reaction schemes to carry out each of the following interconversions, using any necessary organic or inorganic reagents.

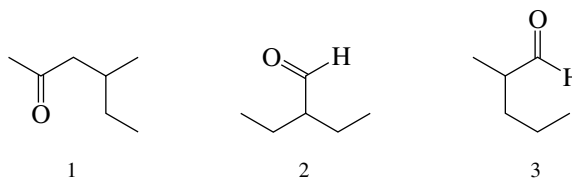




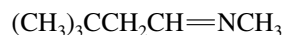
- A-8.** Write a stepwise mechanism for the formation of $\text{CH}_3\text{CH}(\text{OCH}_3)_2$ from acetaldehyde and methanol under conditions of acid catalysis.
- A-9.** Suggest a structure for an unknown compound, $\text{C}_9\text{H}_{10}\text{O}$, that exhibits a strong infrared absorption at 1710 cm^{-1} and has a ^1H NMR spectrum that consists of three singlets at δ 2.1 ppm (3H), 3.7 ppm (2H), and 7.2 ppm (5H).

PART B

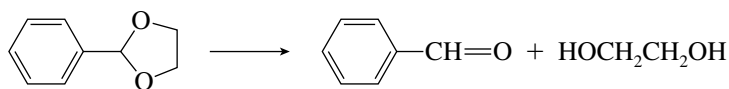
- B-1.** Which of the compounds shown is (are) correctly named as pentane derivatives, either as pentanals or pentanones?



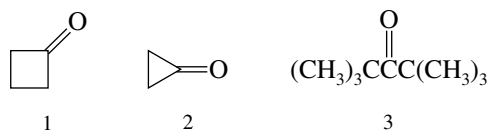
- (a) 1 only (b) 2 only (c) 3 only (d) 1 and 3 (e) None of them
- B-2.** The compound shown is best classified as a(an)



- (a) Carbinolamine (d) Imine
(b) Enamine (e) Oxime
(c) Hydrazone
- B-3.** When a nucleophile encounters a ketone, the site of attack is
- (a) The carbon atom of the carbonyl
(b) The oxygen atom of the carbonyl
(c) Both the carbon and oxygen atoms, with equal probability
(d) No attack occurs—ketones do not react with nucleophiles.
- B-4.** What reagent and/or reaction conditions would you choose to bring about the following conversion?

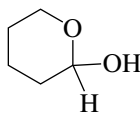


- (a) 1. LiAlH_4 , 2. H_2O (c) H_2O , H_2SO_4 , heat
(b) H_2O , NaOH , heat (d) PCC, CH_2Cl_2
- B-5.** Rank the following in order of increasing value of the equilibrium constant for hydration, K_{hyd} (smallest value first).



- (a) $1 < 2 < 3$ (b) $3 < 1 < 2$ (c) $2 < 1 < 3$ (d) $2 < 3 < 1$

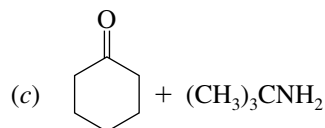
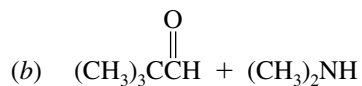
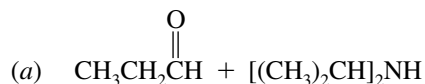
B-6. The structure



would be best classified as a(n)


- (a) Acetal (c) Hydrate
(b) Hemiacetal (d) Cyanohydrin

B-7. Which of the following pairs of reactants is most effective in forming an enamine?

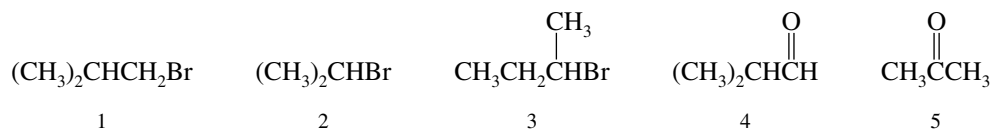
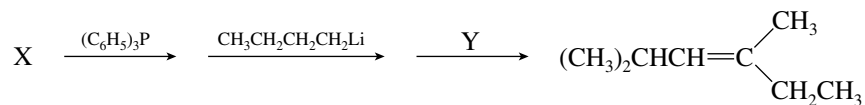


(d) None of these forms an enamine.

B-8. Which of the following species is an ylide?

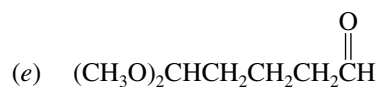
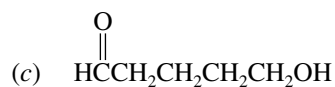
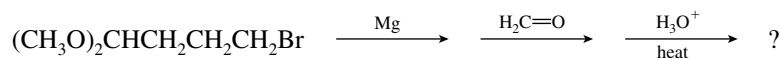


B-9. Which pair of the following compounds could serve as the reagents X and Y in the following reaction sequence?

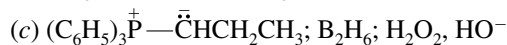
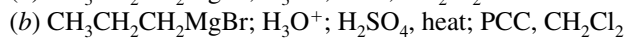
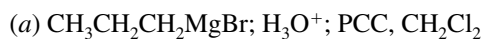
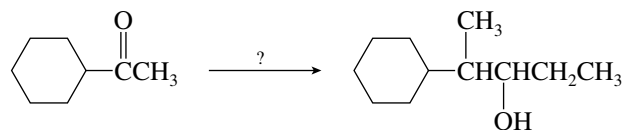


- | | X | Y | | X | Y |
|-----|---|---|-----|---|---|
| (a) | 1 | 5 | (d) | 2 | 5 |
| (b) | 1 | 4 | (e) | 3 | 4 |
| (c) | 2 | 4 | | | |

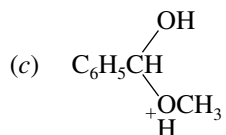
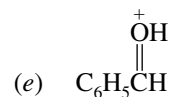
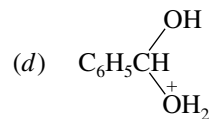
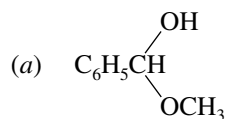
B-10. The final product of the following sequence of reactions is.



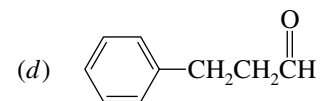
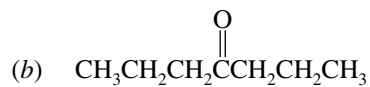
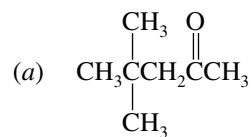
B-11. Which of the following sets of reagents, used in the order shown, would successfully accomplish the conversion shown?



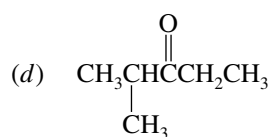
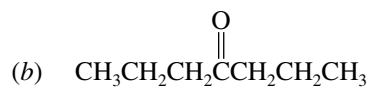
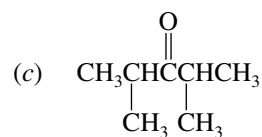
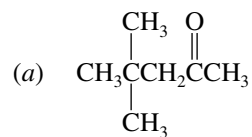
B-12. Which of the following species is the conjugate acid of the hemiacetal formed by reaction of benzaldehyde with methanol containing a trace of acid?

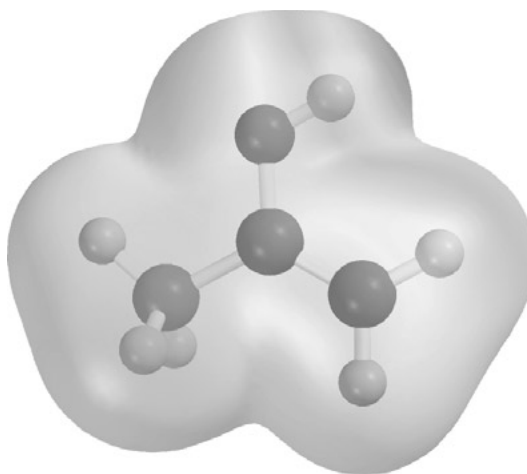


B-15. Which of the following compounds would have a ^1H NMR spectrum consisting of three singlets?



B-16. Which of the following compounds would have the fewest number of signals in its ^{13}C NMR spectrum?



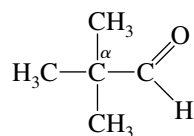


CHAPTER 18

ENOLS AND ENOLATES

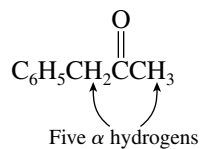
SOLUTIONS TO TEXT PROBLEMS

- 18.1 (b) There are no α -hydrogen atoms in 2,2-dimethylpropanal, because the α -carbon atom bears three methyl groups.



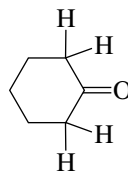
2,2-Dimethylpropanal

- (c) All three protons of the methyl group, as well as the two benzylic protons, are α hydrogens.



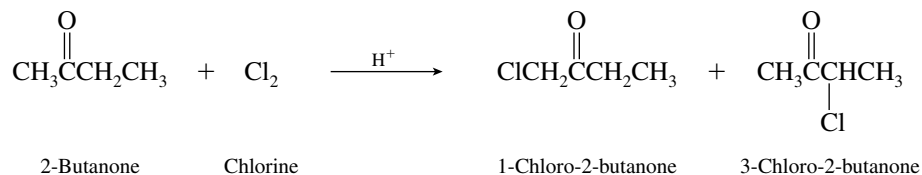
Benzyl methyl ketone

- (d) Cyclohexanone has four equivalent α hydrogens.

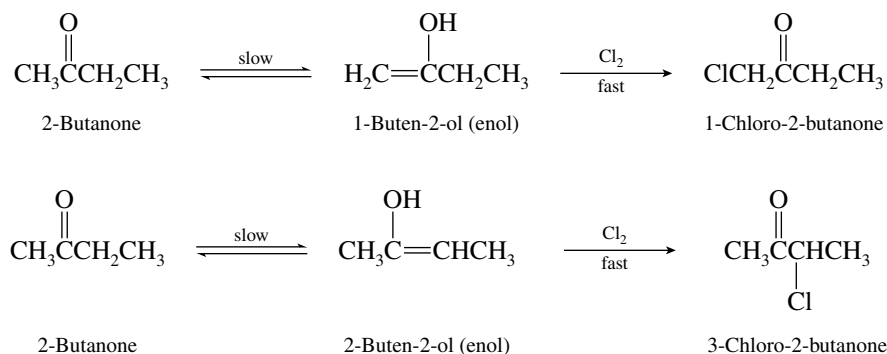


Cyclohexanone (the hydrogens indicated are the α hydrogens)

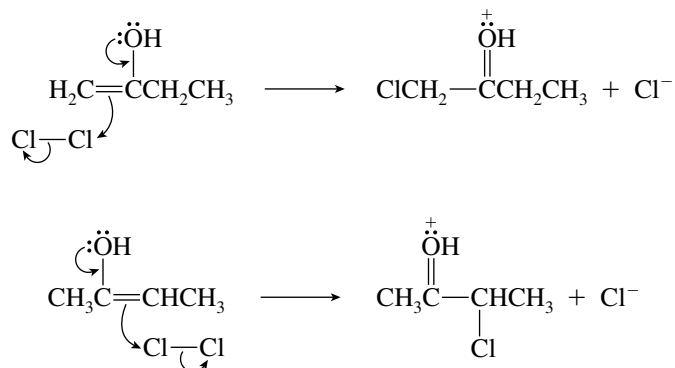
- 18.2** As shown in the general equation and the examples, halogen substitution is specific for the α -carbon atom. The ketone 2-butanone has two nonequivalent α carbons, and so substitution is possible at both positions. Both 1-chloro-2-butanone and 3-chloro-2-butanone are formed in the reaction.



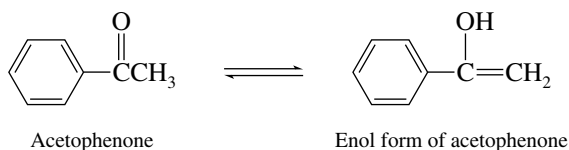
- 18.3** The carbon-carbon double bond of the enol always involves the original carbonyl carbon and the α -carbon atom. 2-Butanone can form two different enols, each of which yields a different α -chloro ketone.



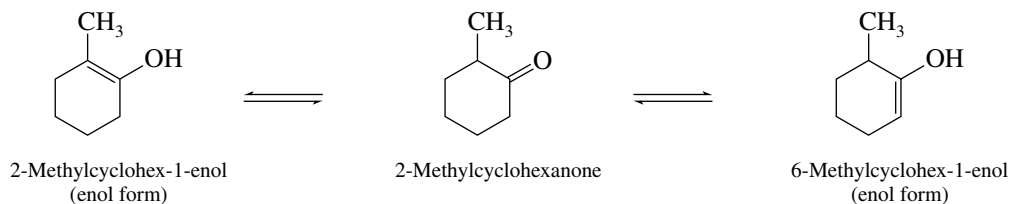
- 18.4** Chlorine attacks the carbon-carbon double bond of each enol.



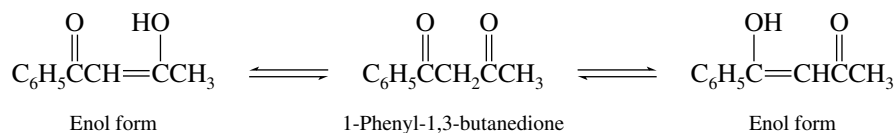
- 18.5** (b) Acetophenone can enolize only in the direction of the methyl group.



- (c) Enolization of 2-methylcyclohexanone can take place in two different directions.



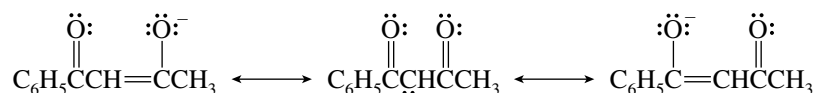
- 18.6 (b) Enolization of the central methylene group can involve either of the two carbonyl groups.



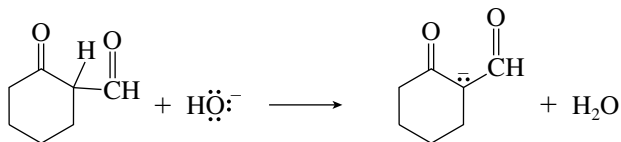
- 18.7 (b) Removal of a proton from 1-phenyl-1,3-butanedione occurs on the methylene group between the carbonyls.



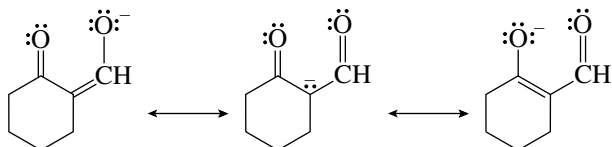
The three most stable resonance forms of this anion are



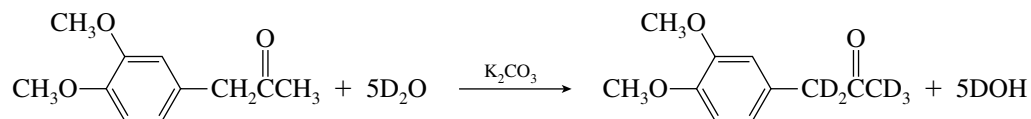
- (c) Deprotonation at C-2 of this β -dicarbonyl compound yields the carbanion shown.



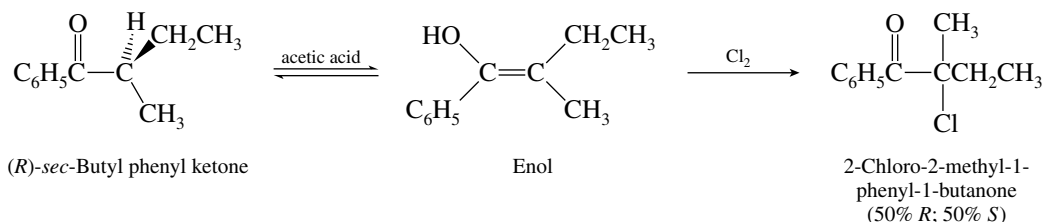
The three most stable resonance forms of the anion are:



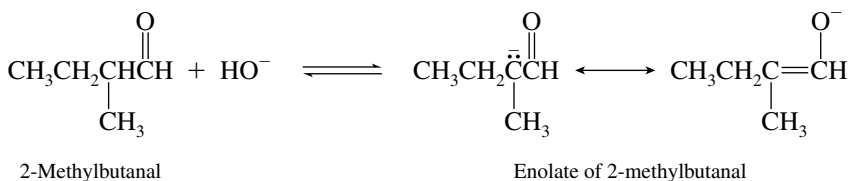
- 18.8 Each of the five α hydrogens has been replaced by deuterium by base-catalyzed enolization. Only the OCH₃ hydrogens and the hydrogens on the aromatic ring are observed in the ¹H NMR spectrum at δ 3.9 ppm and δ 6.7–6.9 ppm, respectively.



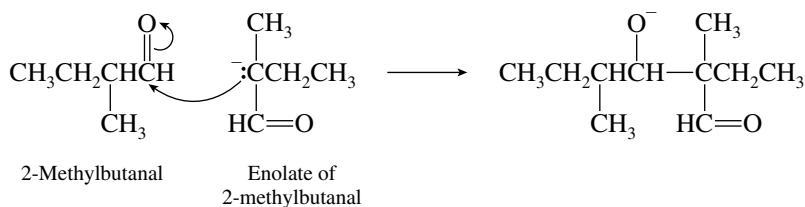
- 18.9 α -Chlorination of (*R*)-*sec*-butyl phenyl ketone in acetic acid proceeds via the enol. The enol is achiral and yields equal amounts of (*R*)- and (*S*)-2-chloro-2-methyl-1-phenyl-1-butanone. The product is chiral. It is formed as a racemic mixture, however, and this mixture is not optically active.



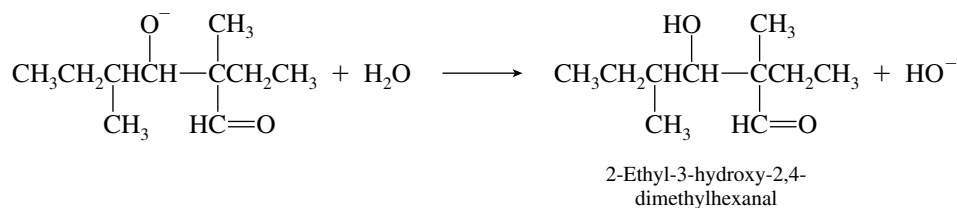
- 18.10 (b) Approaching this problem mechanistically in the same way as part (a), write the structure of the enolate ion from 2-methylbutanal.



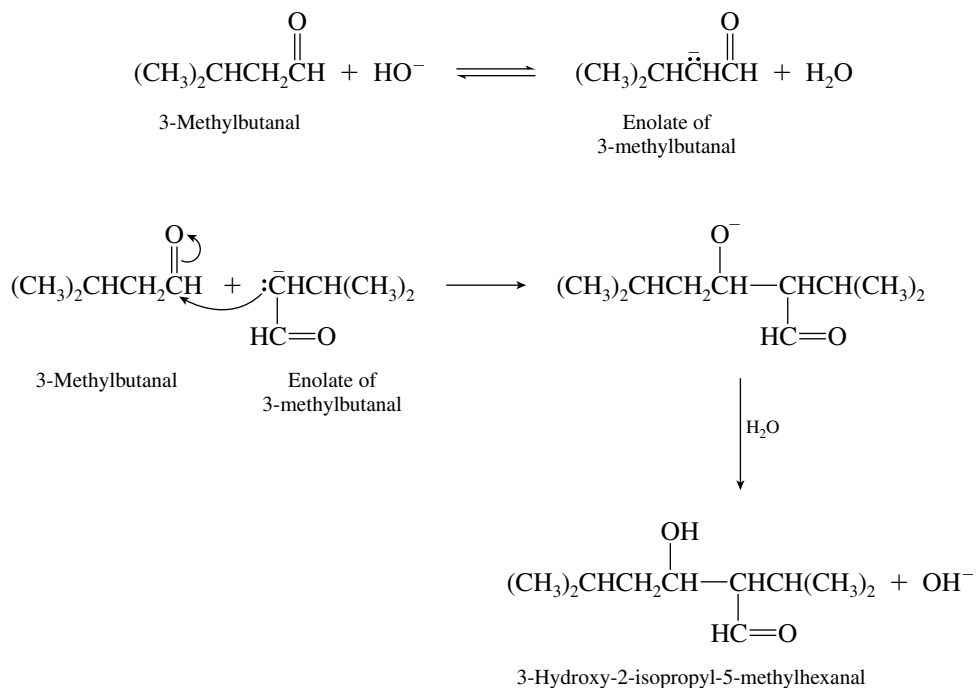
This enolate adds to the carbonyl group of the aldehyde.



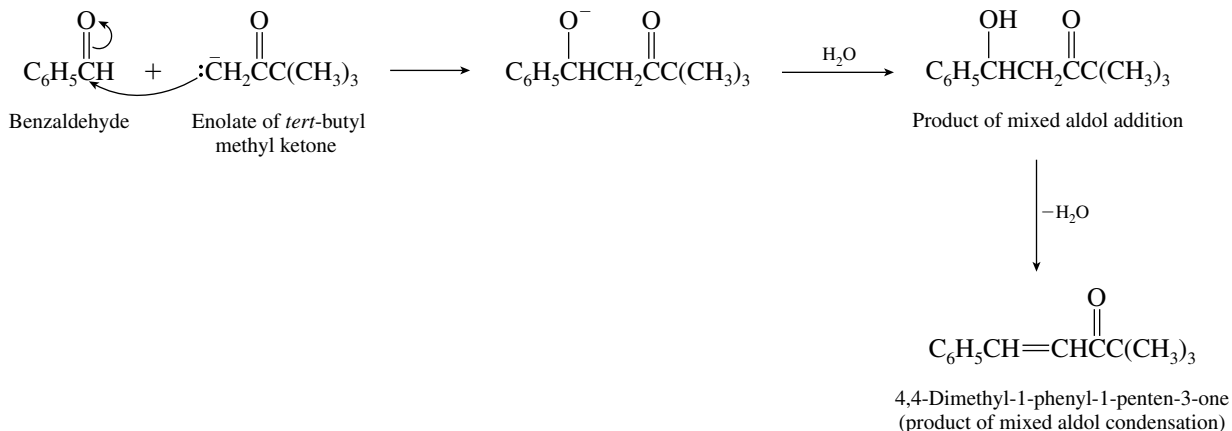
A proton transfer from solvent yields the product of aldol addition.



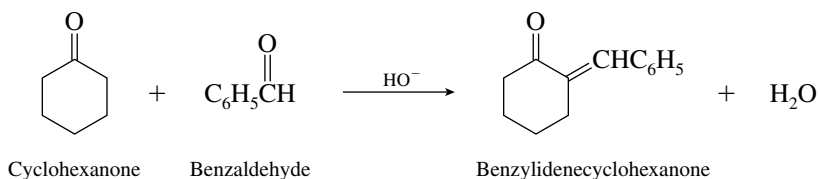
- (c) The aldol addition product of 3-methylbutanal can be identified through the same mechanistic approach.



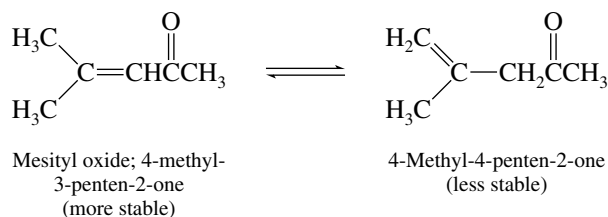
This enolate adds to the carbonyl group of benzaldehyde to give the mixed aldol addition product, which then dehydrates under the reaction conditions.



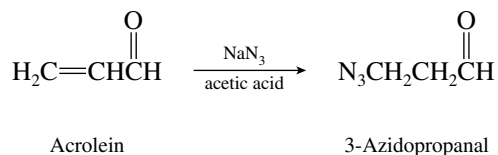
- (c) The enolate of cyclohexanone adds to benzaldehyde. Dehydration of the mixed aldol addition product takes place under the reaction conditions to give the following mixed aldol condensation product.



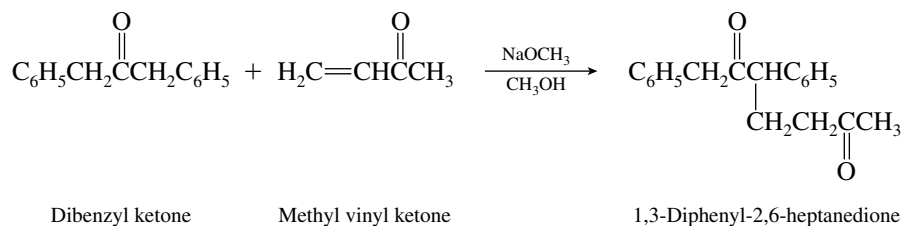
- 18.14** Mesityl oxide is an α,β -unsaturated ketone. Traces of acids or bases can catalyze its isomerization so that some of the less stable β,γ -unsaturated isomer is present.



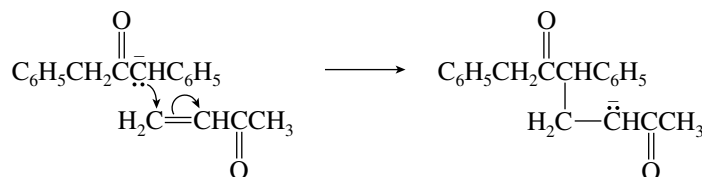
- 18.15** The relationship between the molecular formula of acrolein ($\text{C}_3\text{H}_4\text{O}$) and the product ($\text{C}_3\text{H}_5\text{N}_3\text{O}$) corresponds to the addition of HN_3 to acrolein. Because propanal ($\text{CH}_3\text{CH}_2\text{CH}=\text{O}$) does not react under these conditions, the carbon-carbon, not the carbon-oxygen, double bond of acrolein is the reactive site. Conjugate addition is the reaction that occurs.



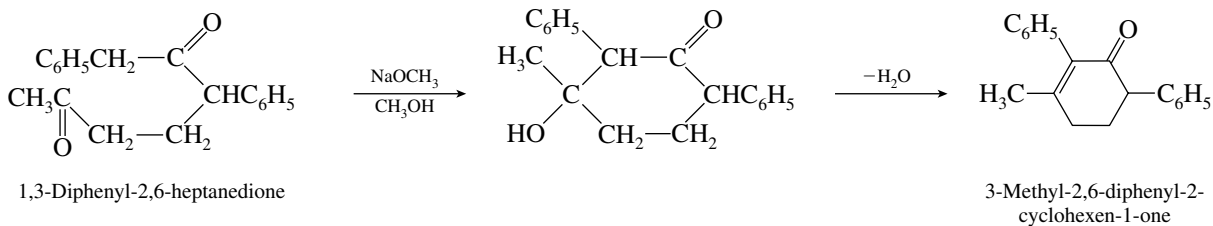
18.16 The enolate of dibenzyl ketone adds to methyl vinyl ketone in the conjugate addition step.



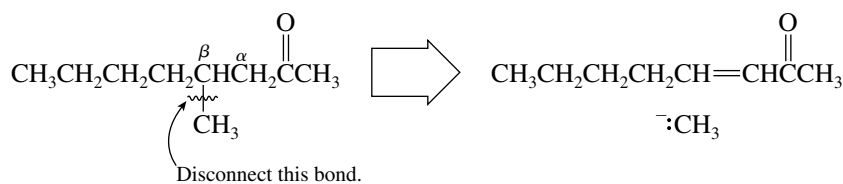
via



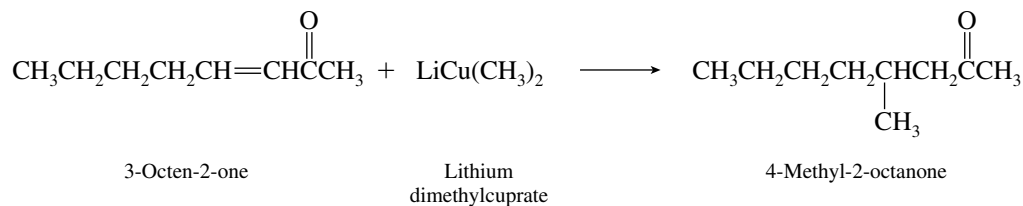
The intramolecular aldol condensation that gives the observed product is



18.17 A second solution to the synthesis of 4-methyl-2-octanone by conjugate addition of a lithium dialkylcuprate reagent to an α,β -unsaturated ketone is revealed by the disconnection shown:

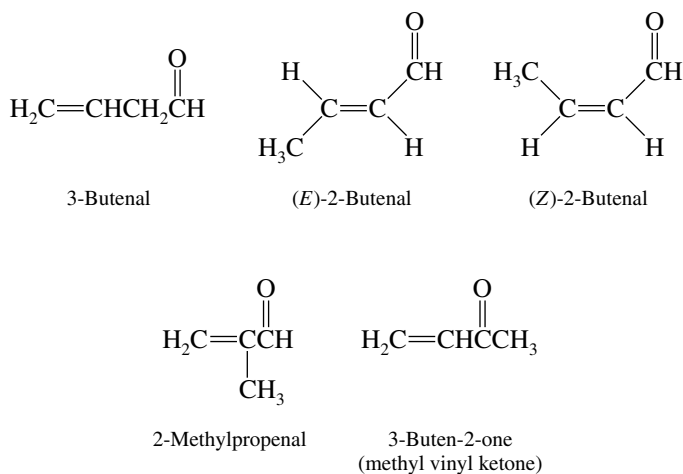


According to this disconnection, the methyl group is derived from lithium dimethylcuprate.



18.18 (a) In addition to the double bond of the carbonyl group, there must be a double bond elsewhere in the molecule in order to satisfy the molecular formula $\text{C}_4\text{H}_6\text{O}$ (the problem states that the

compounds are noncyclic). There are a total of five isomers:

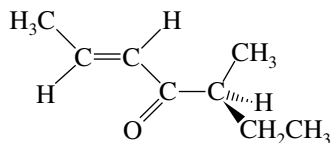


- (b) The *E* and *Z* isomers of 2-butenal are stereoisomers.
 (c) None of the $\text{C}_4\text{H}_6\text{O}$ aldehydes and ketones is chiral.
 (d) The α,β -unsaturated aldehydes are (*E*)- and (*Z*)- $\text{CH}_3\text{CH}=\text{CHCHO}$; and $\text{H}_2\text{C}=\overset{\text{O}}{\parallel}\text{CCHO}$.
 CH_3

There is one α,β -unsaturated ketone in the group: $\text{H}_2\text{C}=\overset{\text{O}}{\parallel}\text{CHCCH}_3$.

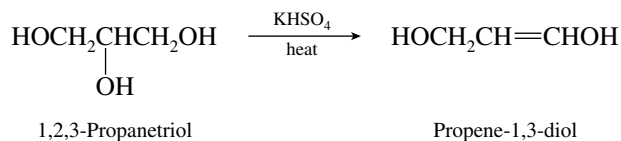
- (e) The *E* and *Z* isomers of 2-butenal are formed by the aldol condensation of acetaldehyde.

18.19 The main flavor component of the hazelnut has the structure shown.

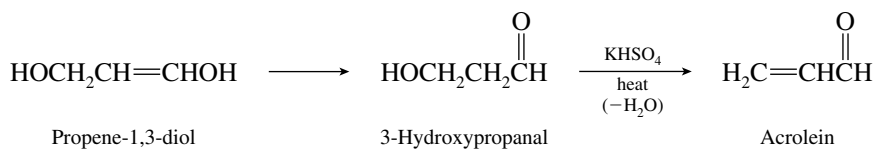


(2*E*,5*S*)-5-Methyl-2-hepten-4-one

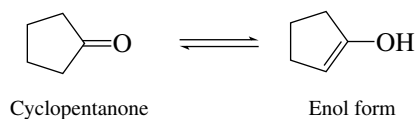
18.20 The characteristic reaction of an alcohol on being heated with KHSO_4 is acid-catalyzed dehydration. Secondary alcohols dehydrate faster than primary alcohols, and so a reasonable first step is



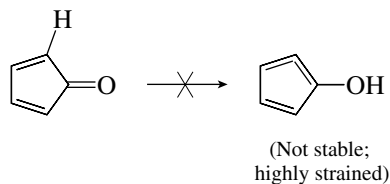
The product of this dehydration is an enol, which tautomerizes to an aldehyde. The aldehyde then undergoes dehydration to form acrolein.



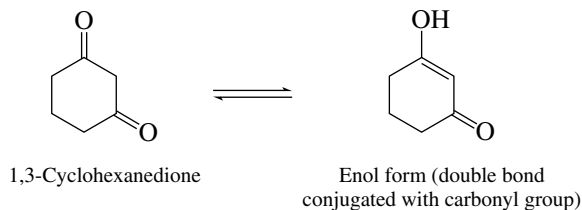
(e) A small amount of enol is in equilibrium with cyclopentanone.



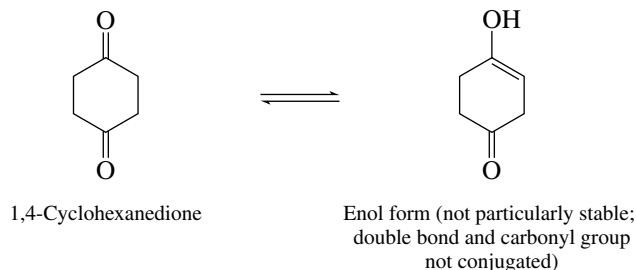
Cyclopentadienone does not form a stable enol. Enolization would lead to a highly strained allene-type compound.



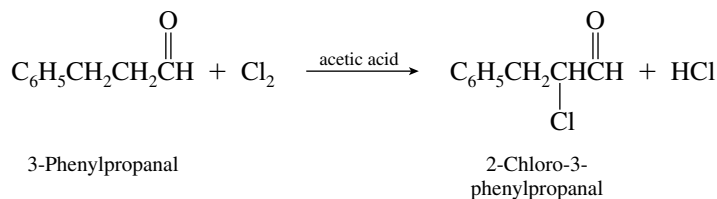
(f) The β -diketone is more extensively enolized.



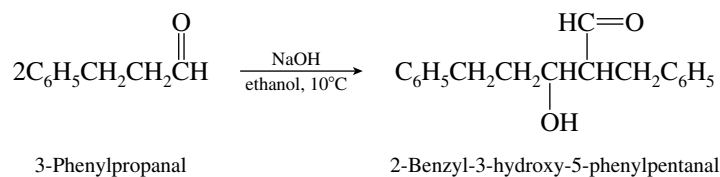
The double bond of the enol form of 1,4-cyclohexanedione is not conjugated with the carbonyl group. Its enol content is expected to be similar to that of cyclohexanone.



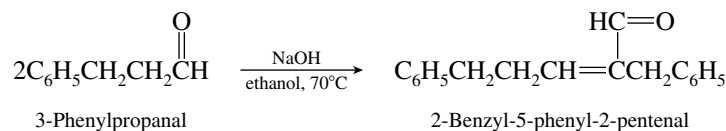
18.22 (a) Chlorination of 3-phenylpropanal under conditions of acid catalysis occurs via the enol form and yields the α -chloro derivative.



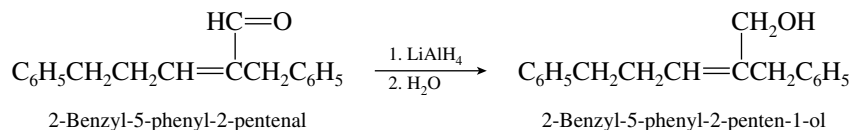
(b) Aldehydes undergo aldol addition on treatment with base.



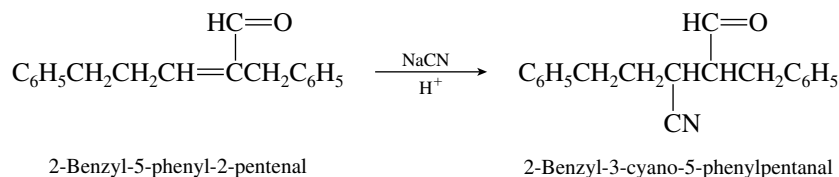
- (c) Dehydration of the aldol addition product occurs when the reaction is carried out at elevated temperature.



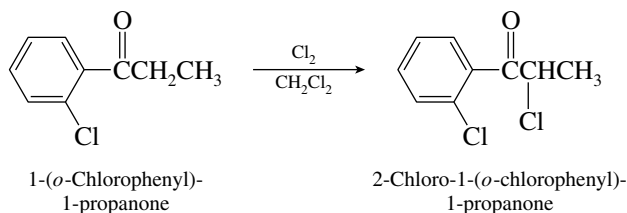
- (d) Lithium aluminum hydride reduces the aldehyde function to the corresponding primary alcohol.



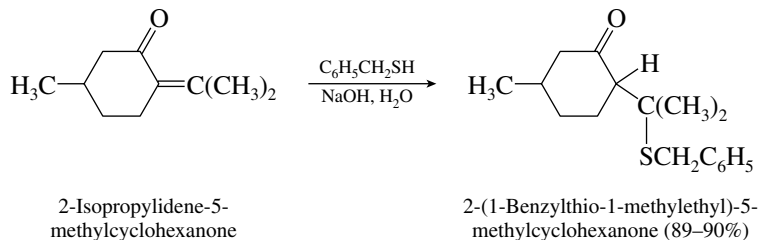
- (e) A characteristic reaction of α,β -unsaturated carbonyl compounds is their tendency to undergo conjugate addition on treatment with weakly basic nucleophiles.



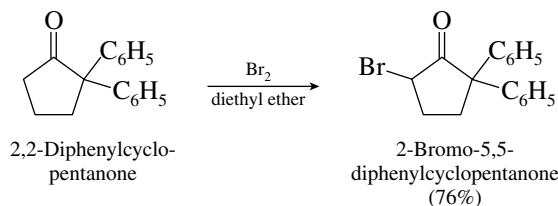
- 18.23** (a) Ketones undergo α halogenation by way of their enol form.



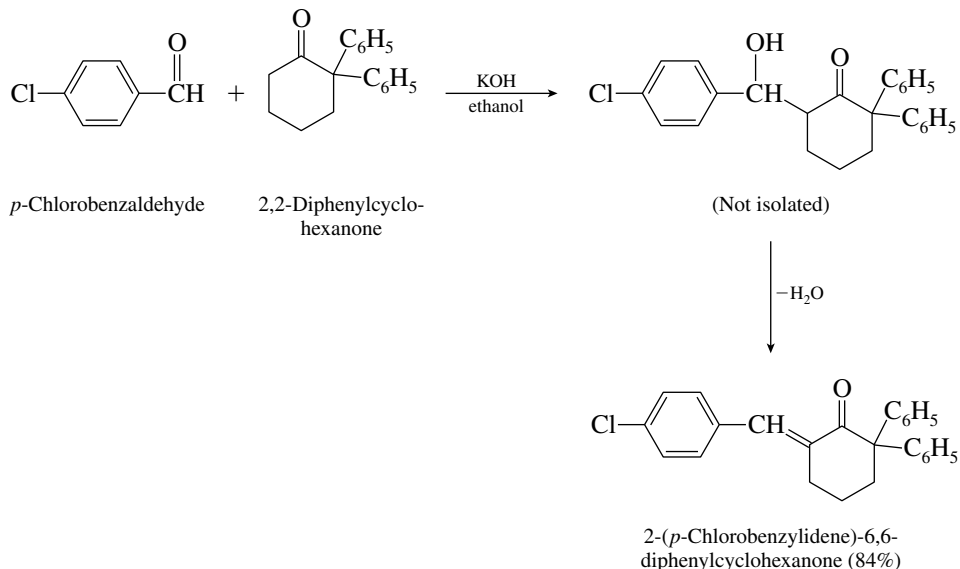
- (b) The combination of $\text{C}_6\text{H}_5\text{CH}_2\text{SH}$ and NaOH yields $\text{C}_6\text{H}_5\text{CH}_2\text{S}^-$ (as its sodium salt), which is a weakly basic nucleophile and adds to α,β -unsaturated ketones by conjugate addition.



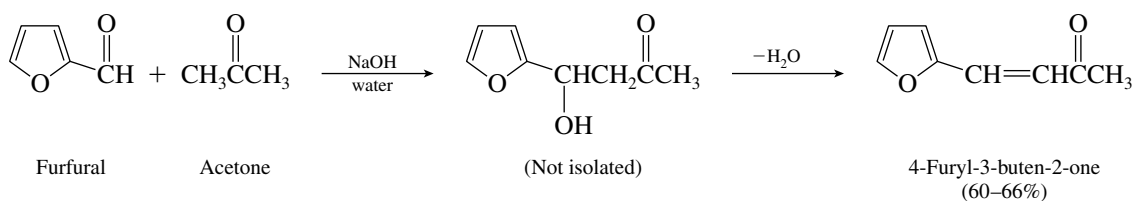
- (c) Bromination occurs at the carbon atom that is α to the carbonyl group.



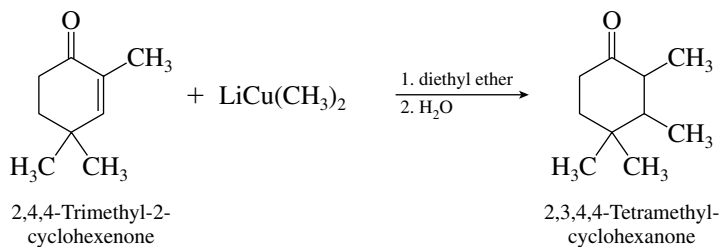
- (d) The reaction is a mixed aldol condensation. The enolate of 2,2-diphenylcyclohexanone reacts with *p*-chlorobenzaldehyde. Elimination of the aldol addition product occurs readily to yield the α,β -unsaturated ketone as the isolated product.



- (e) The aldehyde given as the starting material is called **furfural** and is based on a furan unit as an aromatic ring. Furfural cannot form an enolate. It reacts with the enolate of acetone in a manner much as benzaldehyde would.

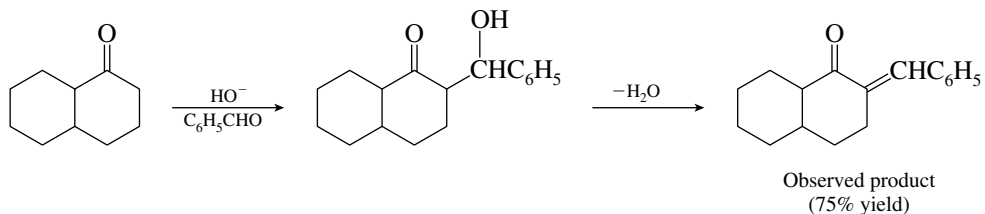


- (f) Lithium dialkylcuprates transfer an alkyl group to the β -carbon atom of α,β -unsaturated ketones.

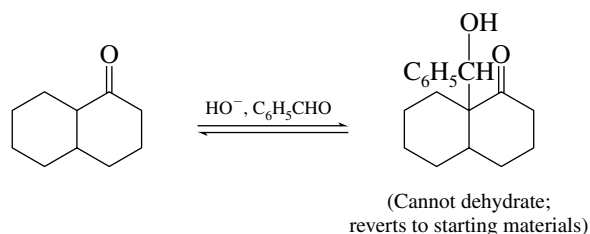


A mixture of stereoisomers was obtained in 67% yield in this reaction.

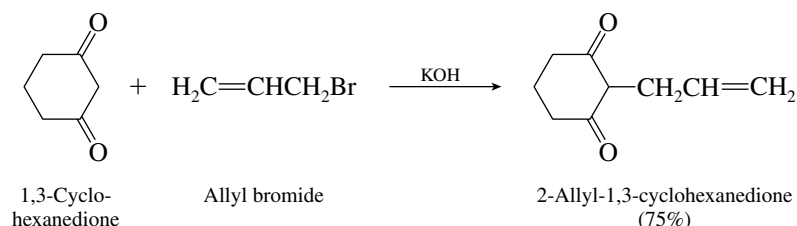
- (g) Two nonequivalent α -carbon atoms occur in the starting ketone. Although enolate formation is possible at either position, only reaction at the methylene carbon leads to an intermediate that can undergo dehydration.



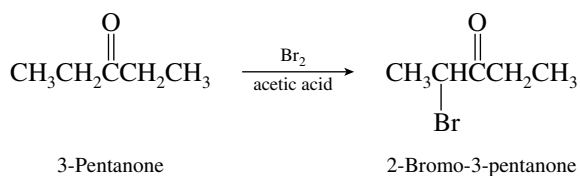
Reaction at the other α position gives an intermediate that cannot dehydrate.



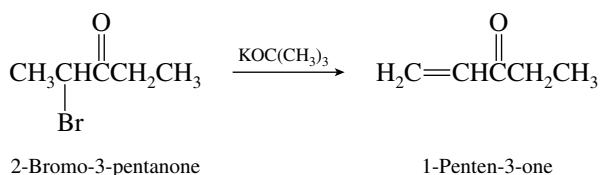
- (h) β -Diketones readily undergo alkylation by primary halides at the most acidic position, on the carbon between the carbonyls.



- 18.24 (a) Conversion of 3-pentanone to 2-bromo-3-pentanone is best accomplished by acid-catalyzed bromination via the enol. Bromine in acetic acid is the customary reagent for this transformation.

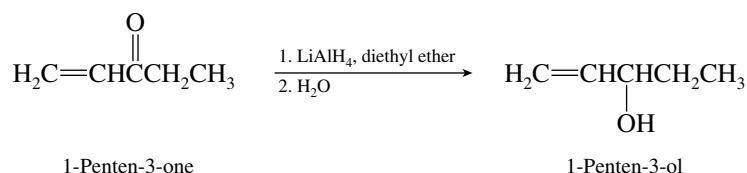


- (b) Once 2-bromo-3-pentanone has been prepared, its dehydrohalogenation by base converts it to the desired α,β -unsaturated ketone 1-penten-3-one.



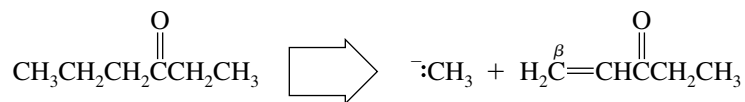
Potassium *tert*-butoxide is a good base for bringing about elimination reactions of secondary alkyl halides; suitable solvents include *tert*-butyl alcohol and dimethyl sulfoxide.

- (c) Reduction of the carbonyl group of 1-penten-3-one converts it to the desired alcohol.

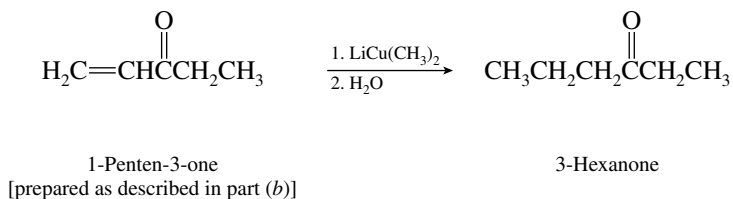


Catalytic hydrogenation would not be suitable for this reaction because reduction of the double bond would accompany carbonyl reduction.

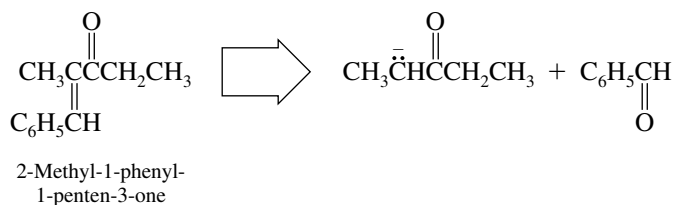
- (d) Conversion of 3-pentanone to 3-hexanone requires addition of a methyl group to the β -carbon atom.



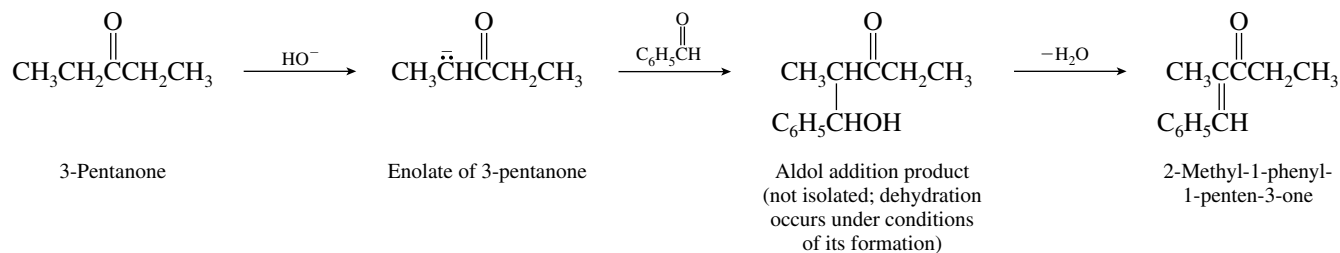
The best way to add an alkyl group to the β carbon of a ketone is via conjugate addition of a dialkylcuprate reagent to an α,β -unsaturated ketone.



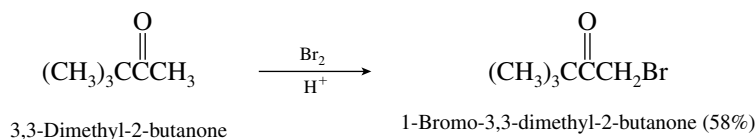
- (e) The compound to be prepared is the mixed aldol condensation product of 3-pentanone and benzaldehyde.



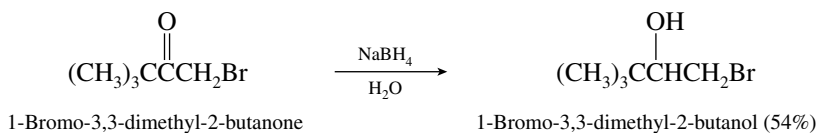
The desired reaction sequence is



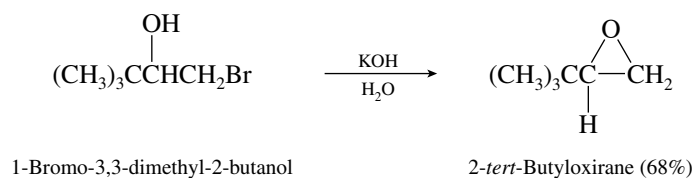
- 18.25** (a) The first step is an α halogenation of a ketone. This is customarily accomplished under conditions of acid catalysis.



In the second step the carbonyl group of the α -bromo ketone is reduced to a secondary alcohol. As actually carried out, sodium borohydride in water was used to achieve this transformation.



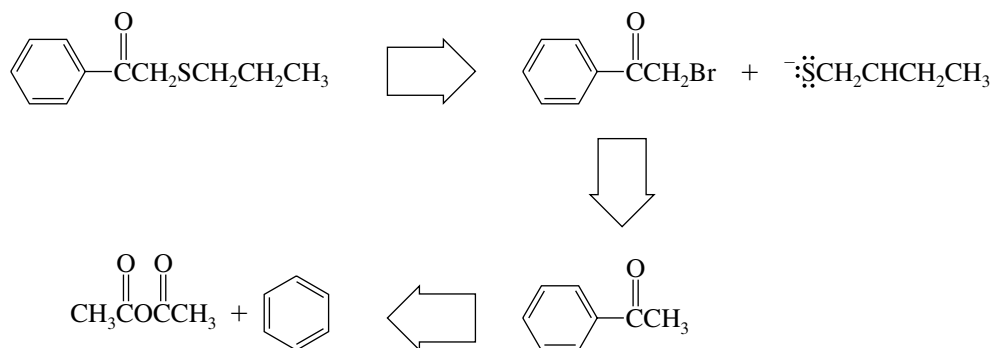
The third step is conversion of a vicinal bromohydrin to an epoxide in aqueous base.



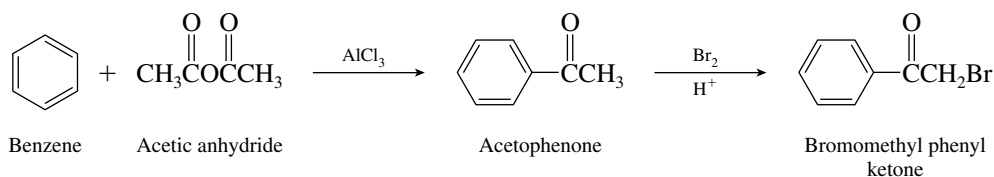
(b) The overall yield is the product of the yields of the individual steps.

$$\begin{aligned}
 \text{Yield} &= 100(0.58 \times 0.54 \times 0.68) \\
 &= 21\%
 \end{aligned}$$

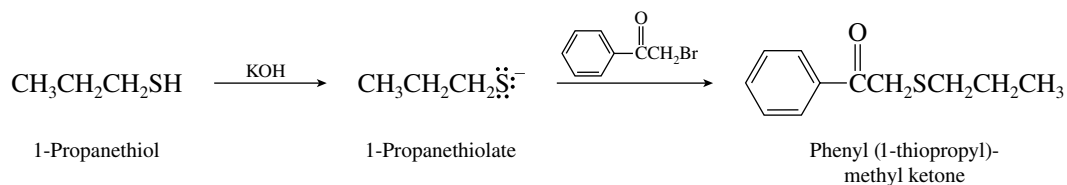
18.26 The product is a sulfide (thioether). Retrosynthetic analysis reveals a pathway that begins with benzene and acetic anhydride.



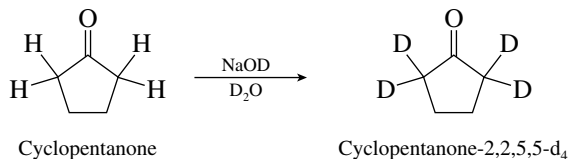
The desired synthesis can be accomplished with the following series of reactions:



The synthesis is completed by reacting bromomethyl phenyl ketone with 1-propanethiolate anion.

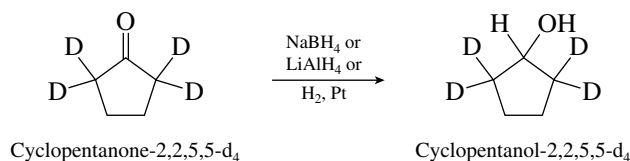


18.27 All these problems begin in the same way, with exchange of all the α protons for deuterium (Section 18.8).

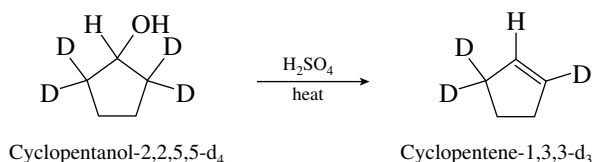


Once the tetradeuterated cyclopentanone has been prepared, functional group transformations are employed to convert it to the desired products.

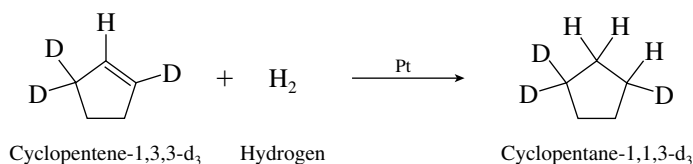
- (a) Reduction of the carbonyl group can be achieved by using any of the customary reagents.



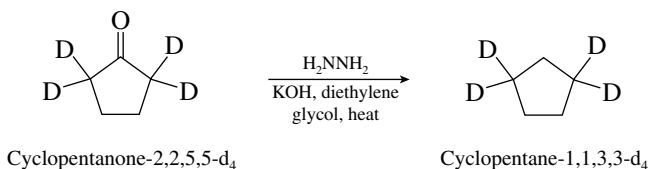
- (b) Acid-catalyzed dehydration of the alcohol prepared in part (a) yields the desired alkene.



- (c) Catalytic hydrogenation of the alkene in part (b) yields cyclopentane-1,1,3,3-d₃.

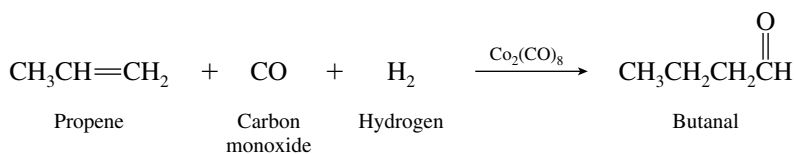


- (d) Carbonyl reduction of the tetradeuterated ketone under Wolff–Kishner conditions furnishes the desired product.

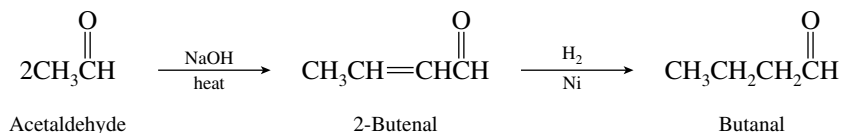


Alternatively, Clemmensen reduction conditions (Zn, HCl) could be used.

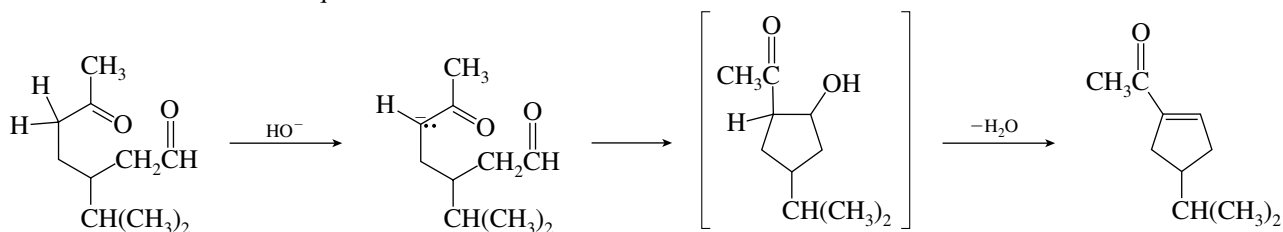
- 18.28 (a) Hydroformylation converts alkenes to aldehydes having one more carbon atom by reaction with carbon monoxide and hydrogen in the presence of a cobalt octacarbonyl catalyst.



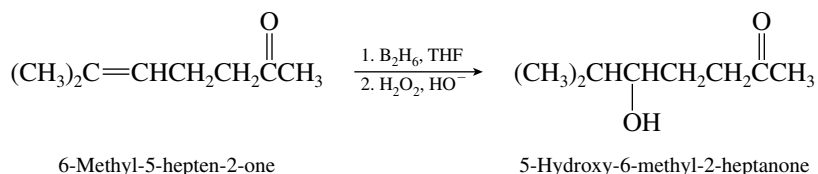
- (b) Aldol condensation of acetaldehyde to 2-butenal, followed by catalytic hydrogenation of the carbon–carbon double bond, gives butanal.



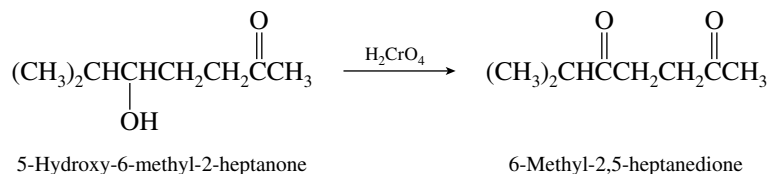
Cyclization of the resulting keto aldehyde is an intramolecular aldol condensation. Base is required.



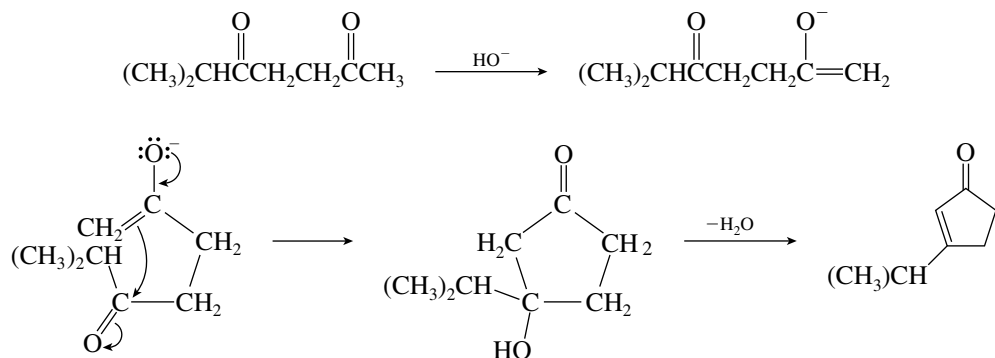
- (d) The first step in this synthesis is the hydration of the alkene function to an alcohol. Notice that this hydration must take place with a regioselectivity opposite to that of Markovnikov's rule and therefore requires a hydroboration–oxidation sequence.



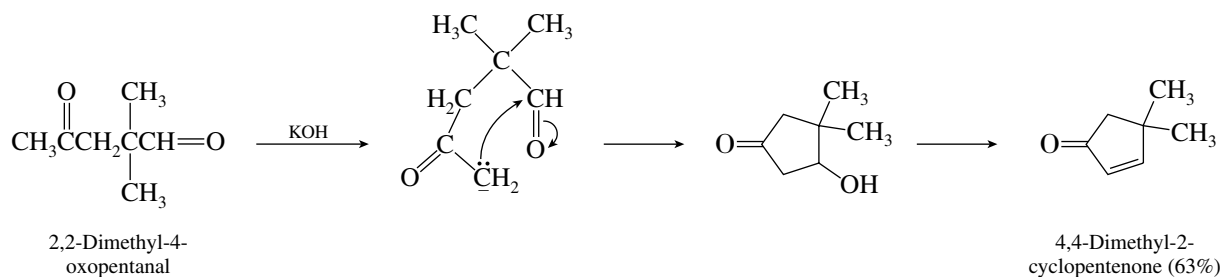
Conversion of the secondary alcohol function to a carbonyl group can be achieved with any of a number of oxidizing agents.



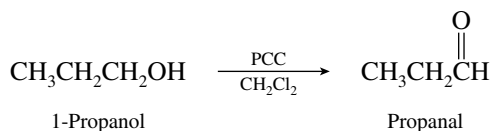
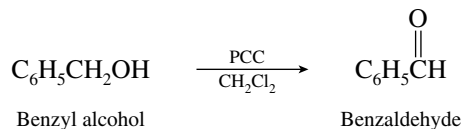
Cyclization of the dione to the final product is a base-catalyzed intramolecular aldol condensation and was accomplished in 71% yield by treatment of the dione with a 2% solution of sodium hydroxide in aqueous ethanol.



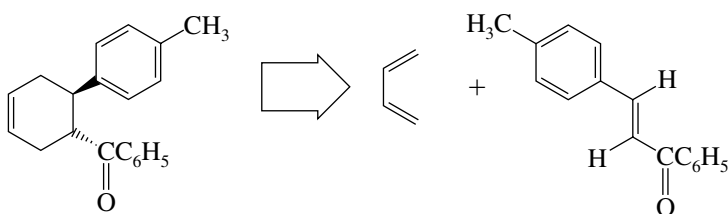
- 18.30** Intramolecular aldol condensations occur best when a five- or six-membered ring is formed. Carbon–carbon bond formation therefore involves the aldehyde and the methyl group attached to the ketone carbonyl.



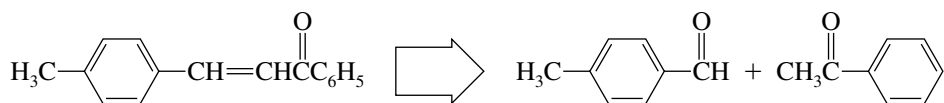
The starting materials for the mixed aldol condensation—benzaldehyde and propanal—are prepared by oxidation of benzyl alcohol and 1-propanol, respectively.



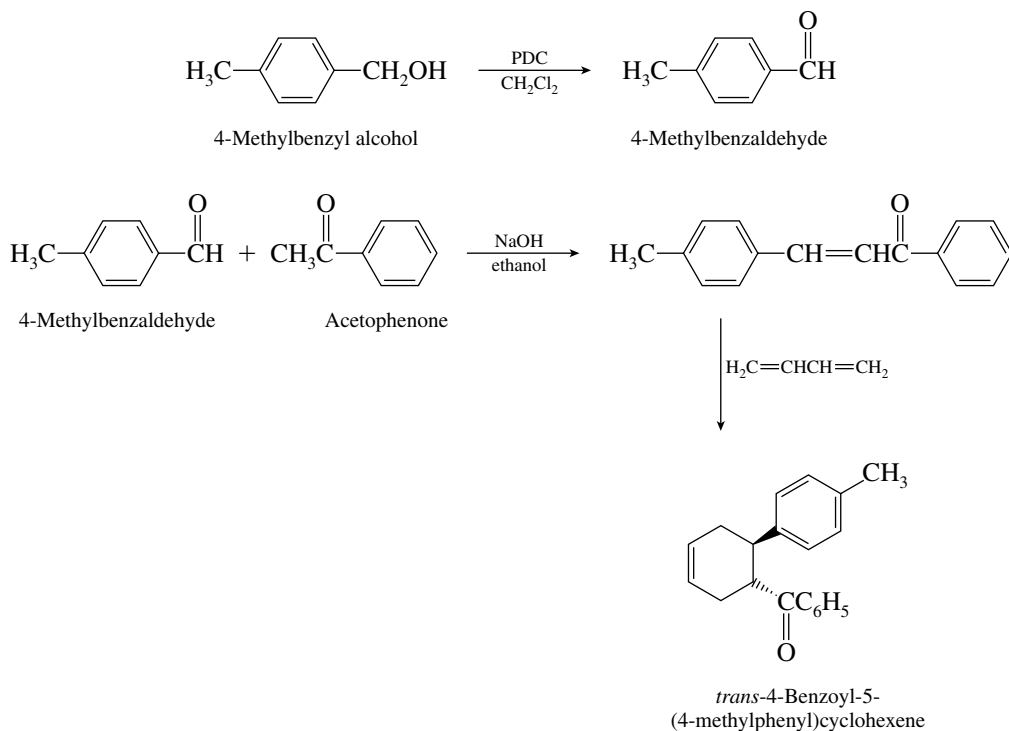
(c) The cyclohexene ring in this case can be assembled by a Diels–Alder reaction.



1,3-Butadiene is one of the given starting materials; the α,β -unsaturated ketone is the mixed aldol condensation product of 4-methylbenzaldehyde and acetophenone.

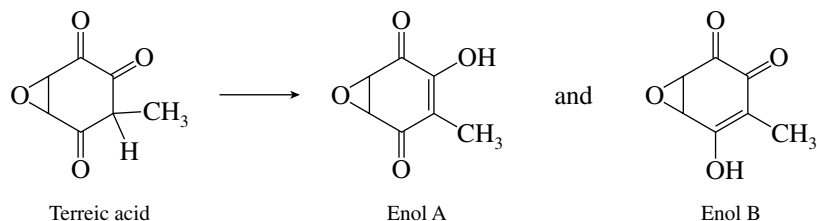


The complete synthetic sequence is



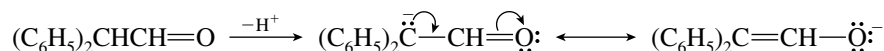
α,β -Unsaturated ketones are good dienophiles in Diels–Alder reactions.

- 18.32 It is the carbon atom flanked by two carbonyl groups that is involved in the enolization of terreic acid.

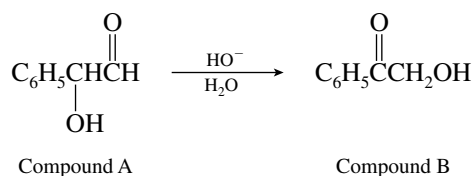


Of these two structures, enol A, with its double bond conjugated to two carbonyl groups, is more stable than enol B, in which the double bond is conjugated to only one carbonyl.

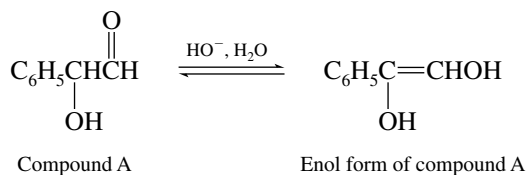
- 18.33 (a) Recall that aldehydes and ketones are in equilibrium with their *hydrates* in aqueous solution (Section 17.6). Thus, the principal substance present when $(\text{C}_6\text{H}_5)_2\text{CHCH}=\text{O}$ is dissolved in aqueous acid is $(\text{C}_6\text{H}_5)_2\text{CHCH}(\text{OH})_2$ (81%).
- (b) The problem states that the major species present in aqueous base is *not* $(\text{C}_6\text{H}_5)_2\text{CHCH}=\text{O}$, its enol, or its hydrate. The most reasonable species is the **enolate ion**:



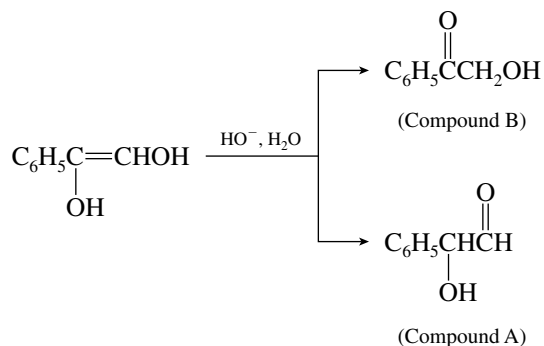
- 18.34 (a) At first glance this transformation seems to be an internal oxidation–reduction reaction. An aldehyde function is reduced to a primary alcohol, and a secondary alcohol is oxidized to a ketone.



Once one realizes that enolization can occur, however, a simpler explanation, involving only proton-transfer reactions, emerges.

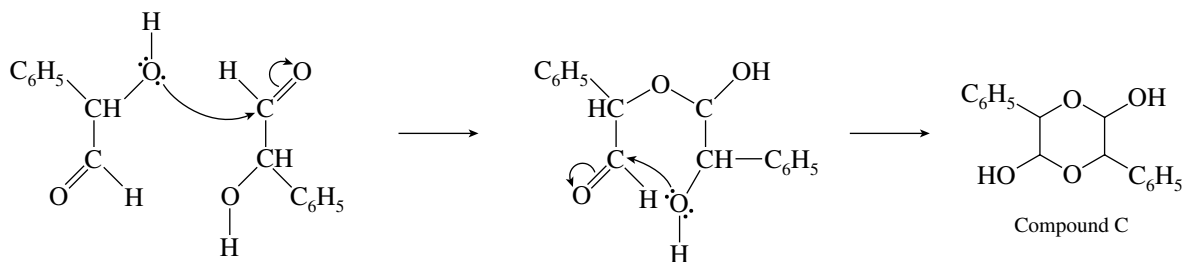


The enol form of compound A is an enediol; it is at the same time the enol form of compound B. The enediol can revert to compound A or to compound B.

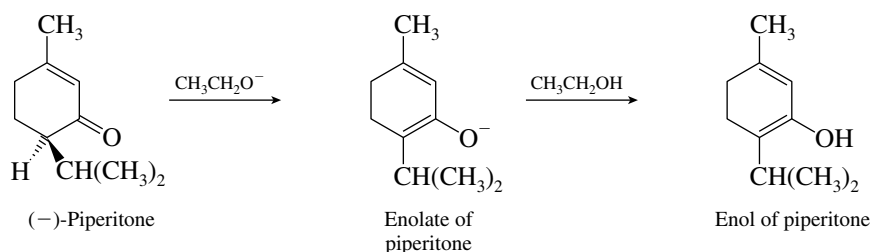


At equilibrium, compound B predominates because it is more stable than A. A ketone carbonyl is more stabilized than an aldehyde, and the carbonyl in B is conjugated with the benzene ring.

(b) The isolated product is the double hemiacetal formed between two molecules of compound A.

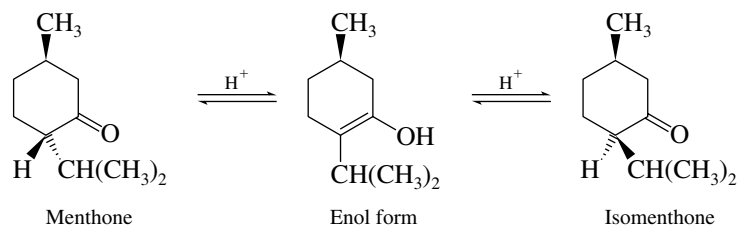


18.35 (a) The only stereogenic center in piperitone is adjacent to a carbonyl group. Base-catalyzed enolization causes this carbon to lose its stereochemical integrity.



Both the enolate and enol of piperitone are achiral and can revert only to a racemic mixture of piperitones.

(b) The enol formed from menthone can revert to either menthone or isomenthone.

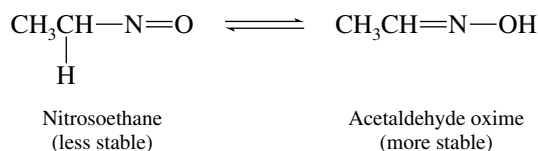


Only the stereochemistry at the α -carbon atom is affected by enolization. The other stereogenic center in menthone (the one bearing the methyl group) is not affected.

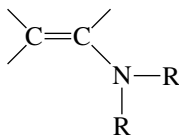
18.36 In all parts of this problem the bonding change that takes place is described by the general equation



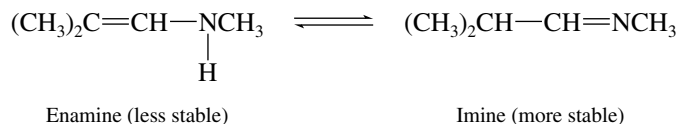
(a) The compound given is nitrosoethane. Nitrosoalkanes are less stable than their oxime isomers formed by proton transfer.



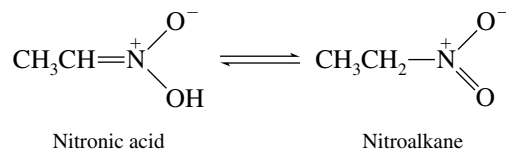
- (b) You may recognize this compound as an enamine. It is slightly different, however, from the enamines we discussed earlier (Section 17.11) in that nitrogen bears a hydrogen substituent. Stable enamines are compounds of the type



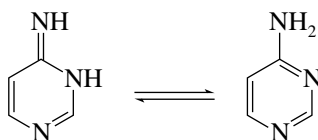
where neither R group is hydrogen; both R's must be alkyl or aryl. Enamines that bear a hydrogen substituent are converted to imines in a proton-transfer equilibrium.



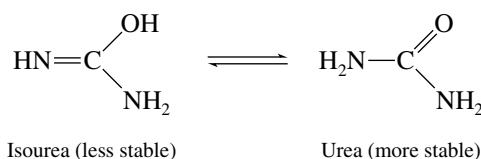
- (c) The compound given is known as a **nitronic acid**; its more stable tautomeric form is a nitroalkane.



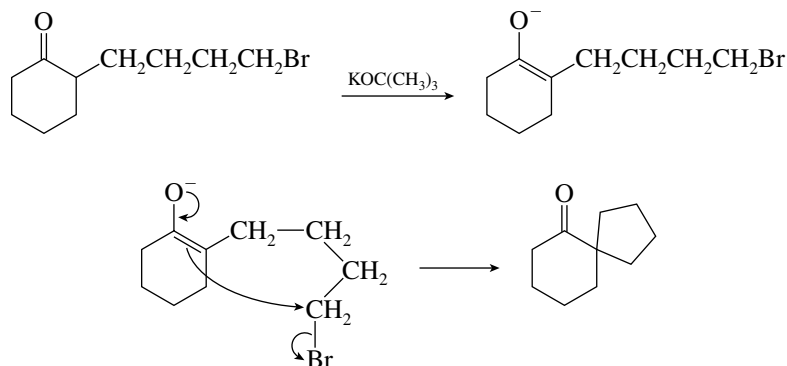
- (d) The six-membered ring is aromatic in the tautomeric form derived from the compound given.



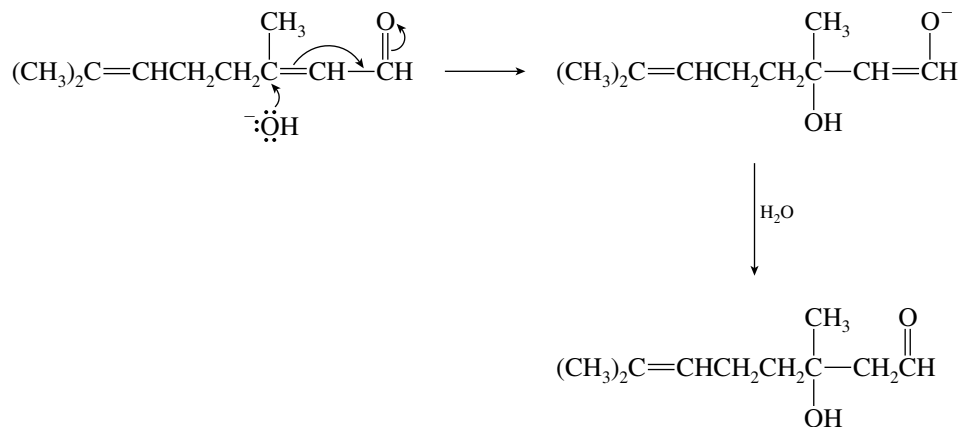
- (e) This compound is called **isourea**. Urea has a carbon–oxygen double bond and is more stable.



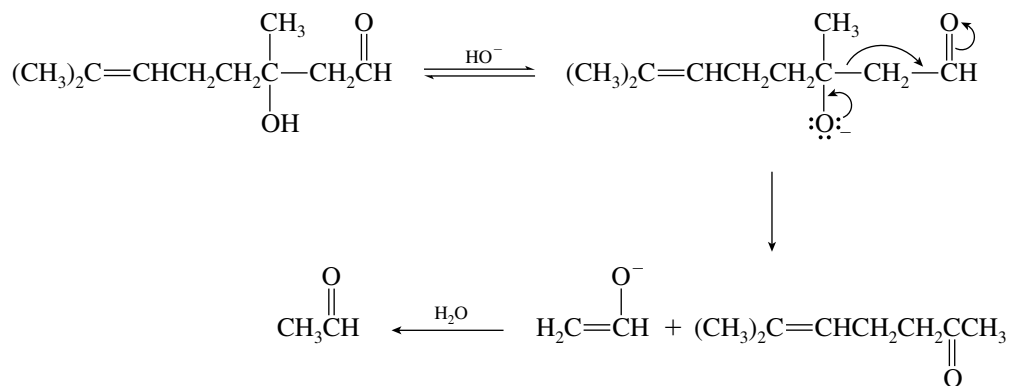
- 18.37** (a) This reaction is an intramolecular alkylation of a ketone. Although alkylation of a ketone with a separate alkyl halide molecule is usually difficult, **intramolecular** alkylation reactions can be carried out effectively. The enolate formed by proton abstraction from the α -carbon atom carries out a nucleophilic attack on the carbon that bears the leaving group.



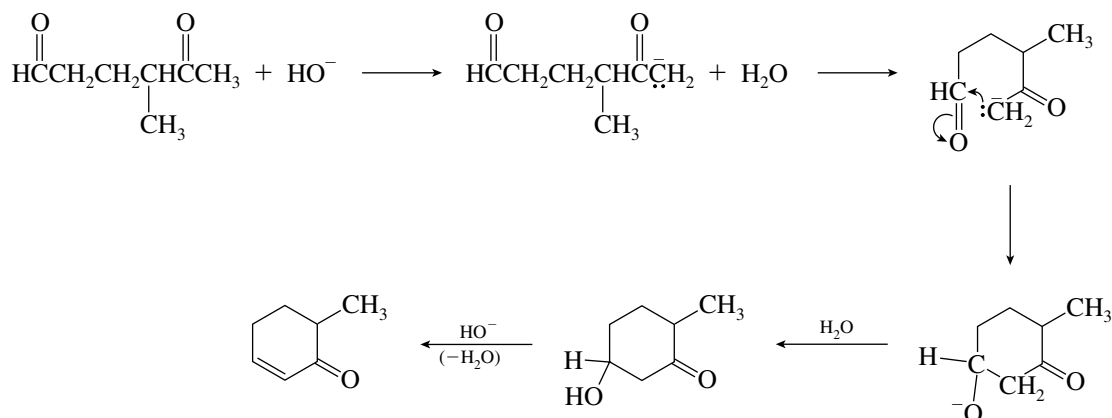
- (b) The starting material, known as **citral**, is converted to the two products by a reversal of an aldol condensation. The first step is conjugate addition of hydroxide.



The product of this conjugate addition is a β -hydroxy ketone. It undergoes base-catalyzed cleavage to the observed products.

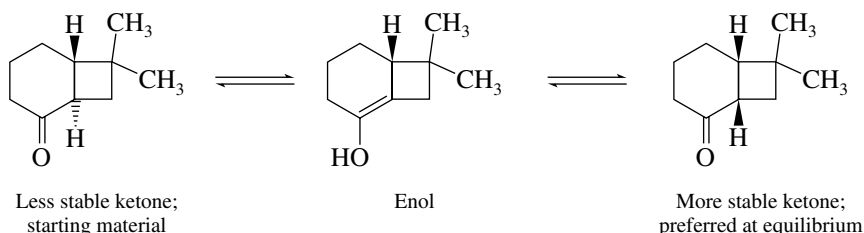


- (c) The product is formed by an intramolecular aldol condensation.



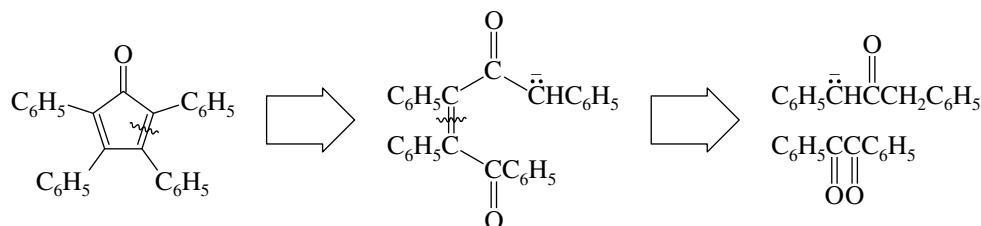
- (d) In this problem stereochemical isomerization involving a proton attached to the α -carbon atom of a ketone takes place. Enolization of the ketone yields an intermediate in which the

stereochemical integrity of the α carbon is lost. Reversion to ketone eventually leads to the formation of the more stable stereoisomer at equilibrium.

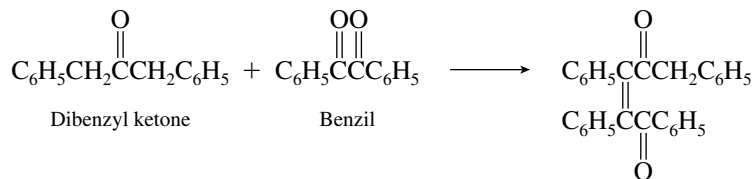


The rate of enolization is increased by heating or by base catalysis. The *cis* ring fusion in the product is more stable than the *trans* because there are not enough atoms in the six-membered ring to span *trans*-1,2 positions in the four-membered ring without excessive strain.

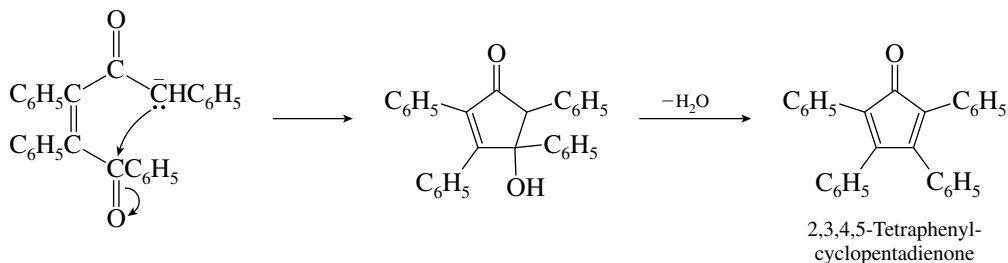
- (e) Working backward from the product, we can see that the transformation involves two aldol condensations: one intermolecular and the other intramolecular.



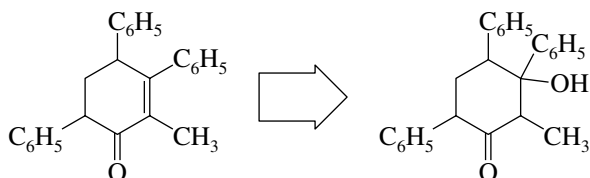
The first reaction is a mixed aldol condensation between the enolate of dibenzyl ketone and one of the carbonyl groups of the dione.



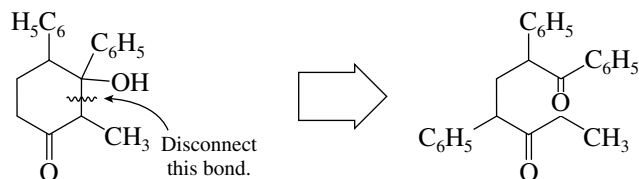
This is followed by an intramolecular aldol condensation.



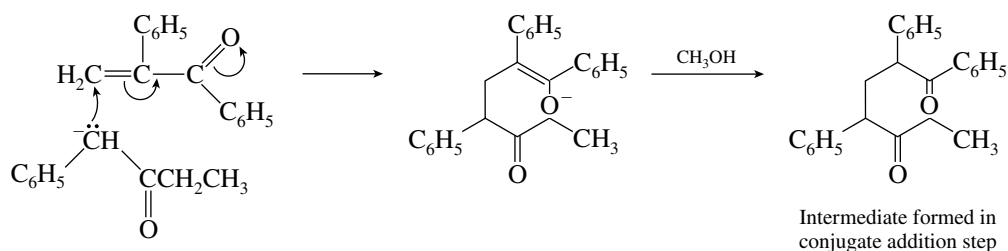
- (f) This is a fairly difficult problem because it is not obvious at the outset which of the two possible enolates of benzyl ethyl ketone undergoes conjugate addition to the α,β -unsaturated ketone. A good idea here is to work backward from the final product—in effect, do a retrosynthetic analysis. The first step is to recognize that the enone arises by dehydration of a β -hydroxy ketone.



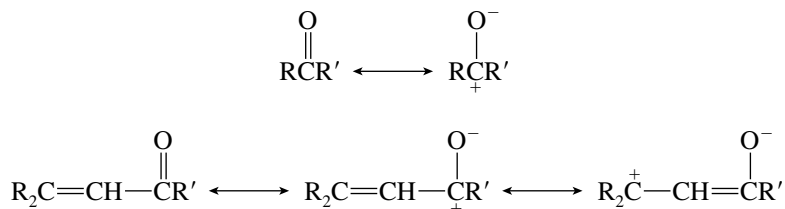
Now, mentally disconnect the bond between the α -carbon atom and the carbon that bears the hydroxyl group to reveal the intermediate that undergoes intramolecular aldol condensation.



The β -hydroxy ketone is the intermediate formed in the intramolecular aldol addition step, and the diketone that leads to it is the intermediate that is formed in the conjugate addition step. The relationship of the starting materials to the intermediates and product is now more evident.

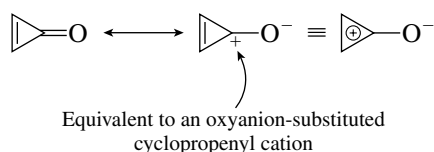


- 18.38 (a) The reduced $\text{C}=\text{O}$ stretching frequency of α,β -unsaturated ketones is consistent with an enhanced degree of single bond character as compared with simple dialkyl ketones.

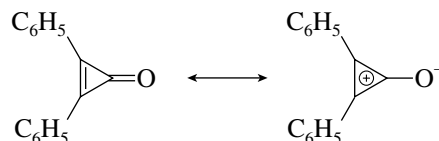


Resonance is more important in α,β -unsaturated ketones. Conjugation of the carbonyl group with the carbon-carbon double bond increases opportunities for electron delocalization.

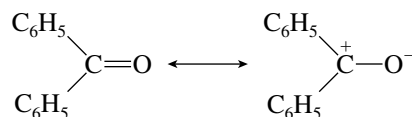
- (b) Even more single-bond character is indicated in the carbonyl group of cyclopropanone than in that of typical α,β -unsaturated ketones. The dipolar resonance form contributes substantially to the electron distribution because of the aromatic character of the three-membered ring. Recall that cyclopropenyl cation satisfies the $4n + 2$ rule for aromaticity (text Section 11.20).



- (c) The dipolar resonance form is a more important contributor to the electron distribution in diphenylcyclopropanone than in benzophenone.



is more pronounced than

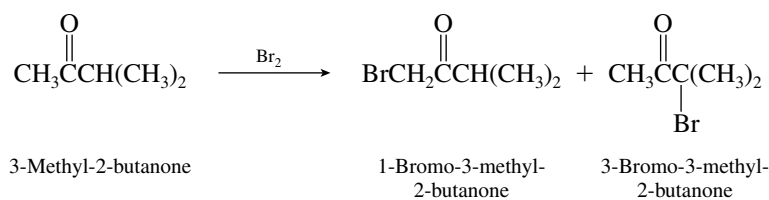


The dipolar resonance form of diphenylcyclopropenone has aromatic character. Its stability leads to increased charge separation and a larger dipole moment.

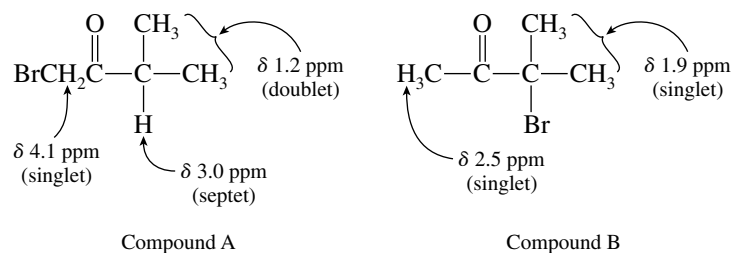
- (d) Decreased electron density at the β carbon atom of an α,β -unsaturated ketone is responsible for its decreased shielding. The decreased electron density arises from the polarization of its π electrons as represented by a significant contribution of the dipolar resonance form.



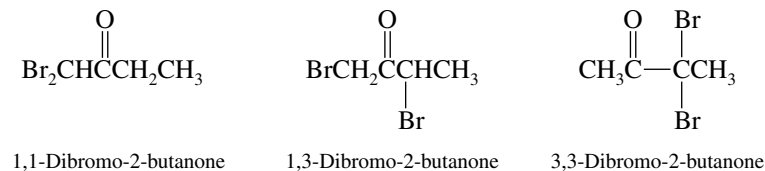
- 18.39 Bromination can occur at either of the two α -carbon atoms.



The ^1H NMR spectrum of the major product, compound A, is consistent with the structure of 1-bromo-3-methyl-2-butanone. The minor product B is identified as 3-bromo-3-methyl-2-butanone on the basis of its NMR spectrum.



- 18.40 Three dibromination products are possible from α halogenation of 2-butanone.



The product is **1,3-dibromo-2-butanone**, on the basis of its observed ^1H NMR spectrum, which showed two signals at low field. One is a two-proton singlet at δ 4.6 ppm assignable to CH_2Br and the other a one-proton quartet at δ 5.2 ppm assignable to CHBr .

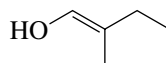
- 18.41 Solutions to molecular modeling exercises are not provided in this *Study Guide and Solutions Manual*. You should use *Learning By Modeling* for this exercise.

SELF-TEST

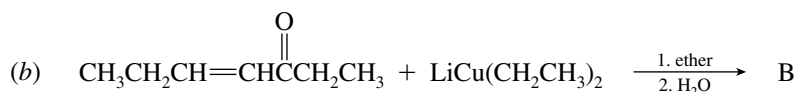
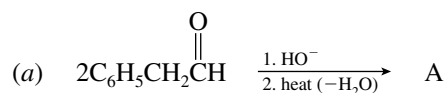
PART A

A-1. Write the correct structure(s) for each of the following:

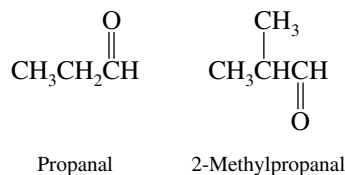
- The two enol forms of 2-butanone
- The enolate ion derived from reaction of 1,3-cyclohexanedione with sodium methoxide
- The carbonyl form of the following enol



A-2. Give the correct structures for compounds A and B in the following reaction schemes:

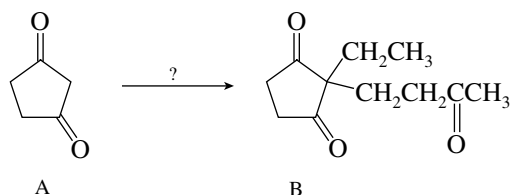


A-3. Write the structures of all the possible aldol addition products that may be obtained by reaction of a mixture of propanal and 2-methylpropanal with base.

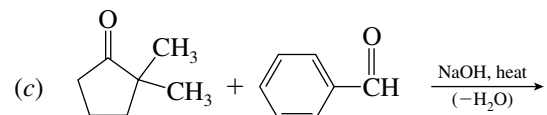
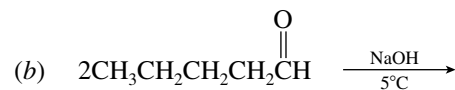
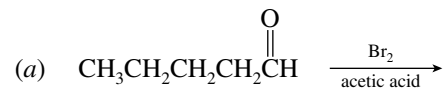


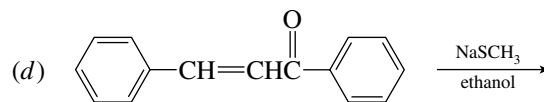
A-4. Using any necessary organic or inorganic reagents, outline a synthesis of 1,3-butanediol from ethanol as the only source of carbons.

A-5. Outline a series of reaction steps that will allow the preparation of compound B from 1,3-cyclopentanedione, compound A.

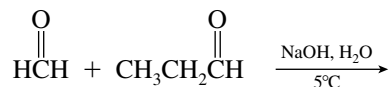


A-6. Give the structure of the product formed in each of the following reactions:

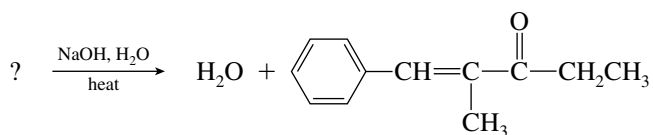




- A-7.** Write out the mechanism, using curved arrows to show electron movement, of the following aldol addition reaction.

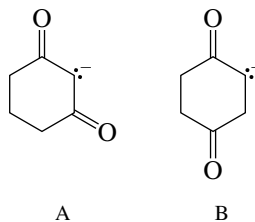


- A-8.** Identify the two starting materials needed to make the following compound by a mixed aldol condensation.



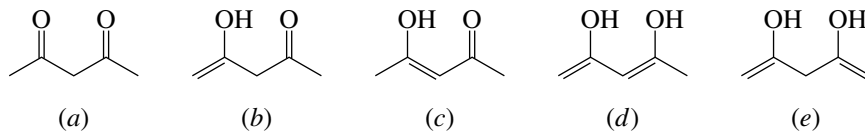
PART B

- B-1.** When enolate A is compared with enolate B

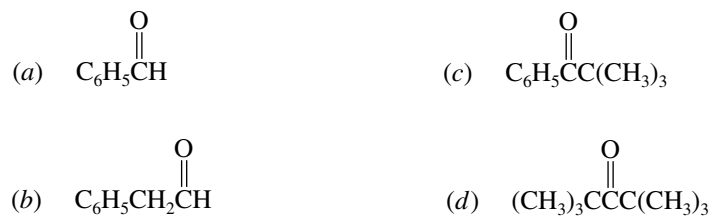


which of the following statements is true?

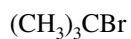
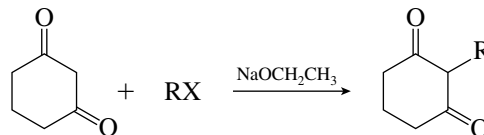
- (a) A is more stable than B.
 (b) B is more stable than A.
 (c) A and B have the same stability.
 (d) No comparison of stability can be made.
- B-2.** Which structure is the most stable?



- B-3.** Which one of the following molecules contains deuterium ($^2\text{H} = \text{D}$) after reaction with NaOD in D_2O ?



B-4. Which of the following RX compounds is (are) the best alkylating agent(s) in the reaction shown?



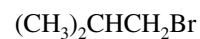
1



2



3



4

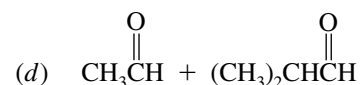
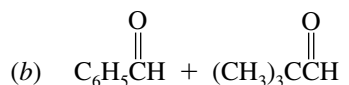
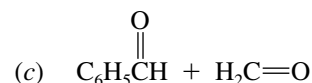
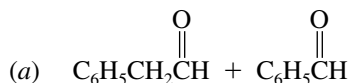
(a) 1 and 4

(c) 2 and 4

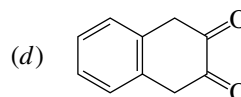
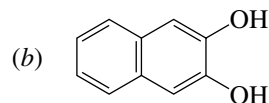
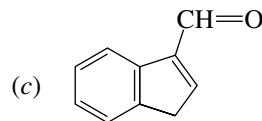
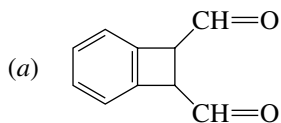
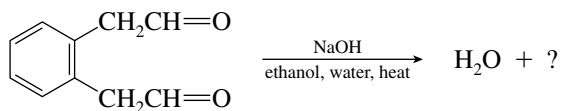
(b) 4 only

(d) 1, 3, and 4

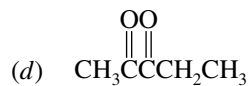
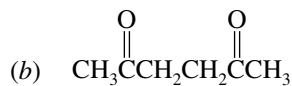
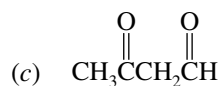
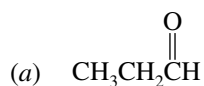
B-5. Which of the following pairs of aldehydes gives a single product in a mixed aldol condensation?



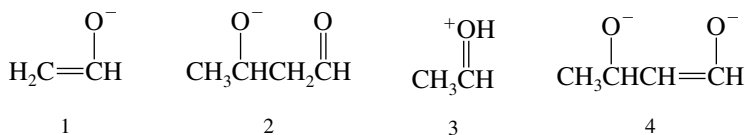
B-6. What is the principal product of the following reaction?



B-7. Which of the following forms an enol to the greatest extent?

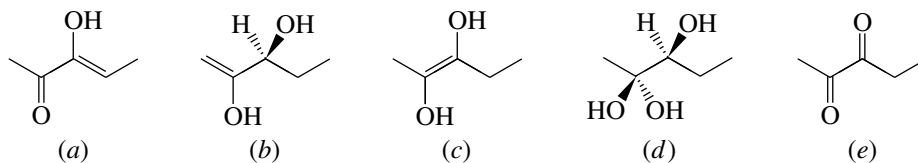
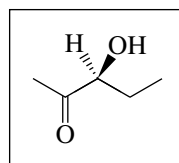


B-8. Which of the following species is (are) *not* intermediates in the aldol condensation of acetaldehyde (ethanal) in aqueous base?

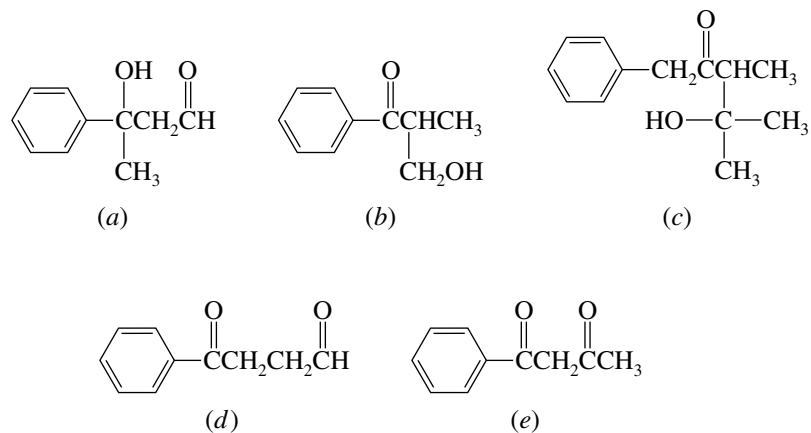


- (a) 1 and 2 (c) 4 only (e) 3 and 4
 (b) 3 only (d) 2 and 3

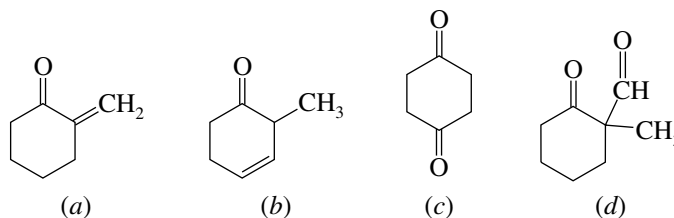
B-9. The compound shown in the box undergoes racemization on reaction with aqueous acid. Which of the following structures best represents the intermediate responsible for this process?



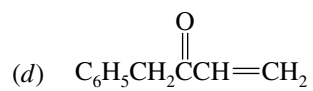
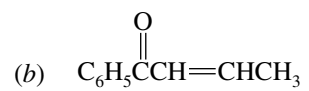
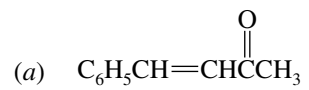
B-10. Which one of the following compounds is the best candidate for being prepared by an efficient mixed aldol addition reaction?



B-11. Which one of the following undergoes 1,4-addition with CH_3SK (in ethanol)?



B-12. Benzalacetone is the mixed aldol condensation product formed between benzaldehyde ($\text{C}_6\text{H}_5\text{CH}=\text{O}$) and acetone [$(\text{CH}_3)_2\text{C}=\text{O}$]. What is its structure?



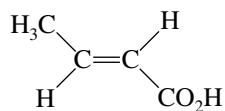


CHAPTER 19

CARBOXYLIC ACIDS

SOLUTIONS TO TEXT PROBLEMS

- 19.1 (b) The four carbon atoms of crotonic acid form a continuous chain. Because there is a double bond between C-2 and C-3, crotonic acid is one of the stereoisomers of 2-butenoic acid. The stereochemistry of the double bond is *E*.



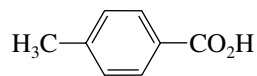
(*E*)-2-Butenoic acid
(crotonic acid)

- (c) Oxalic acid is a dicarboxylic acid that contains two carbons. It is **ethanedioic acid**.



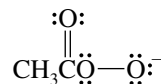
Ethanedioic acid
(oxalic acid)

- (d) The name given to $\text{C}_6\text{H}_5\text{CO}_2\text{H}$ is benzoic acid. Because it has a methyl group at the para position, the compound shown is ***p*-methylbenzoic acid**, or **4-methylbenzoic acid**.



p-Methylbenzoic acid or
4-methylbenzoic acid
(*p*-toluic acid)

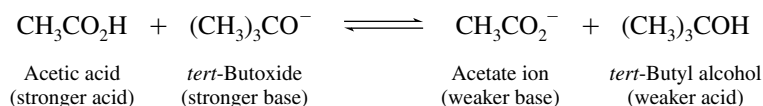
- 19.2 Ionization of peroxy acids such as peroxyacetic acid yields an anion that cannot be stabilized by resonance in the same way that acetate can.



Delocalization of negative charge into carbonyl group is not possible in peroxyacetate ion.

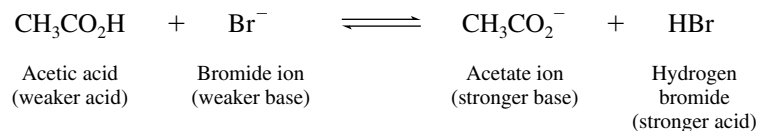
- 19.3 Recall from Chapter 4 (text Section 4.6) that an acid–base equilibrium favors formation of the weaker acid and base. Also remember that the weaker acid forms the stronger conjugate base, and vice versa.

- (b) The acid–base reaction between acetic acid and *tert*-butoxide ion is represented by the equation



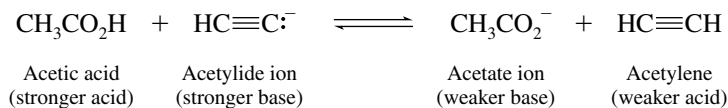
Alcohols are weaker acids than carboxylic acids; the equilibrium lies to the right.

- (c) Bromide ion is the conjugate base of hydrogen bromide, a strong acid.



In this case, the position of equilibrium favors the starting materials, because acetic acid is a weaker acid than hydrogen bromide.

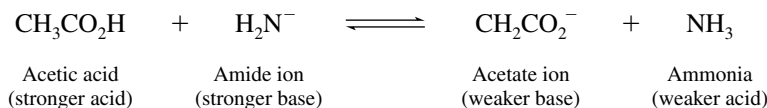
- (d) Acetylide ion is a rather strong base, and acetylene, with a K_a of 10^{-26} , is a much weaker acid than acetic acid. The position of equilibrium favors the formation of products.



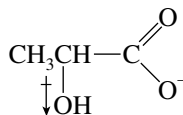
- (e) Nitrate ion is a very weak base; it is the conjugate base of the strong acid nitric acid. The position of equilibrium lies to the left.



- (f) Amide ion is a very strong base; it is the conjugate base of ammonia, $\text{p}K_a = 36$. The position of equilibrium lies to the right.

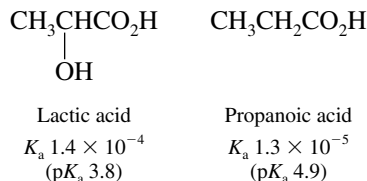


- 19.4 (b) Propanoic acid is similar to acetic acid in its acidity. A hydroxyl group at C-2 is electron-withdrawing and stabilizes the carboxylate ion of lactic acid by a combination of inductive and field effects.

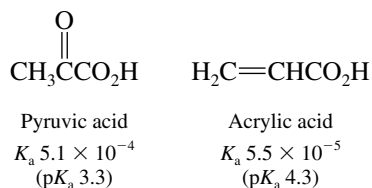


Hydroxyl group stabilizes negative charge by attracting electrons.

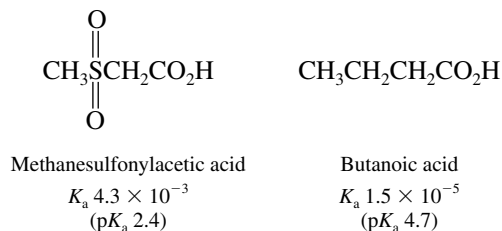
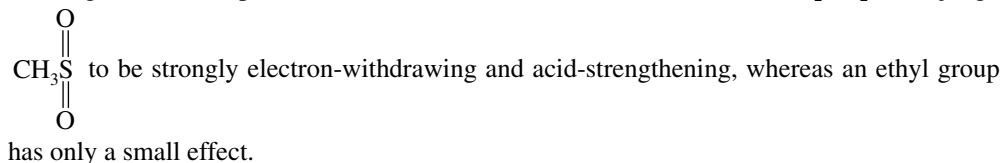
Lactic acid is more acidic than propanoic acid. The measured ionization constants are



- (c) A carbonyl group is more strongly electron-withdrawing than a carbon-carbon double bond. Pyruvic acid is a stronger acid than acrylic acid.



- (d) Viewing the two compounds as substituted derivatives of acetic acid, $\text{RCH}_2\text{CO}_2\text{H}$, we judge



- 19.5 The compound can only be a carboxylic acid; no other class containing only carbon, hydrogen, and oxygen is more acidic. A reasonable choice is $\text{HC}\equiv\text{CCO}_2\text{H}$; C-2 is *sp*-hybridized and therefore rather electron-withdrawing and acid-strengthening. This is borne out by its measured ionization constant K_a , which is 1.4×10^{-2} ($pK_a 1.8$).

- 19.6 For carbonic acid, the “true K_1 ” is given by

$$\text{True } K_1 = \frac{[\text{H}^+][\text{HCO}_3^-]}{[\text{H}_2\text{CO}_3]}$$

The “observed K ” is given by the expression

$$4.3 \times 10^{-7} = \frac{[\text{H}^+][\text{HCO}_3^-]}{[\text{CO}_2]}$$

which can be rearranged to

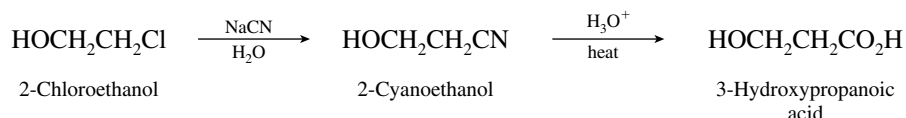
$$[\text{H}^+][\text{HCO}_3^-] = (4.3 \times 10^{-7})[\text{CO}_2]$$

and therefore

$$\begin{aligned} \text{True } K_1 &= \frac{(4.3 \times 10^{-7})[\text{CO}_2]}{[\text{H}_2\text{CO}_3]} \\ &= \frac{(4.3 \times 10^{-7})(99.7)}{0.3} \\ &= 1.4 \times 10^{-4} \end{aligned}$$

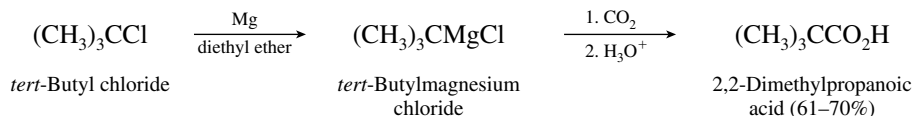
Thus, when corrected for the small degree to which carbon dioxide is hydrated, it can be seen that carbonic acid is actually a stronger acid than acetic acid. Carboxylic acids dissolve in sodium bicarbonate solution because the equilibrium that leads to carbon dioxide formation is favorable, not because carboxylic acids are stronger acids than carbonic acid.

- 19.7 (b) 2-Chloroethanol has been converted to 3-hydroxypropanoic acid by way of the corresponding nitrile.



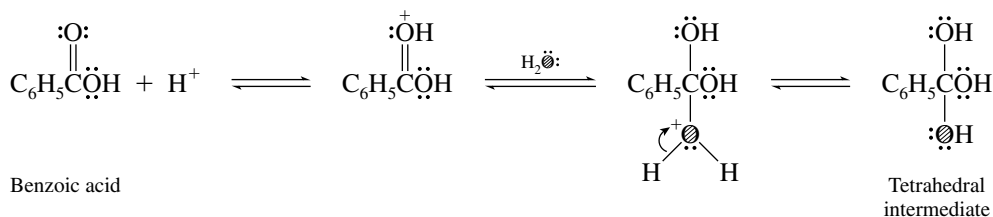
The presence of the hydroxyl group in 2-chloroethanol precludes the preparation of a Grignard reagent from this material, and so any attempt at the preparation of 3-hydroxypropanoic acid via the Grignard reagent of 2-chloroethanol is certain to fail.

- (c) Grignard reagents can be prepared from tertiary halides and react in the expected manner with carbon dioxide. The procedure shown is entirely satisfactory.

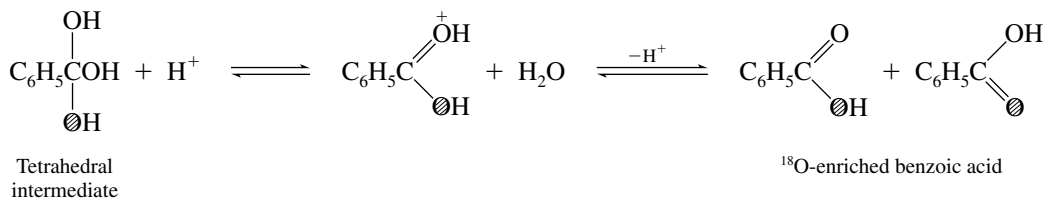


Preparation by way of the nitrile will not be feasible. Rather than react with sodium cyanide by substitution, *tert*-butyl chloride will undergo elimination exclusively. The $\text{S}_{\text{N}}2$ reaction with cyanide ion is limited to primary and secondary alkyl halides.

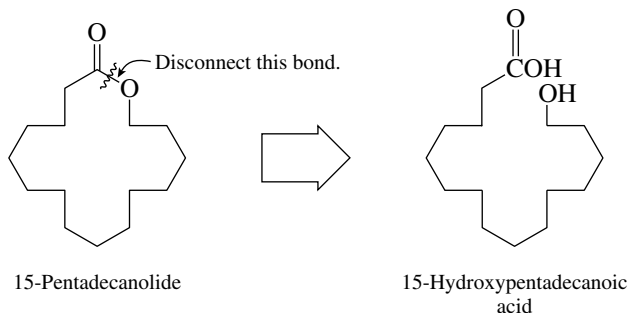
- 19.8 Incorporation of ^{18}O into benzoic acid proceeds by a mechanism analogous to that of esterification. The nucleophile that adds to the protonated form of benzoic acid is ^{18}O -enriched water (the ^{18}O atom is represented by the shaded letter $\text{\textcircled{O}}$ in the following equations).



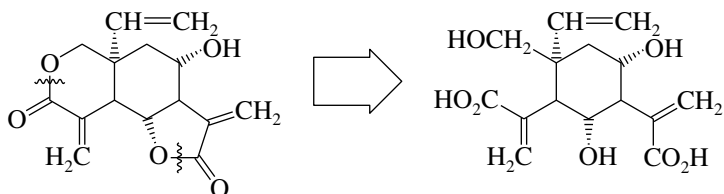
The three hydroxyl groups of the tetrahedral intermediate are equivalent except that one of them is labeled with ^{18}O . Any one of these three hydroxyl groups may be lost in the dehydration step; when the hydroxyl group that is lost is unlabeled, an ^{18}O label is retained in the benzoic acid.



- 19.9 (b) The 16-membered ring of 15-pentadecanolide is formed from 15-hydroxypentadecanoic acid.

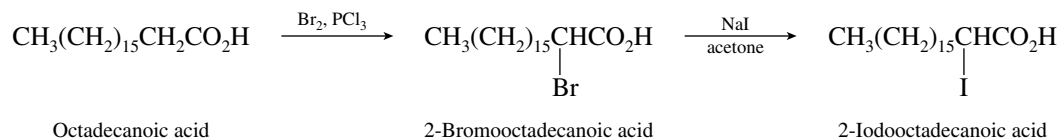


- (c) Vernolepin has two lactone rings, which can be related to two hydroxy acid combinations.

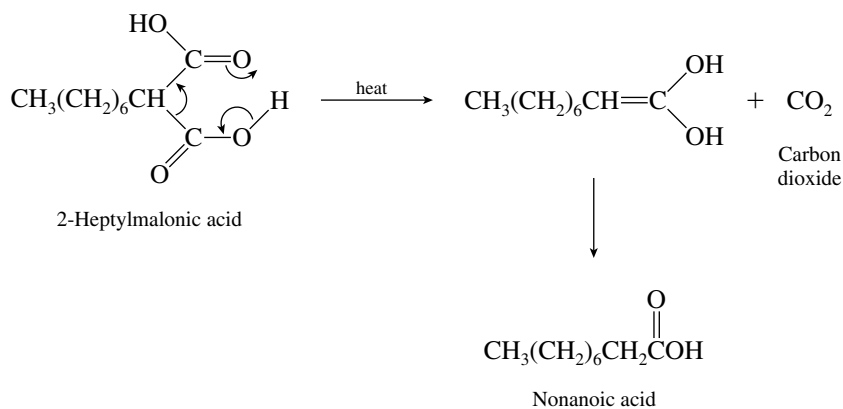


Be sure to keep the relative stereochemistry unchanged. Remember, the carbon–oxygen bond of an alcohol remains intact when the alcohol reacts with a carboxylic acid to give an ester.

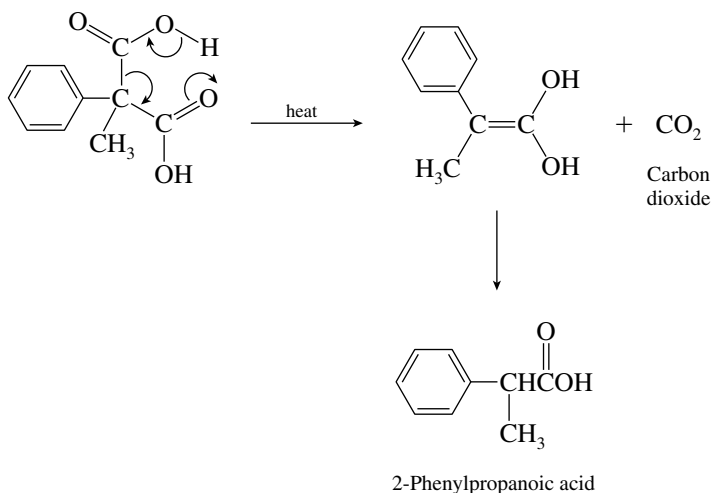
- 19.10 Alkyl chlorides and bromides undergo nucleophilic substitution when treated with sodium iodide in acetone (Section 8.1). A reasonable approach is to brominate octadecanoic acid at its α -carbon atom, then replace the bromine substituent with iodine by nucleophilic substitution.



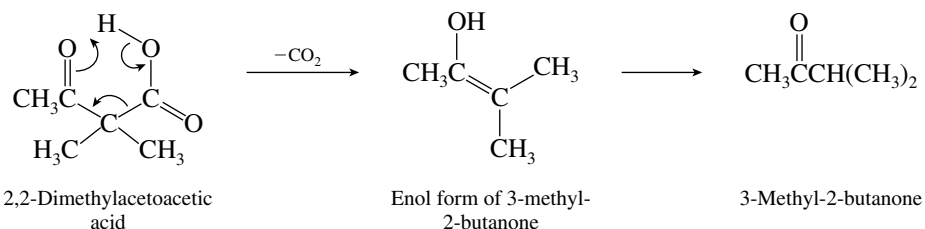
- 19.11 (b) The starting material is a derivative of malonic acid. It undergoes efficient thermal decarboxylation in the manner shown.



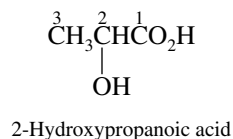
- (c) The phenyl and methyl substituents attached to C-2 of malonic acid play no role in the decarboxylation process.



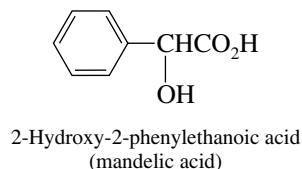
- 19.12 (b) The thermal decarboxylation of β -keto acids resembles that of substituted malonic acids. The structure of 2,2-dimethylacetoacetic acid and the equation representing its decarboxylation were given in the text. The overall process involves the bonding changes shown.



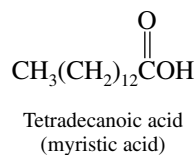
- 19.13 (a) Lactic acid (2-hydroxypropanoic acid) is a three-carbon carboxylic acid that bears a hydroxyl group at C-2.



- (b) The parent name **ethanoic acid** tells us that the chain that includes the carboxylic acid function contains only two carbons. A hydroxyl group and a phenyl substituent are present at C-2.



- (c) The parent alkane is **tetradecane**, which has an unbranched chain of 14 carbons. The terminal methyl group is transformed to a carboxyl function in tetradecanoic acid.

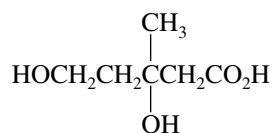


- (d) Undecane is the unbranched alkane with 11 carbon atoms, undecanoic acid is the corresponding carboxylic acid, and **undecenoic acid** is an 11-carbon carboxylic acid that contains a double bond. Because the carbon chain is numbered beginning with the carboxyl group, 10-undecenoic acid has its double bond at the opposite end of the chain from the carboxyl group.



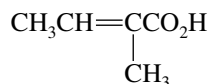
10-Undecenoic acid
(undecylenic acid)

- (e) Mevalonic acid has a five-carbon chain with hydroxyl groups at C-3 and C-5, along with a methyl group at C-3.



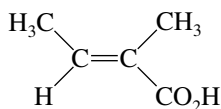
3,5-Dihydroxy-3-methylpentanoic acid
(mevalonic acid)

- (f) The constitution represented by the systematic name 2-methyl-2-butenoic acid gives rise to two stereoisomers.

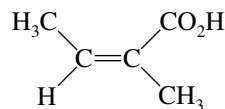


2-Methyl-2-butenoic acid

Tiglic acid is the *E* isomer, and the *Z* isomer is known as **angelic acid**. The higher ranked substituents, methyl and carboxyl, are placed on opposite sides of the double bond in tiglic acid and on the same side in angelic acid.

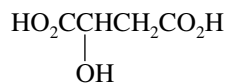


(*E*)-2-Methyl-2-butenoic acid (tiglic acid)



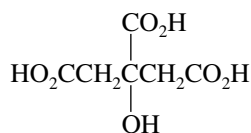
(*Z*)-2-Methyl-2-butenoic acid (angelic acid)

- (g) Butanedioic acid is a four-carbon chain in which both terminal carbons are carboxylic acid groups. Malic acid has a hydroxyl group at C-2.



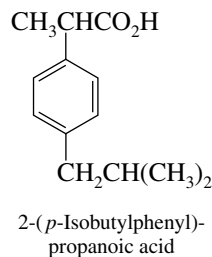
2-Hydroxybutanedioic acid
(malic acid)

- (h) Each of the carbon atoms of propane bears a carboxyl group as a substituent in 1,2,3-propanetricarboxylic acid. In citric acid C-2 also bears a hydroxyl group.

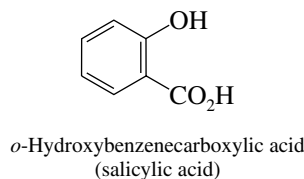


2-Hydroxy-1,2,3-propanetricarboxylic acid
(citric acid)

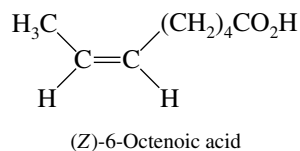
- (i) There is an aryl substituent at C-2 of propanoic acid in ibuprofen. This aryl substituent is a benzene ring bearing an isobutyl group at the para position.



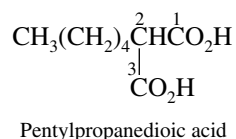
- (j) Benzenecarboxylic acid is the systematic name for benzoic acid. **Salicylic acid** is a derivative of benzoic acid bearing a hydroxyl group at the position ortho to the carboxyl.



- 19.14** (a) The carboxylic acid contains a linear chain of eight carbon atoms. The parent alkane is **octane**, and so the systematic name of $\text{CH}_3(\text{CH}_2)_6\text{CO}_2\text{H}$ is **octanoic acid**.
- (b) The compound shown is the potassium salt of octanoic acid. It is **potassium octanoate**.
- (c) The presence of a double bond in $\text{CH}_2=\text{CH}(\text{CH}_2)_5\text{CO}_2\text{H}$ is indicated by the ending *-enoic acid*. Numbering of the chain begins with the carboxylic acid, and so the double bond is between C-7 and C-8. The compound is **7-octenoic acid**.
- (d) Stereochemistry is systematically described by the *E-Z* notation. Here, the double bond between C-6 and C-7 in octenoic acid has the *Z* configuration; the higher ranked substituents are on the same side.

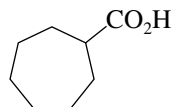


- (e) A dicarboxylic acid is named as a **dioic acid**. The carboxyl functions are the terminal carbons of an eight-carbon chain; $\text{HO}_2\text{C}(\text{CH}_2)_6\text{CO}_2\text{H}$ is **octanedioic acid**. It is not necessary to identify the carboxylic acid locations by number because they can only be at the ends of the chain when the *-dioic acid* name is used.
- (f) Pick the longest continuous chain that includes both carboxyl groups and name the compound as a *-dioic acid*. This chain contains only three carbons and bears a pentyl group as a substituent at C-2. It is not necessary to specify the position of the pentyl group, because it can only be attached to C-2.

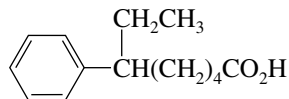


Malonic acid is an acceptable synonym for propanedioic acid; this compound may also be named **pentylmalonic acid**.

- (g) A carboxylic acid function is attached as a substituent on a seven-membered ring. The compound is **cycloheptanecarboxylic acid**.



- (h) The aromatic ring is named as a substituent attached to the eight-carbon carboxylic acid. Numbering of the chain begins with the carboxyl group.



6-Phenyloctanoic acid

- 19.15** (a) Carboxylic acids are the most acidic class of organic compounds containing only the elements C, H, and O. The order of decreasing acidity is

		K_a	pK_a
Acetic acid	$\text{CH}_3\text{CO}_2\text{H}$	1.8×10^{-5}	4.7
Ethanol	$\text{CH}_3\text{CH}_2\text{OH}$	10^{-16}	16
Ethane	CH_3CH_3	$\approx 10^{-46}$	≈ 46

- (b) Here again, the carboxylic acid is the strongest acid and the hydrocarbon the weakest:

		K_a	pK_a
Benzoic acid	$\text{C}_6\text{H}_5\text{CO}_2\text{H}$	6.7×10^{-5}	4.2
Benzyl alcohol	$\text{C}_6\text{H}_5\text{CH}_2\text{OH}$	10^{-16} – 10^{-18}	16–18
Benzene	C_6H_6	$\approx 10^{-43}$	≈ 43

- (c) Propanedioic acid is a stronger acid than propanoic acid because the electron-withdrawing effect of one carboxyl group enhances the ionization of the other. Propanedial is a 1,3-dicarbonyl compound that yields a stabilized enolate; it is more acidic than 1,3-propanediol.

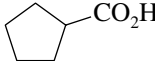
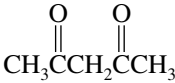
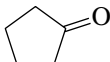

		K_a	pK_a
Propanedioic acid	$\text{HO}_2\text{CCH}_2\text{CO}_2\text{H}$	1.4×10^{-3}	2.9
Propanoic acid	$\text{CH}_3\text{CH}_2\text{CO}_2\text{H}$	1.3×10^{-5}	4.9
Propanedial	$\text{O}=\text{CHCH}_2\text{CH}=\text{O}$	$\approx 10^{-9}$	≈ 9
1,3-Propanediol	$\text{HOCH}_2\text{CH}_2\text{CH}_2\text{OH}$	$\approx 10^{-16}$	≈ 16

- (d) Trifluoromethanesulfonic acid is by far the strongest acid in the group. It is structurally related to sulfuric acid, but its three fluorine substituents make it much stronger. Fluorine substituents

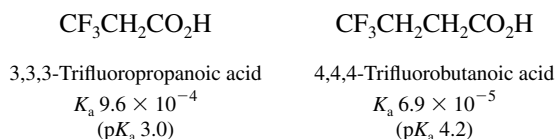
increase the acidity of carboxylic acids and alcohols relative to their nonfluorinated analogs, but not enough to make fluorinated alcohols as acidic as carboxylic acids.

		K_a	pK_a
Trifluoromethanesulfonic acid	$\text{CF}_3\text{SO}_2\text{OH}$	10^6	-6
Trifluoroacetic acid	$\text{CF}_3\text{CO}_2\text{H}$	5.9×10^{-1}	0.2
Acetic acid	$\text{CH}_3\text{CO}_2\text{H}$	1.8×10^{-5}	4.7
2,2,2-Trifluoroethanol	$\text{CF}_3\text{CH}_2\text{OH}$	4.2×10^{-13}	12.4
Ethanol	$\text{CH}_3\text{CH}_2\text{OH}$	$\approx 10^{-16}$	≈ 16

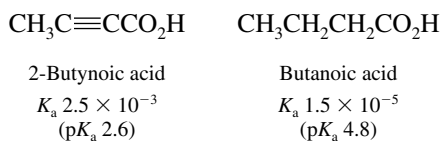
(e) The order of decreasing acidity is carboxylic acid > β -diketone > ketone > hydrocarbon.

		K_a	pK_a
Cyclopentanecarboxylic acid		1×10^{-5}	5.0
2,4-Pentanedione		10^{-9}	9
Cyclopentanone		10^{-20}	20
Cyclopentene		10^{-45}	45

19.16 (a) A trifluoromethyl group is strongly electron-withdrawing and acid-strengthening. Its ability to attract electrons from the carboxylate ion decreases as its distance down the chain increases. 3,3,3-Trifluoropropanoic acid is a stronger acid than 4,4,4-trifluorobutanoic acid.

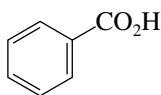


(b) The carbon that bears the carboxyl group in 2-butyric acid is sp -hybridized and is, therefore, more electron-withdrawing than the sp^3 -hybridized α carbon of butanoic acid. The anion of 2-butyric acid is therefore stabilized better than the anion of butanoic acid, and 2-butyric acid is a stronger acid.

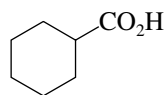


(c) Cyclohexanecarboxylic acid is a typical aliphatic carboxylic acid and is expected to be similar to acetic acid in acidity. The greater electronegativity of the sp^2 -hybridized carbon

attached to the carboxyl group in benzoic acid stabilizes benzoate anion better than the corresponding sp^3 -hybridized carbon stabilizes cyclohexanecarboxylate. Benzoic acid is a stronger acid.

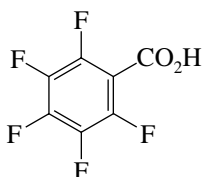


Benzoic acid
 $K_a 6.7 \times 10^{-5}$
 ($pK_a 4.2$)

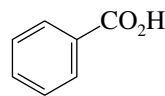


Cyclohexanecarboxylic acid
 $K_a 1.2 \times 10^{-5}$
 ($pK_a 4.9$)

- (d) Its five fluorine substituents make the pentafluorophenyl group more electron-withdrawing than an unsubstituted phenyl group. Thus, pentafluorobenzoic acid is a stronger acid than benzoic acid.

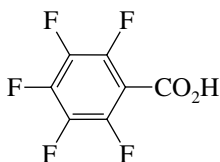


Pentafluorobenzoic acid
 $K_a 4.1 \times 10^{-4}$
 ($pK_a 3.4$)

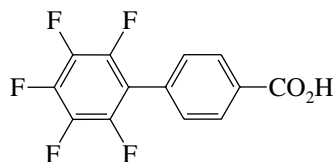


Benzoic acid
 $K_a 6.7 \times 10^{-5}$
 ($pK_a 4.2$)

- (e) The pentafluorophenyl substituent is electron-withdrawing and increases the acidity of a carboxyl group to which it is attached. Its electron-withdrawing effect decreases with distance. Pentafluorobenzoic acid is a stronger acid than *p*-(pentafluorophenyl)benzoic acid.

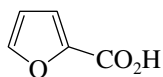


Pentafluorobenzoic acid
 $K_a 4.1 \times 10^{-4}$
 ($pK_a 3.4$)

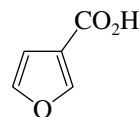


p-(Pentafluorophenyl)benzoic acid
 (K_a not measured in water; comparable with benzoic acid in acidity)

- (f) The oxygen of the ring exercises an acidifying effect on the carboxyl group. This effect is largest when the oxygen is attached directly to the carbon that bears the carboxyl group. Furan-2-carboxylic acid is thus a stronger acid than furan-3-carboxylic acid.



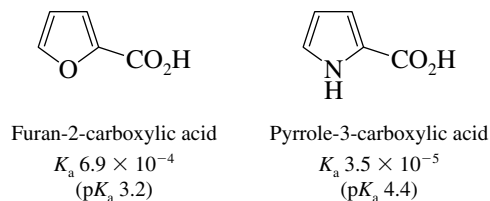
Furan-2-carboxylic acid
 $K_a 6.9 \times 10^{-4}$
 ($pK_a 3.2$)



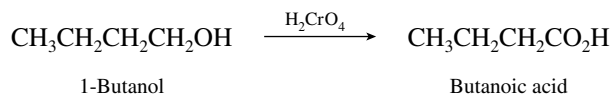
Furan-3-carboxylic acid
 $K_a 1.1 \times 10^{-4}$
 ($pK_a 3.9$)

- (g) Furan-2-carboxylic acid has an oxygen attached to the carbon that bears the carboxyl group, whereas pyrrole-2-carboxylic acid has a nitrogen in that position. Oxygen is more

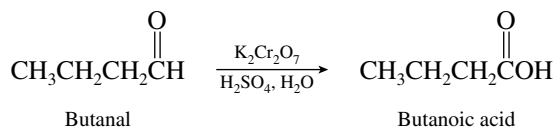
electronegative than nitrogen and so stabilizes the carboxylate anion better. Furan-2-carboxylic acid is a stronger acid than pyrrole-2-carboxylic acid.



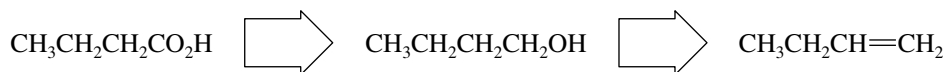
- 19.17 (a) The conversion of 1-butanol to butanoic acid is simply the oxidation of a primary alcohol to a carboxylic acid. Chromic acid is a suitable oxidizing agent.



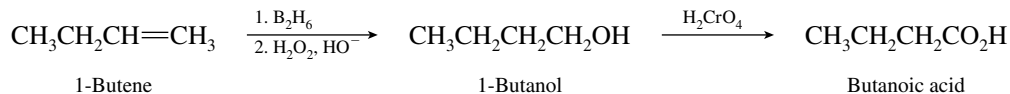
- (b) Aldehydes may be oxidized to carboxylic acids by any of the oxidizing agents that convert primary alcohols to carboxylic acids.



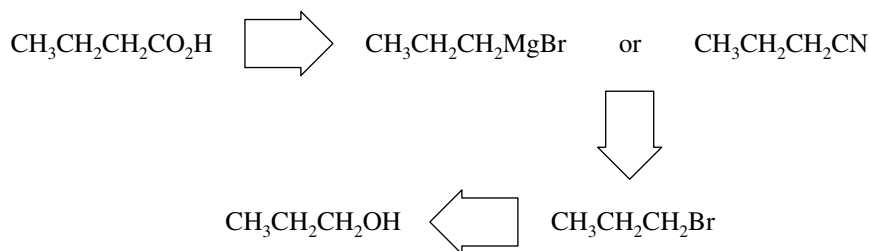
- (c) The starting material has the same number of carbon atoms as does butanoic acid, and so all that is required is a series of functional group transformations. Carboxylic acids may be obtained by oxidation of the corresponding primary alcohol. The alcohol is available from the designated starting material, 1-butene.



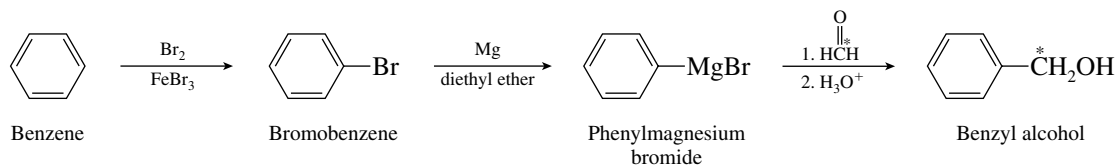
Hydroboration-oxidation of 1-butene yields 1-butanol, which can then be oxidized to butanoic acid as in part (a).



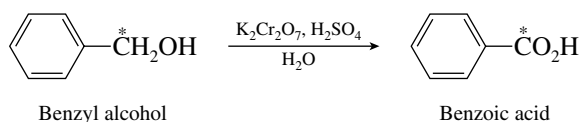
- (d) Converting 1-propanol to butanoic acid requires the carbon chain to be extended by one atom. Both methods for achieving this conversion, carboxylation of a Grignard reagent and formation and hydrolysis of a nitrile, begin with alkyl halides. Alkyl halides in turn are prepared from alcohols.



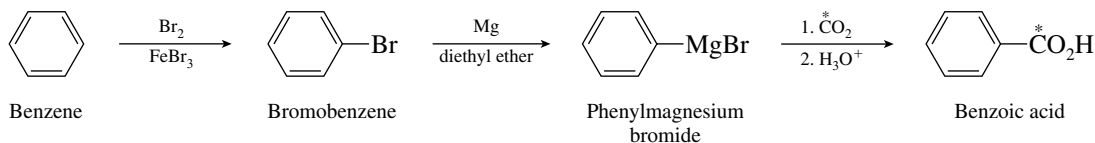
- (b) Formaldehyde can serve as a one-carbon source if it is attacked by the Grignard reagent derived from bromobenzene.



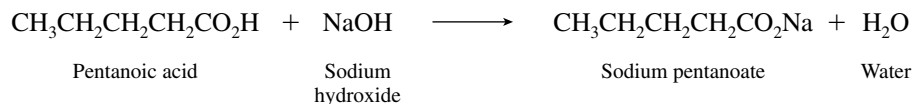
This sequence yields ^{14}C -labeled benzyl alcohol, which can be oxidized to ^{14}C -labeled benzoic acid.



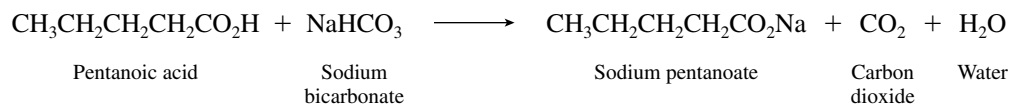
- (c) A direct route to ^{14}C -labeled benzoic acid utilizes a Grignard synthesis employing ^{14}C -labeled carbon dioxide.



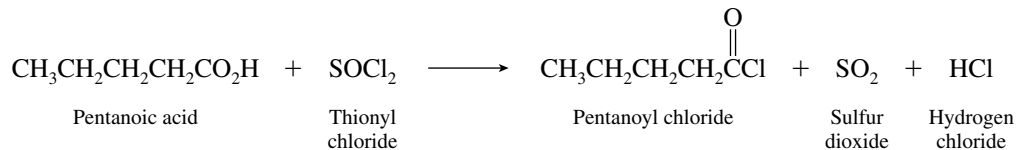
- 19.19 (a) An acid–base reaction takes place when pentanoic acid is combined with sodium hydroxide.



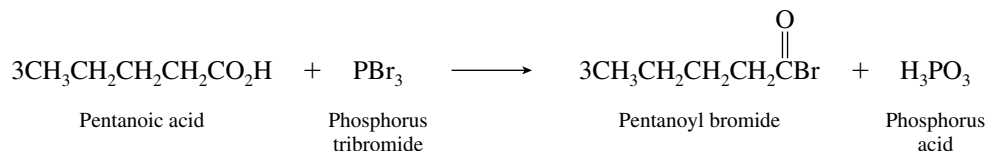
- (b) Carboxylic acids react with sodium bicarbonate to give carbonic acid, which dissociates to carbon dioxide and water, so that the actual reaction that takes place is



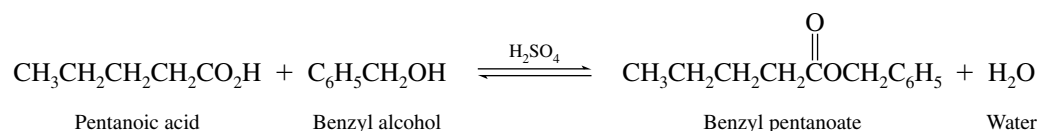
- (c) Thionyl chloride is a reagent that converts carboxylic acids to the corresponding acyl chlorides.



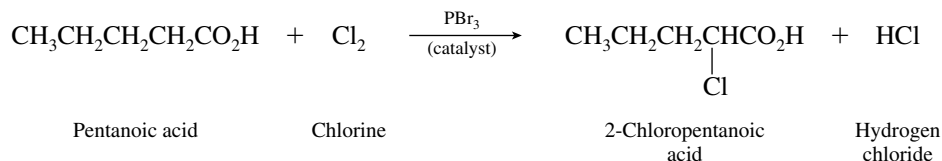
- (d) Phosphorus tribromide is used to convert carboxylic acids to their acyl bromides.



(e) Carboxylic acids react with alcohols in the presence of acid catalysts to give esters.

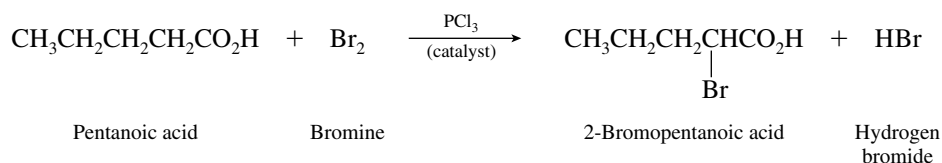


(f) Chlorine is introduced at the α -carbon atom of a carboxylic acid. The reaction is catalyzed by a small amount of phosphorus or a phosphorus trihalide and is called the Hell–Volhard–Zelinsky reaction.

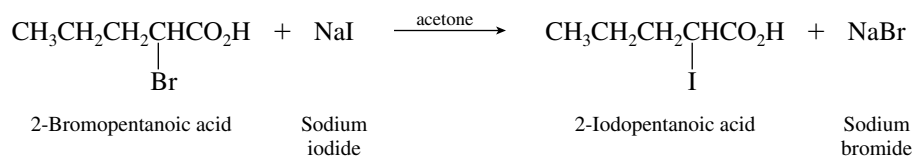


The α -halo substituent is derived from the halogen used, not from the phosphorus trihalide.

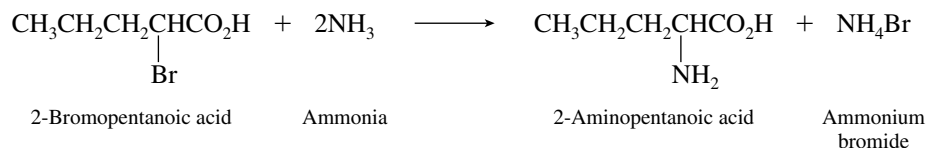
(g) In the case, bromine is introduced at the α carbon.



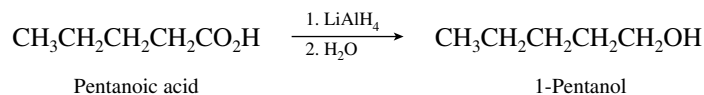
(h) α -Halo carboxylic acids are reactive substrates in nucleophilic substitution. Iodide acts as a nucleophile to displace bromide from 2-bromopentanoic acid.



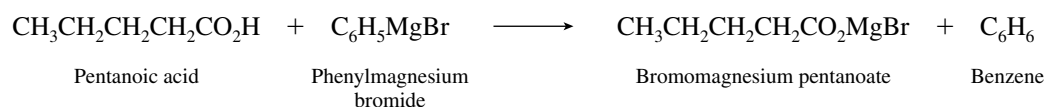
(i) Aqueous ammonia converts α -halo acids to α -amino acids.



(j) Lithium aluminum hydride is a powerful reducing agent and reduces carboxylic acids to primary alcohols.

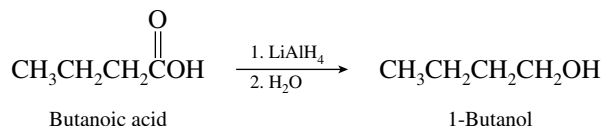


(k) Phenylmagnesium bromide acts as a base to abstract the carboxylic acid proton.

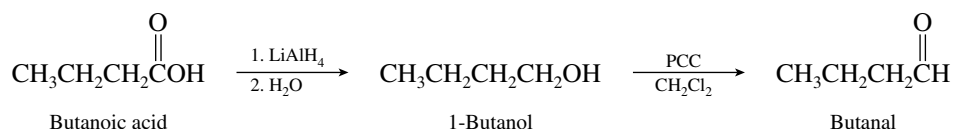


Grignard reagents are not compatible with carboxylic acids; proton transfer converts the Grignard reagent to the corresponding hydrocarbon.

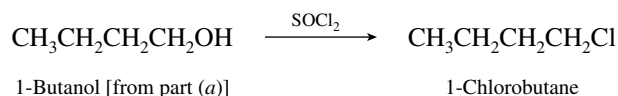
- 19.20 (a) Conversion of butanoic acid to 1-butanol is a reduction and requires lithium aluminum hydride as the reducing agent.



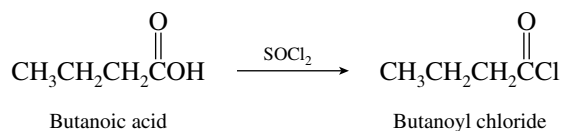
- (b) Carboxylic acids cannot be reduced directly to aldehydes. The following two-step procedure may be used:



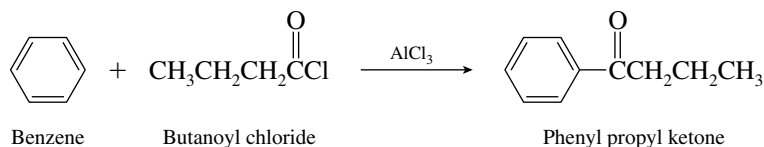
- (c) Remember that alkyl halides are usually prepared from alcohols. 1-Butanol is therefore needed in order to prepare 1-chlorobutane.



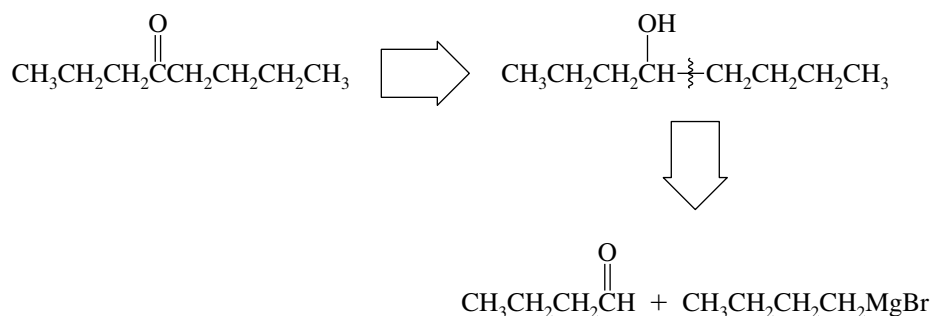
- (d) Carboxylic acids are converted to their corresponding acyl chlorides with thionyl chloride.



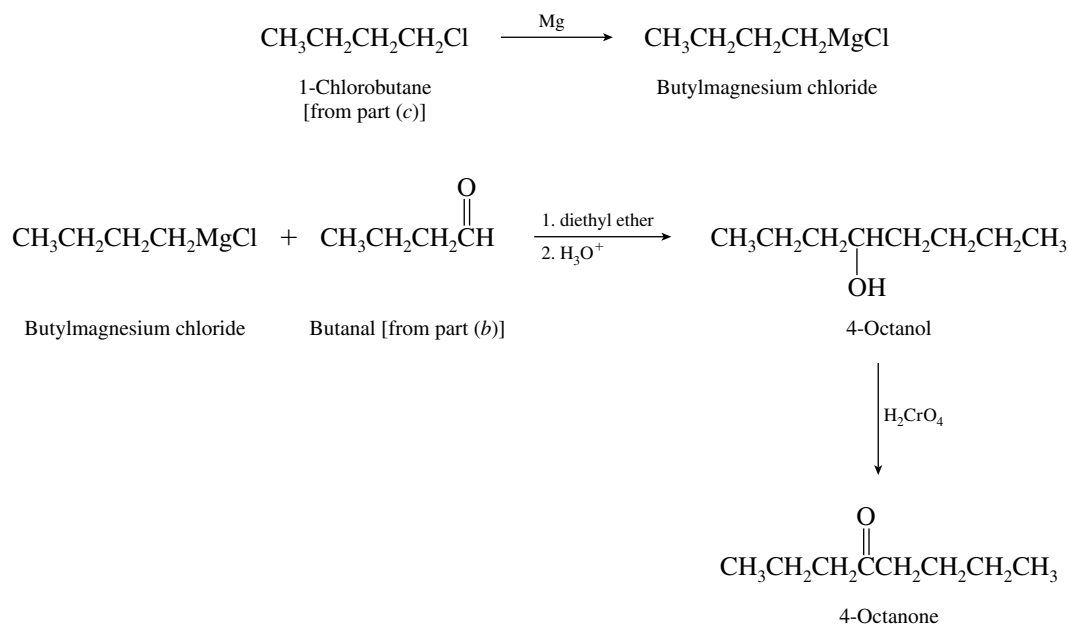
- (e) Aromatic ketones are frequently prepared by Friedel–Crafts acylation of the appropriate acyl chloride and benzene. Butanoyl chloride, prepared in part (d), can be used to acylate benzene in a Friedel–Crafts reaction.



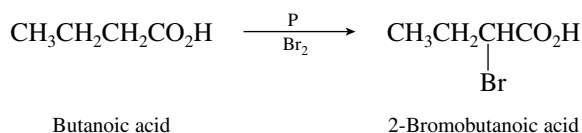
- (f) The preparation of 4-octanone using compounds derived from butanoic acid may be seen by using disconnections in a retrosynthetic analysis.



The reaction scheme which may be used is

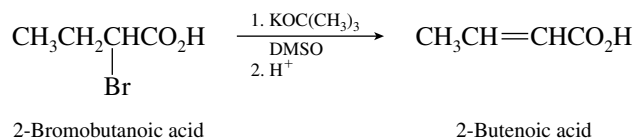


- (g) Carboxylic acids are halogenated at their α -carbon atom by the Hell–Volhard–Zelinsky reaction.

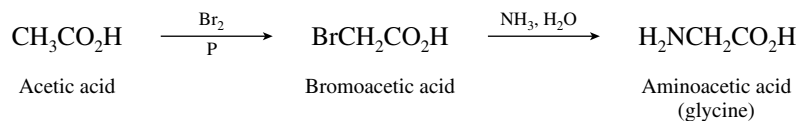


A catalytic amount of PCl_3 may be used in place of phosphorus in the reaction.

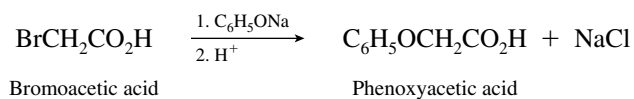
- (h) Dehydrohalogenation of 2-bromobutanoic acid gives 2-butenic acid.



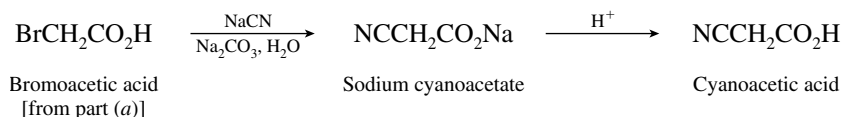
- 19.21** (a) The compound to be prepared is **glycine**, an α -amino acid. The amino functional group can be introduced by a nucleophilic substitution reaction on an α -halo acid, which is available by way of the Hell–Volhard–Zelinsky reaction.



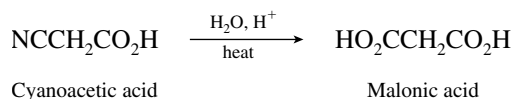
- (b) Phenoxyacetic acid is used as a fungicide. It can be prepared by a nucleophilic substitution using sodium phenoxide and bromoacetic acid.



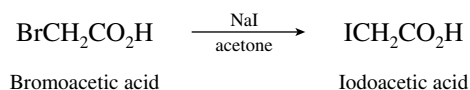
- (c) Cyanide ion is a good nucleophile and will displace bromide from bromoacetic acid.



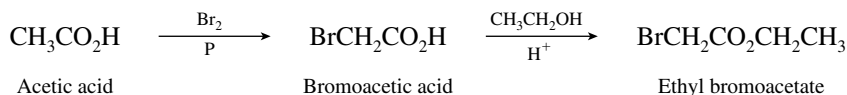
- (d) Cyanoacetic acid, prepared as in part (c), serves as a convenient precursor to malonic acid. Hydrolysis of the nitrile substituent converts it to a carboxyl group.



- (e) Iodoacetic acid is not prepared directly from acetic acid but is derived by nucleophilic substitution of iodide in bromoacetic acid.

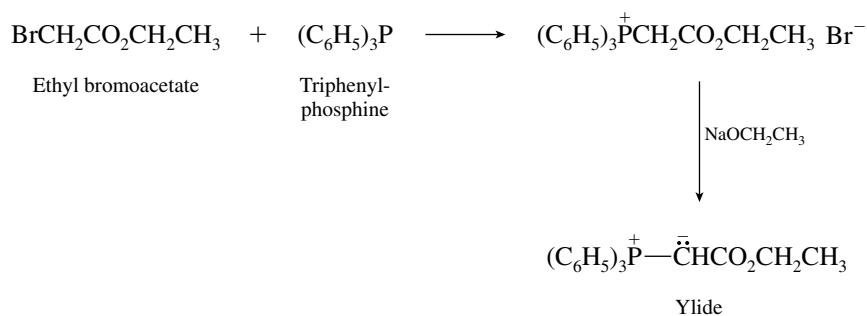


- (f) Two transformations need to be accomplished, α bromination and esterification. The correct sequence is bromination followed by esterification.



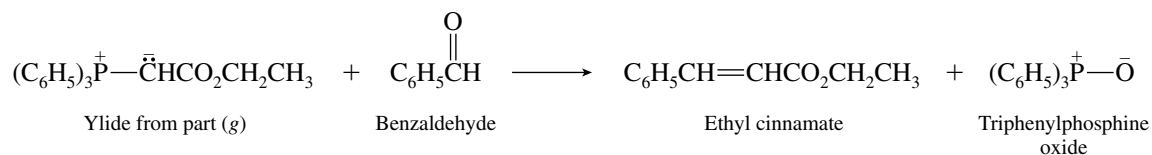
Reversing the order of steps is not appropriate. It must be the carboxylic acid that is subjected to halogenation because the Hell–Volhard–Zelinsky reaction is a reaction of carboxylic acids, not esters.

- (g) The compound shown is an ylide. It can be prepared from ethyl bromoacetate as shown

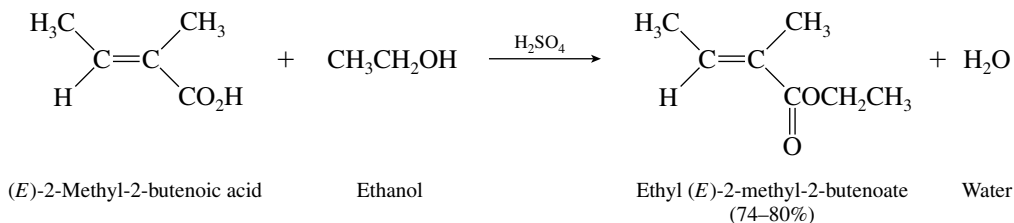


The first step is a nucleophilic substitution of bromide by triphenylphosphine. Treatment of the derived triphenylphosphonium salt with base removes the relatively acidic α proton, forming the ylide. (For a review of ylide formation, refer to Section 17.12.)

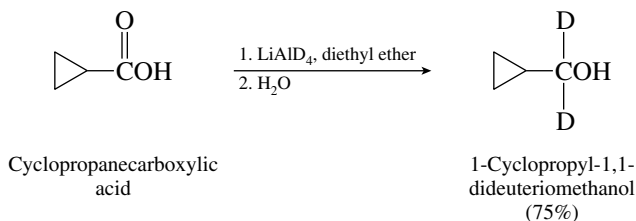
- (h) Reaction of the ylide formed in part (g) with benzaldehyde gives the desired alkene by a Wittig reaction.



- 19.22 (a) Carboxylic acids are converted to ethyl esters when they are allowed to stand in ethanol in the presence of an acid catalyst.

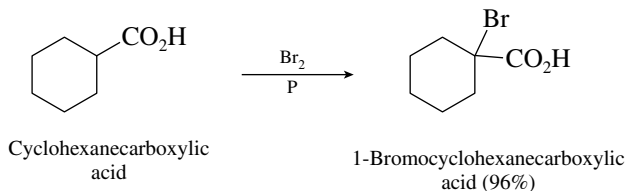


- (b) Lithium aluminum hydride, LiAlH_4 , reduces carboxylic acids to primary alcohols. When LiAlD_4 is used, deuterium is transferred to the carbonyl carbon.

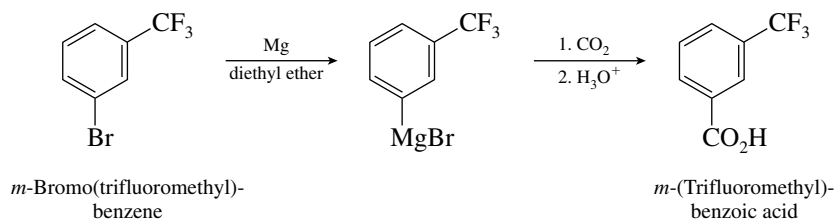


Notice that deuterium is bonded only to carbon. The hydroxyl proton is derived from water, not from the reducing agent.

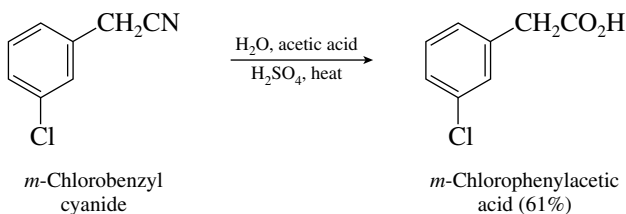
- (c) In the presence of a catalytic amount of phosphorus, bromine reacts with carboxylic acids to yield the corresponding α -bromo derivative.



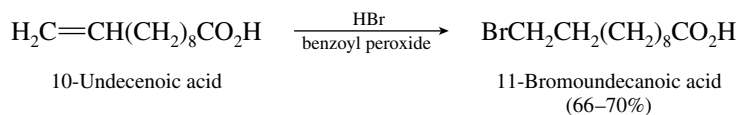
- (d) Alkyl fluorides are not readily converted to Grignard reagents, and so it is the bromine substituent that is attacked by magnesium.



- (e) Cyano substituents are hydrolyzed to carboxyl groups in the presence of acid catalysts.

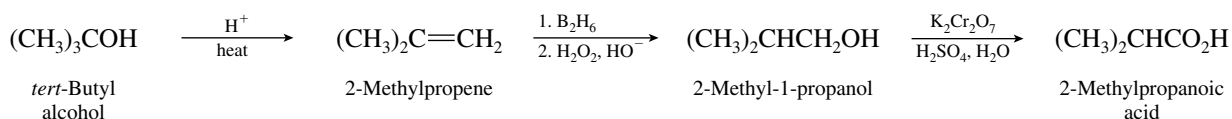


- (f) The carboxylic acid function plays no part in this reaction; free-radical addition of hydrogen bromide to the carbon-carbon double bond occurs.

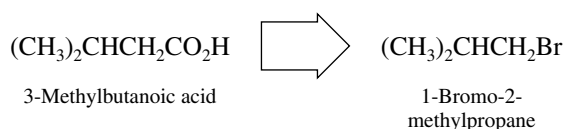


Recall that hydrogen bromide adds to alkenes in the presence of peroxides with a regioselectivity opposite to that of Markovnikov's rule.

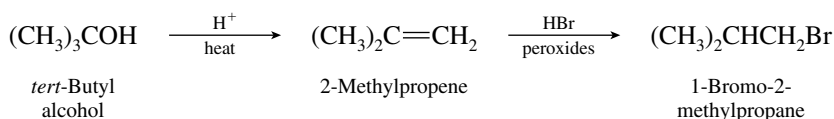
- 19.23** (a) The desired product and the starting material have the same carbon skeleton, and so all that is required is a series of functional group transformations. Recall that, as seen in Problem 19.17, a carboxylic acid may be prepared by oxidation of the corresponding primary alcohol. The needed alcohol is available from the appropriate alkene.



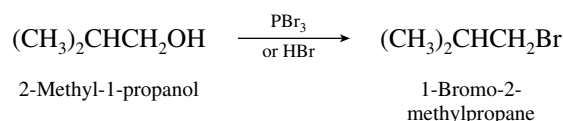
- (b) The target molecule contains one more carbon than the starting material, and so a carbon-carbon bond-forming step is indicated. Two approaches are reasonable; one proceeds by way of nitrile formation and hydrolysis, the other by carboxylation of a Grignard reagent. In either case the key intermediate is 1-bromo-2-methylpropane.



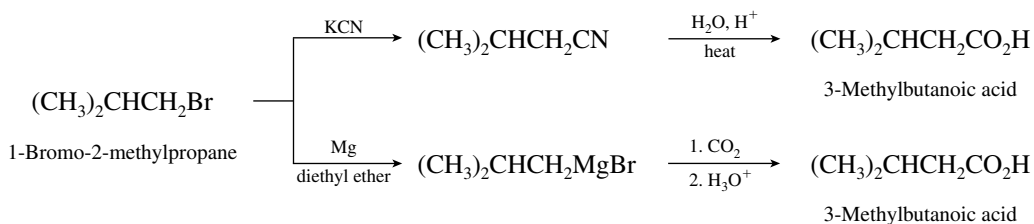
The desired alkyl bromide may be prepared by free-radical addition of hydrogen bromide to 2-methylpropene.



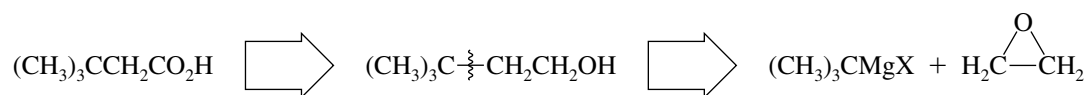
Another route to the alkyl bromide utilizes the alcohol prepared in part (a).



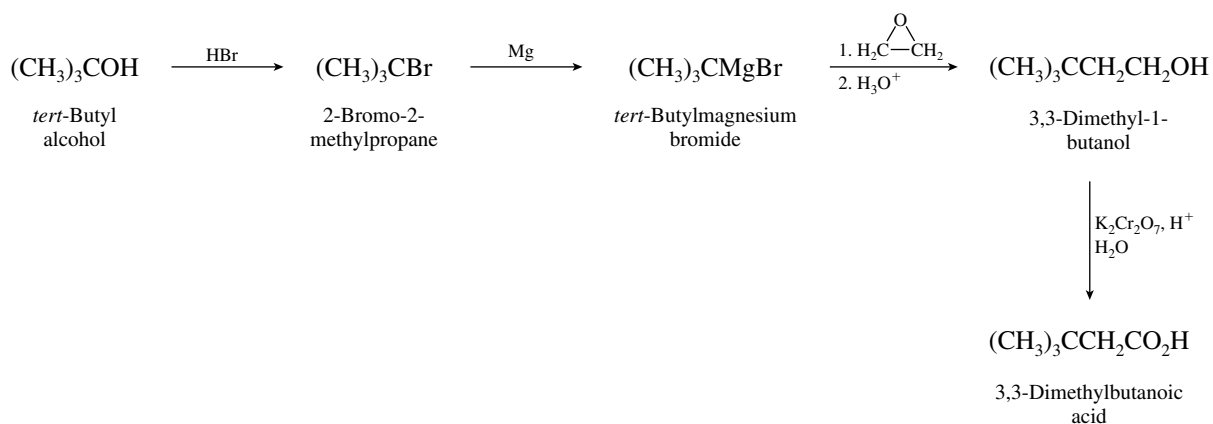
Conversion of the alkyl bromide to the desired acid is then carried out as follows:



- (c) Examining the target molecule reveals that it contains two more carbon atoms than the indicated starting material, suggesting use of ethylene oxide in a two-carbon chain-extension process.



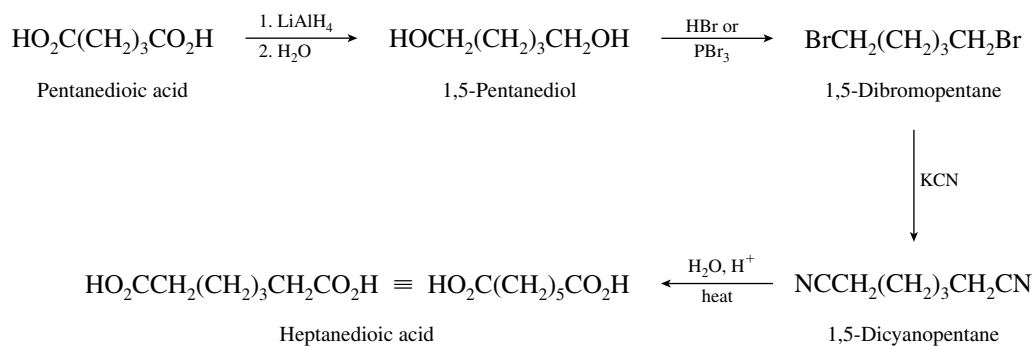
This suggests the following sequence of steps:



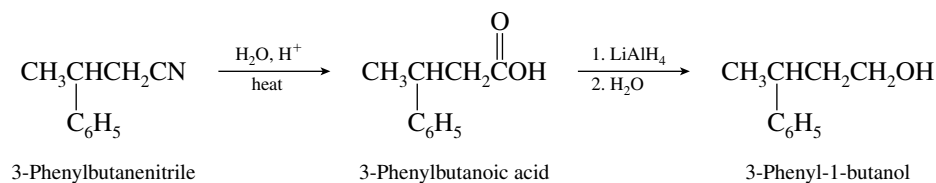
- (d) This synthesis requires extending a carbon chain by two carbon atoms. One way to form dicarboxylic acids is by hydrolysis of dinitriles.



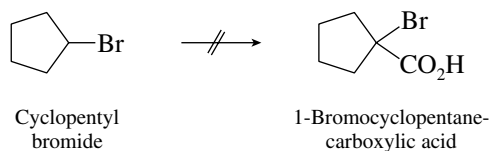
This suggests the following sequence of steps:



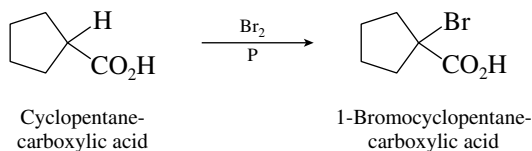
- (e) The desired alcohol cannot be prepared directly from the nitrile. It is available, however, by lithium aluminum hydride reduction of the carboxylic acid obtained by hydrolysis of the nitrile.



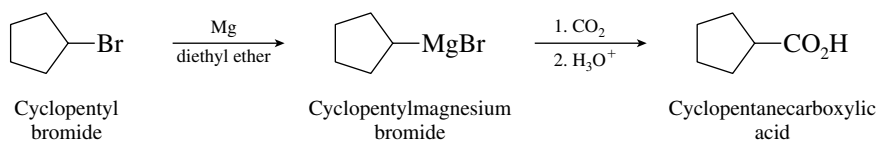
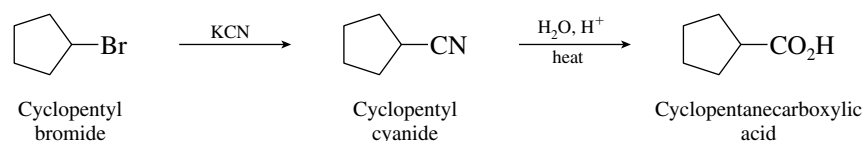
- (f) In spite of the structural similarity between the starting material and the desired product, a one-step transformation cannot be achieved.



Instead, recall that α -bromo acids are prepared from carboxylic acids by the Hell-Volhard-Zelinsky reaction:

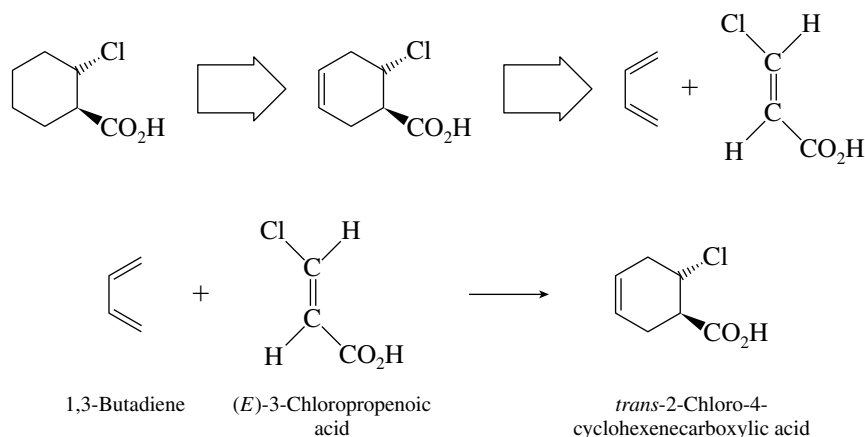


The problem now simplifies to one of preparing cyclopentanecarboxylic acid from cyclopentyl bromide. Two routes are possible:



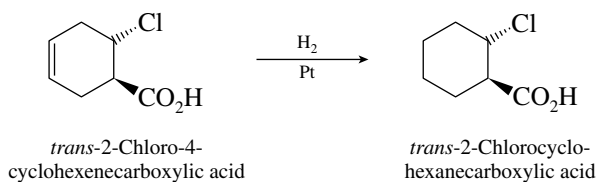
The Grignard route is better; it is a “one-pot” transformation. Converting the secondary bromide to a nitrile will be accompanied by elimination, and the procedure requires two separate operations.

- (g) In this case the halogen substituent is present at the β carbon rather than the α carbon atom of the carboxylic acid. The starting material, a β -chloro unsaturated acid, can lead to the desired carbon skeleton by a Diels-Alder reaction.

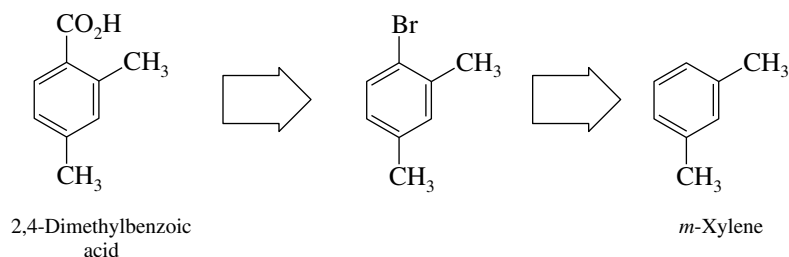


The required *trans* stereochemistry is a consequence of the stereospecificity of the Diels-Alder reaction.

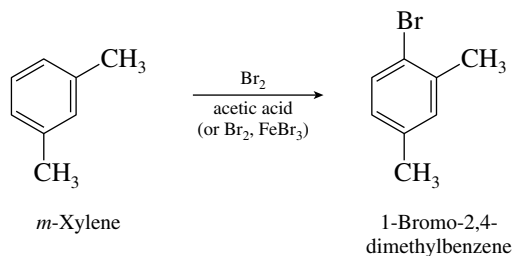
Hydrogenation of the double bond of the Diels–Alder adduct gives the required product.



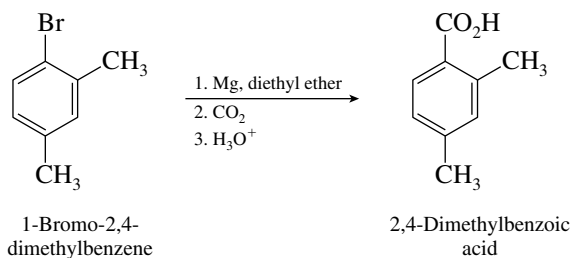
(h) The target molecule is related to the starting material by the retrosynthesis



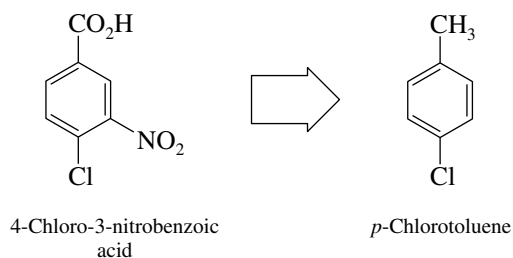
The necessary bromine substituent can be introduced by electrophilic substitution in the activated aromatic ring of *m*-xylene.



The aryl bromide cannot be converted to a carboxylic acid by way of the corresponding nitrile, because aryl bromides are not reactive toward nucleophilic substitution. The Grignard route is necessary.

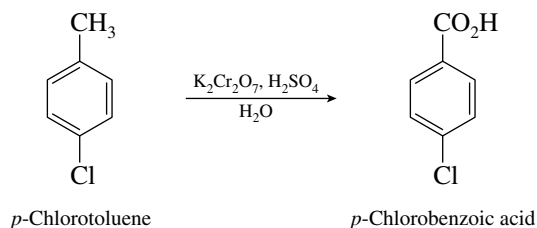


(i) The relationship of the target molecule to the starting material

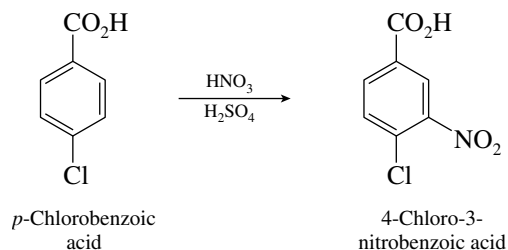


requires that there be two synthetic operations: oxidation of the methyl group and nitration of the ring. The orientation of the nitro group requires that nitration must follow oxidation of the

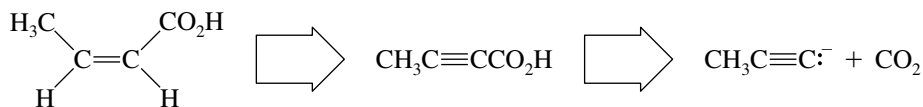
methyl group of the starting material



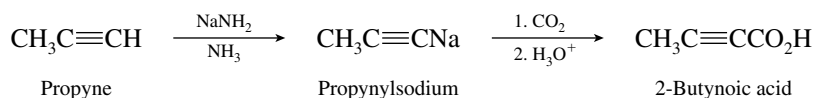
Nitration of p -chlorobenzoic acid gives the desired product, because the directing effects of the chlorine (ortho, para) and the carboxyl (meta) groups reinforce each other.



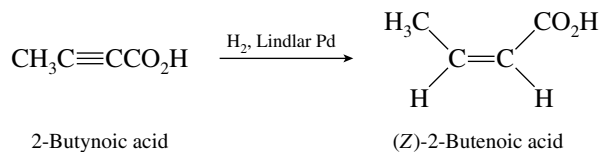
- (j) The desired synthetic route becomes apparent when it is recognized that the Z alkene stereoisomer may be obtained from an alkyne, which, in turn, is available by carboxylation of the anion derived from the starting material.



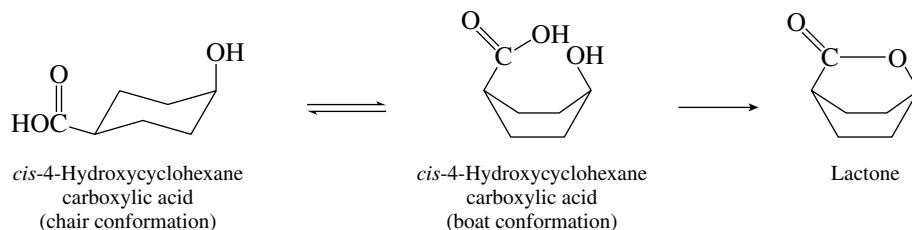
The desired reaction sequence is



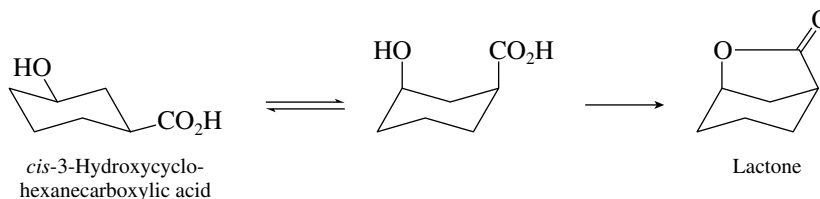
Hydrogenation of the carbon–carbon triple bond of 2-butynoic acid over the Lindlar catalyst converts this compound to the Z isomer of 2-butenoic acid.



- 19.24 (a) Only the *cis* stereoisomer of 4-hydroxycyclohexanecarboxylic acid is capable of forming a lactone, as can be seen in the following drawings or with a molecular model. The most stable conformation of the starting hydroxy acid is a chair conformation; however, in the lactone, the cyclohexane ring adopts a boat conformation.

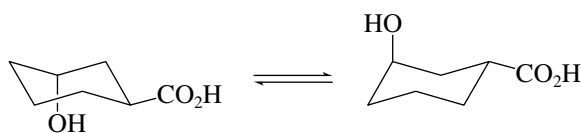


- (b) As in part (a), lactone formation is possible only when the hydroxyl and carboxyl groups are cis.



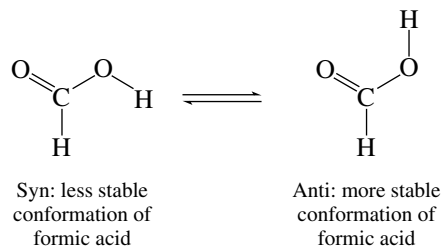
Although the most stable conformation of *cis*-3-hydroxycyclohexanecarboxylic acid has both substituents equatorial and is unable to close to a lactone, the diaxial orientation is accessible and is capable of lactone formation.

Neither conformation of *trans*-3-hydroxycyclohexanecarboxylic acid has the substituents close enough to each other to form an unstrained lactone.

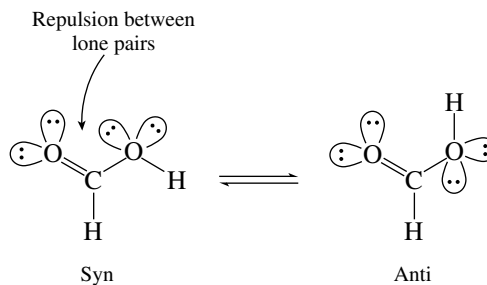


trans-3-Hydroxycyclohexanecarboxylic acid: lactone formation impossible

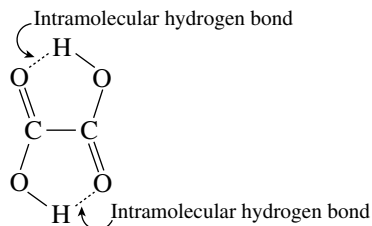
- 19.25 (a) The most stable conformation of formic acid is the one that has both hydrogens anti.



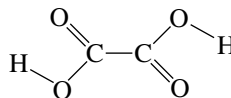
A plausible explanation is that the syn conformation is destabilized by lone-pair repulsions.



- (b) A dipole moment of zero can mean that the molecule has a center of symmetry. One structure that satisfies this requirement is characterized by intramolecular hydrogen bonding between the two carboxyl groups and an anti relationship between the two carbonyls.

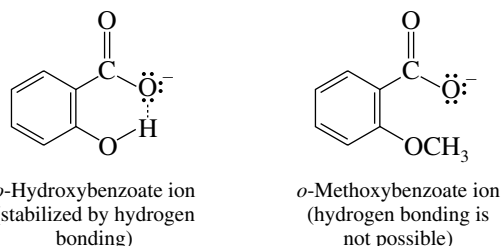


Another possibility is the following structure; it also has a center of symmetry and an anti relationship between the two carbonyls.

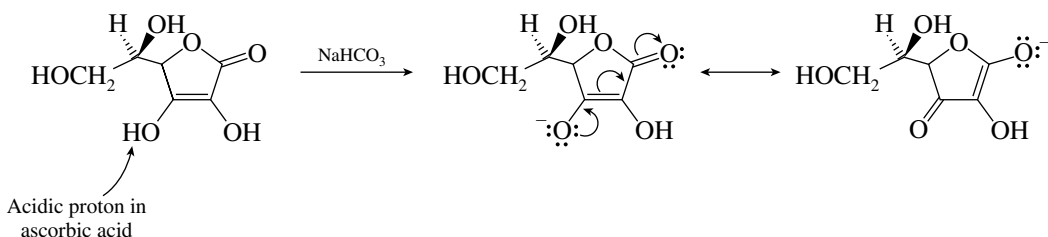


Other centrosymmetric structures can be drawn; these have the two hydrogen atoms out of the plane of the carboxyl groups, however, and are less likely to occur, in view of the known planarity of carboxyl groups. Structures in which the carbonyl groups are syn to each other do not have a center of symmetry.

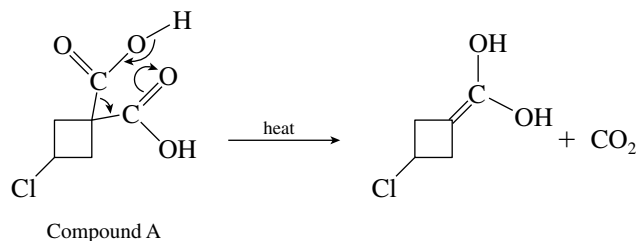
- (c) The anion formed on dissociation of *o*-hydroxybenzoic acid can be stabilized by an intramolecular hydrogen bond.



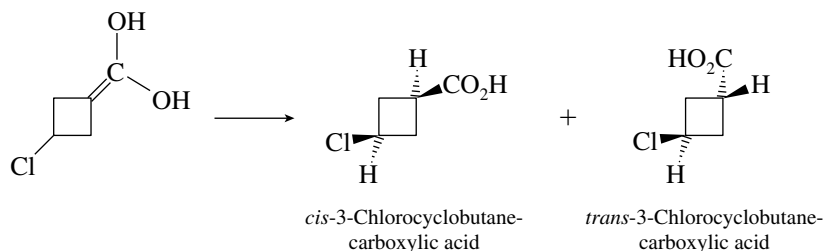
- (d) Ascorbic acid is relatively acidic because ionization of its enolic hydroxyl at C-3 gives an anion that is stabilized by resonance in much the same way as a carboxylate ion; the negative charge is shared by two oxygens.



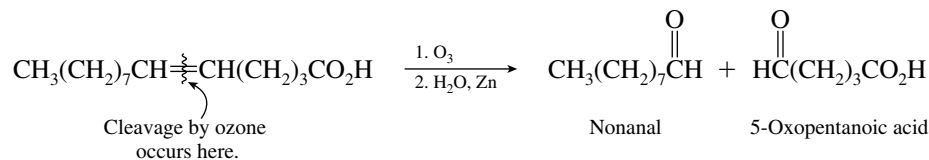
- 19.26 Dicarboxylic acids in which both carboxyl groups are attached to the same carbon undergo ready thermal decarboxylation to produce the enol form of an acid.



This enol yields a mixture of *cis*- and *trans*-3-chlorocyclobutanecarboxylic acid. The two products are stereoisomers.

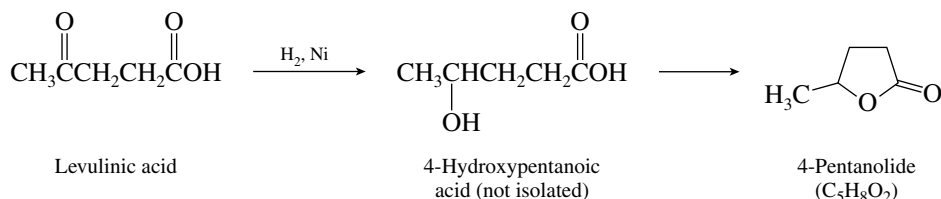


- 19.27** Examination of the molecular formula $C_{14}H_{26}O_2$ reveals that the compound has an index of hydrogen deficiency of 2. Because we are told that the compound is a carboxylic acid, one of these elements of unsaturation must be a carbon–oxygen double bond. The other must be a carbon–carbon double bond because the compound undergoes cleavage on ozonolysis. Examining the products of ozonolysis serves to locate the position of the double bond.

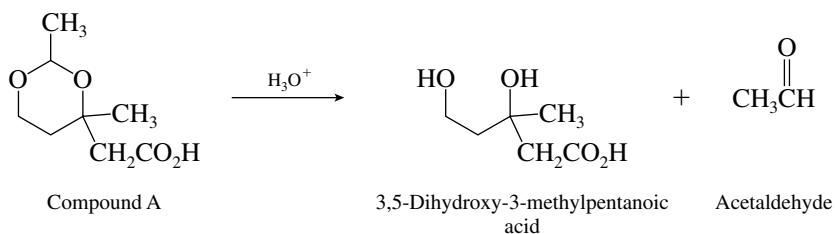


The starting acid must be 5-tetradecenoic acid. The stereochemistry of the double bond is not revealed by these experiments.

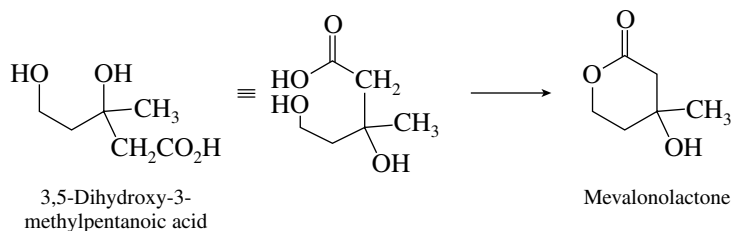
- 19.28** Hydrogenation of the starting material is expected to result in reduction of the ketone carbonyl while leaving the carboxyl group unaffected. Because the isolated product lacks a carboxyl group, however, that group must react in some way. The most reasonable reaction is intramolecular esterification to form a γ -lactone.



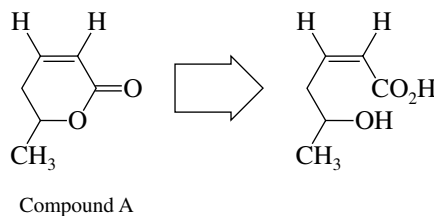
- 19.29** Compound A is a cyclic acetal and undergoes hydrolysis in aqueous acid to produce acetaldehyde, along with a dihydroxy carboxylic acid.



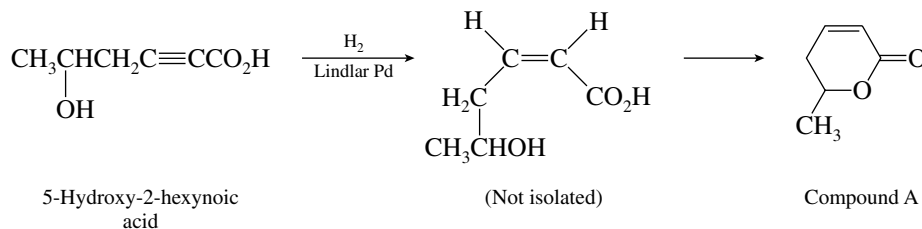
The dihydroxy acid that is formed in this step cyclizes to the δ -lactone mevalonolactone.



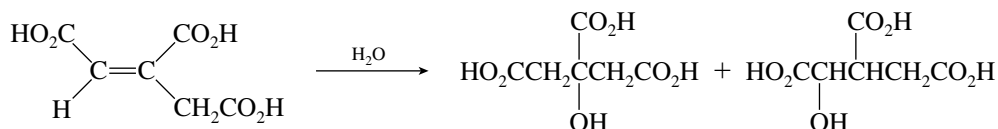
- 19.30** Compound A is a δ -lactone. To determine its precursor, disconnect the ester linkage to a hydroxy acid.



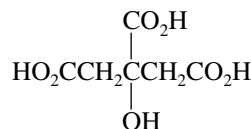
The precursor has the same carbon skeleton as the designated starting material. All that is necessary is to hydrogenate the double bond of the alkynoic acid to the cis alkene. This can be done by using the Lindlar catalyst. Cyclization of the hydroxy acid to the lactone is spontaneous.



19.31 Hydration of the double bond can occur in two different directions:

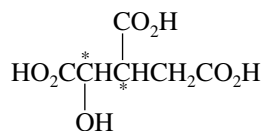


(a) The achiral isomer is citric acid.



Citric acid has no stereogenic centers.

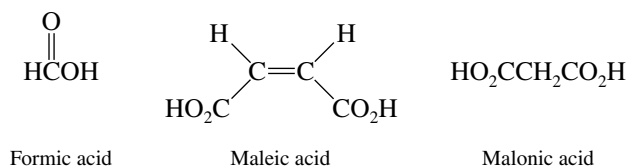
(b) The other isomer, isocitric acid, has two stereogenic centers (marked with an asterisk*). Isocitric acid has the constitution



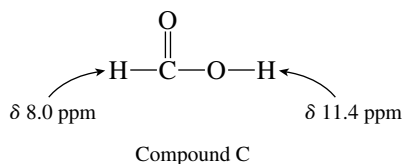
Isocitric acid

With two stereogenic centers, there are 2^2 , or four, stereoisomers represented by this constitution. The one that is actually formed in this enzyme-catalyzed reaction is the $2R,3S$ isomer.

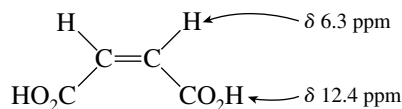
19.32 Carboxylic acid protons give signals in the range δ 10–12 ppm. A signal in this region suggests the presence of a carboxyl group but tells little about its environment. Thus, in assigning structures to compounds A, B, and C, the most useful data are the chemical shifts of the protons other than the carboxyl protons. Compare the three structures:



The proton that is diagnostic of structure in formic acid is bonded to a carbonyl group; it is an aldehyde proton. Typical chemical shifts of aldehyde protons are 8–10 ppm, and therefore formic acid is compound C.

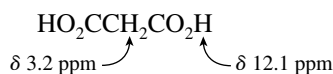


The critical signal in maleic acid is that of the vinyl protons, which normally is found in the range δ 5–7 ppm. Maleic acid is compound B.



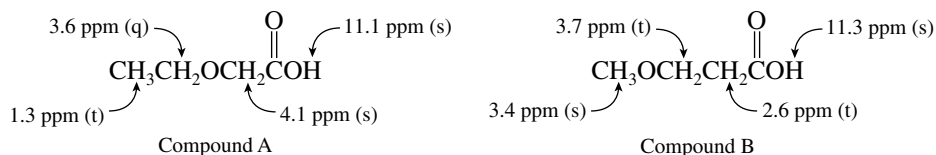
Compound B

Compound A is malonic acid. Here we have a methylene group bearing two carbonyl substituents. These methylene protons are more shielded than the aldehyde proton of formic acid or the vinyl protons of maleic acid.

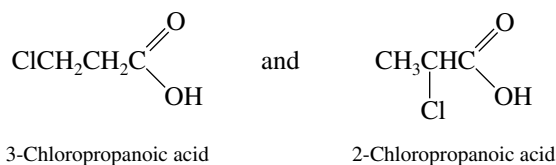


Compound A

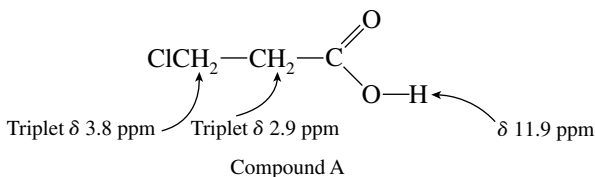
- 19.33** Compounds A and B both exhibit ^1H NMR absorptions in the region δ 11–12 ppm characteristic of carboxylic acids. The formula $\text{C}_4\text{H}_8\text{O}_3$ suggests an index of hydrogen deficiency of 1, accounted for by the carbonyl of the carboxyl group. Compound A has the triplet–quartet splitting indicative of an ethyl group, and compound B has two triplets, suggesting $-\text{CH}_2\text{CH}_2-$.



- 19.34** (a) The formula of compound A ($\text{C}_3\text{H}_5\text{ClO}_2$) has an index of hydrogen deficiency of 1—the carboxyl group. Only two structures are possible:



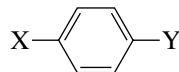
Compound A is determined to be 3-chloropropanoic acid on the basis of its ^1H NMR spectrum, which shows two triplets at δ 2.9 and δ 3.8 ppm.



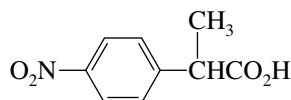
Compound A cannot be 2-chloropropanoic acid, because that compound's ^1H NMR spectrum would show a three-proton doublet for the methyl group and a one-proton quartet for the methine proton.

- (b) The formula of compound B ($\text{C}_9\text{H}_9\text{NO}_4$) corresponds to an index of hydrogen deficiency of 6. The presence of an aromatic ring, as evidenced by the ^1H NMR absorptions at δ 7.5 and

8.2 ppm, accounts for four of the unsaturations. The appearance of the aromatic protons as a pair of doublets with a total area of 4 suggests a *para*-disubstituted ring.



That compound B is a carboxylic acid is evidenced by the singlet (area = 1) at δ 12.1 ppm. The remaining ^1H NMR signals—a quartet at δ 3.9 ppm (1H) and a doublet at δ 1.6 ppm (3H)—suggest the fragment $\text{CH}-\text{CH}_3$. All that remains of the molecular formula is $-\text{NO}_2$. Combining this information identifies compound B as 2-(4-nitrophenyl)propanoic acid.

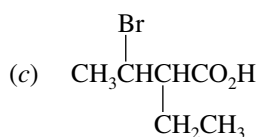
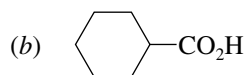
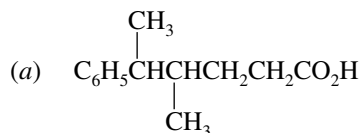


2-(4-Nitrophenyl)propanoic acid
(compound B)

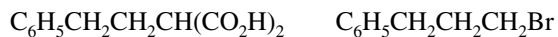
SELF-TEST

PART A

A-1. Provide an acceptable IUPAC name for each of the following:

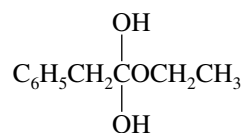


A-2. Both of the following compounds may be converted into 4-phenylbutanoic acid by one or more reaction steps. Give the reagents and conditions necessary to carry out these conversions.

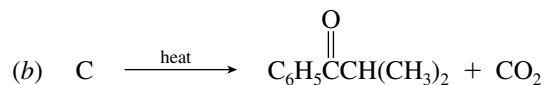
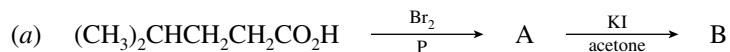


(Two methods)

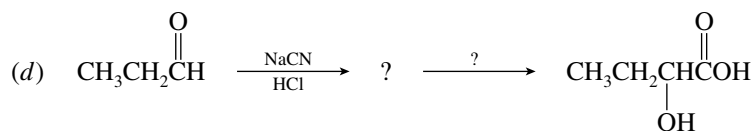
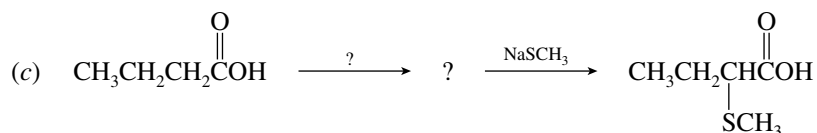
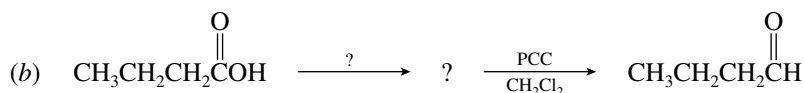
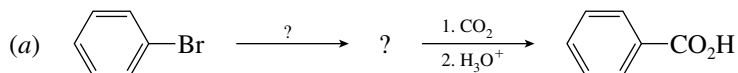
A-3. The species whose structure is shown is an intermediate in an esterification reaction. Write the complete, balanced equation for this process.



A-4. Give the correct structures for compounds A through C in the following reactions:



A-5. Give the missing reagent(s) and the missing compound in each of the following:



A-6. Identify the carboxylic acid ($\text{C}_4\text{H}_7\text{BrO}_2$) having the ^1H NMR spectrum consisting of

δ 1.1 ppm, 3H (triplet)

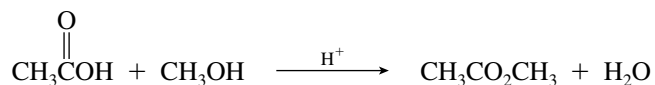
δ 2.0 ppm, 2H (pentet)

δ 4.2 ppm, 1H (triplet)

δ 12.1 ppm, 1H (singlet)

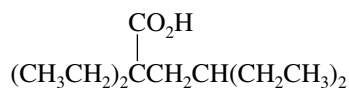
A-7. Draw the structure of the tetrahedral intermediate in the esterification of formic acid with 1-butanol.

A-8. Write a mechanism for the esterification reaction shown.



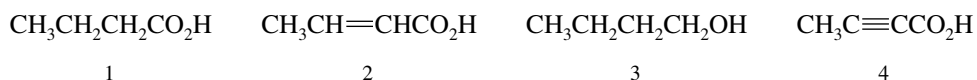
PART B

B-1. Which of the following is a correct IUPAC name for the compound shown?



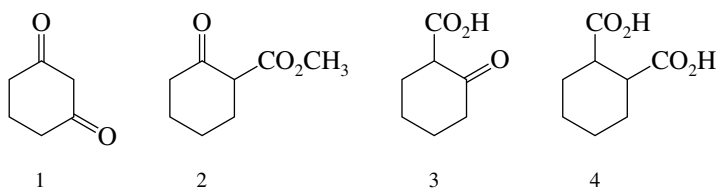
- (a) 1,1,3-Triethylhexanoic acid
 (b) 2,2,4-Triethylhexanoic acid
 (c) 3,5-Diethyl-3-heptylcarboxylic acid
 (d) 3,5,5-Triethyl-6-hexanoic acid

B-2. Rank the following substances in order of decreasing acid strength (strongest → weakest):



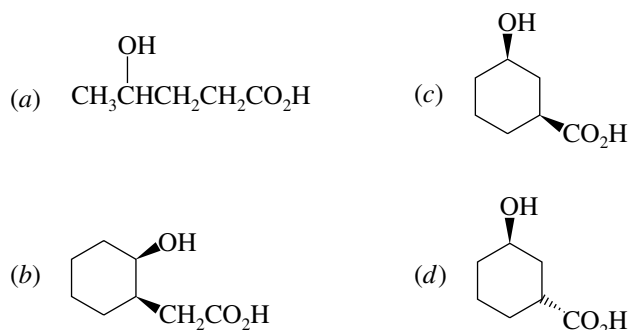
- (a) $4 > 2 > 1 > 3$ (c) $3 > 1 > 2 > 4$
 (b) $1 > 2 > 4 > 3$ (d) $2 > 4 > 1 > 3$

B-3. Which of the following compounds will undergo decarboxylation on heating?



- (a) 2 and 3 (c) 3 only
 (b) 3 and 4 (d) 1 and 4

B-4. Which of the following is *least* likely to form a lactone?



B-5. Compare the two methods shown for the preparation of carboxylic acids:

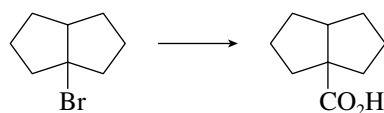
Method 1:



Method 2:

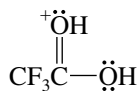
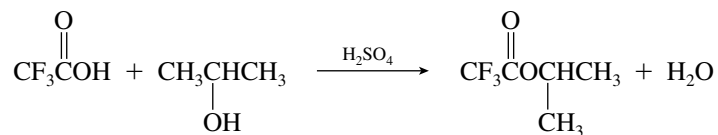


Which one of the following statements correctly describes this conversion?

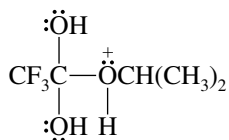


- (a) Both method 1 and method 2 are appropriate for carrying out this conversion.
 (b) Neither method 1 nor method 2 is appropriate for carrying out this conversion.
 (c) Method 1 will work well, but method 2 is not appropriate.
 (d) Method 2 will work well, but method 1 is not appropriate.

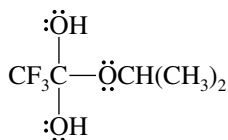
B-6. Which one of the following is *not* an intermediate in the generally accepted mechanism for the reaction shown?



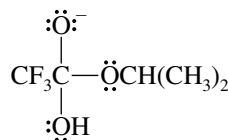
(a)



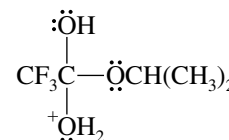
(b)



(c)

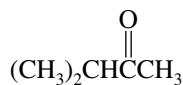
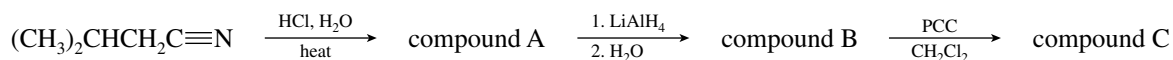


(d)

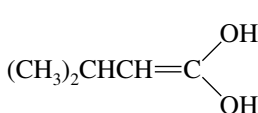


(e)

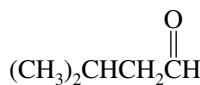
B-7. Identify compound C in the following sequence:



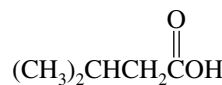
(a)



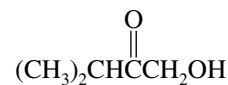
(b)



(c)

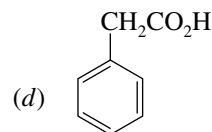
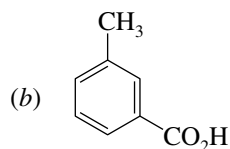
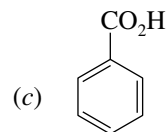
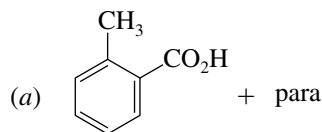
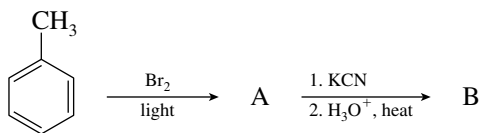


(d)



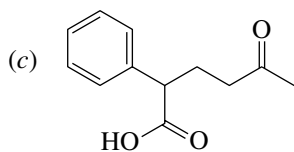
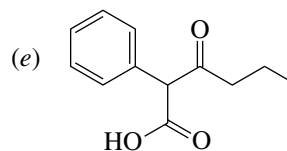
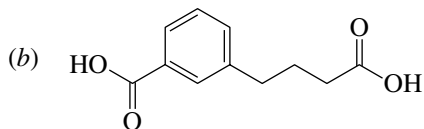
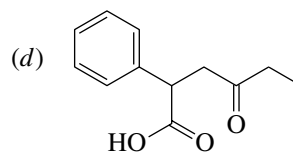
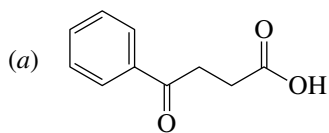
(e)

B-8. What is the final product (B) of this sequence?



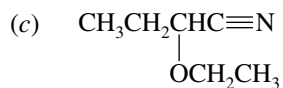
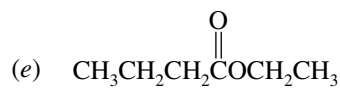
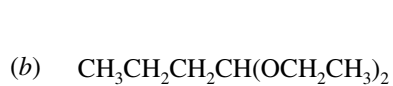
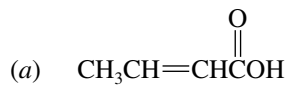
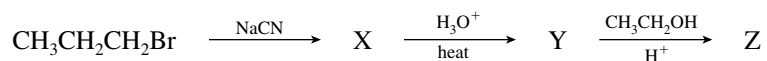
(e) None of these


B-9. Which one of the following undergoes decarboxylation (loses carbon dioxide) most readily on being heated?



B-10. Which of the compounds in the previous problem yields a δ -lactone on being reduced with sodium borohydride?

B-11. What is compound Z?



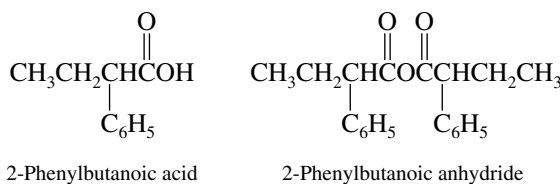


CHAPTER 20

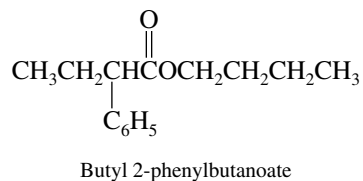
CARBOXYLIC ACID DERIVATIVES: NUCLEOPHILIC ACYL SUBSTITUTION

SOLUTIONS TO TEXT PROBLEMS

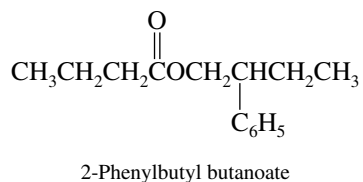
- 20.1 (b) Carboxylic acid anhydrides bear two acyl groups on oxygen, as in RCOOCR . They are named as derivatives of carboxylic acids.



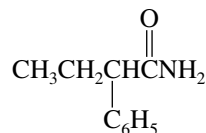
- (c) Butyl 2-phenylbutanoate is the butyl ester of 2-phenylbutanoic acid.



- (d) In 2-phenylbutyl butanoate the 2-phenylbutyl group is an alkyl group bonded to oxygen of the ester. It is not involved in the acyl group of the molecule.

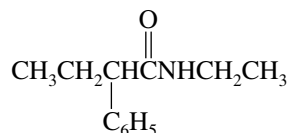


- (e) The ending *-amide* reveals this to be a compound of the type $\text{RC}(=\text{O})\text{NH}_2$.

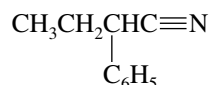


2-Phenylbutanamide

- (f) This compound differs from 2-phenylbutanamide in part (e) only in that it bears an ethyl substituent on nitrogen.

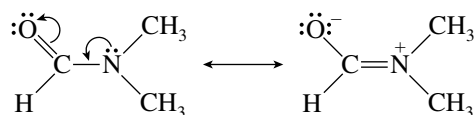

N-Ethyl-2-phenylbutanamide

- (g) The *-nitrile* ending signifies a compound of the type $\text{RC}\equiv\text{N}$ containing the same number of carbons as the alkane RCH_3 .



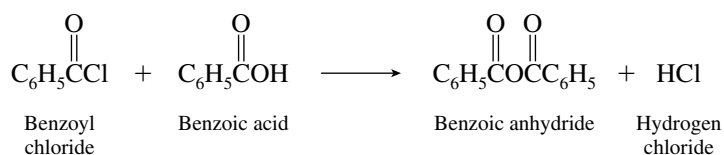
2-Phenylbutanenitrile

- 20.2** The methyl groups in *N,N*-dimethylformamide are nonequivalent; one is *cis* to oxygen, the other is *trans*. The two methyl groups have different chemical shifts.

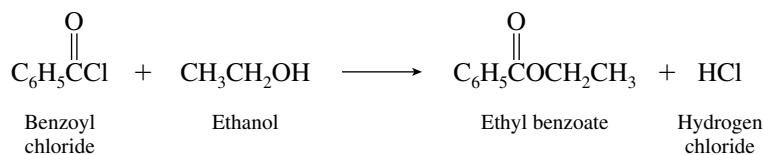


Rotation about the carbon–nitrogen bond is required to average the environments of the two methyl groups, but this rotation is relatively slow in amides as the result of the double-bond character imparted to the carbon–nitrogen bond, as shown by these two resonance structures.

- 20.3** (b) Benzoyl chloride reacts with benzoic acid to give benzoic anhydride.

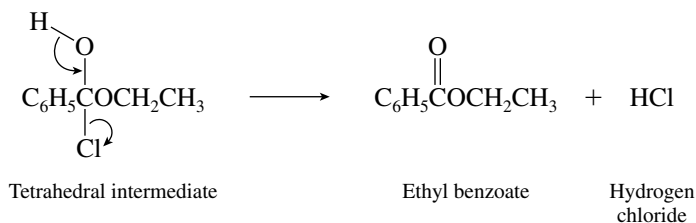


- (c) Acyl chlorides react with alcohols to form esters.

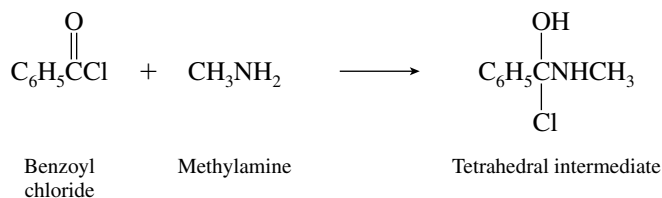


The organic product is the ethyl ester of benzoic acid, ethyl benzoate.

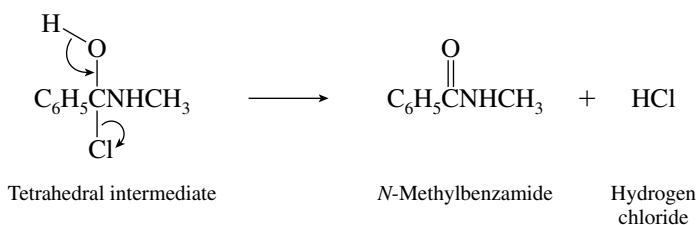
In analogy with parts (a) and (b) of this problem, a proton is lost from the hydroxyl group along with chloride to restore the carbon–oxygen double bond.



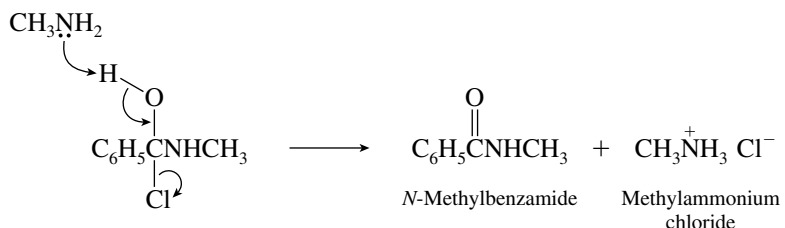
(d) The tetrahedral intermediate formed from benzoyl chloride and methylamine has a carbon–nitrogen bond.



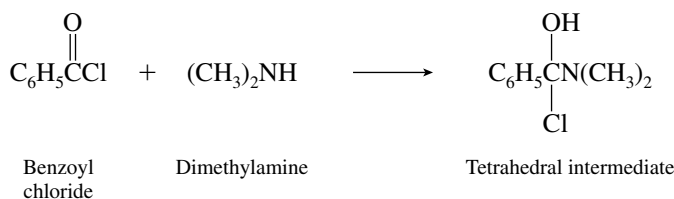
The dissociation of the tetrahedral intermediate may be shown as



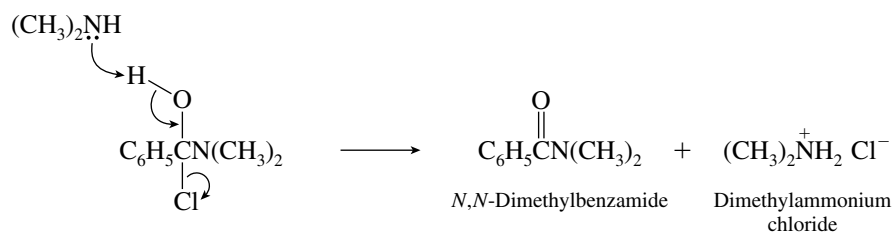
More realistically, it is a second methylamine molecule that abstracts a proton from oxygen.



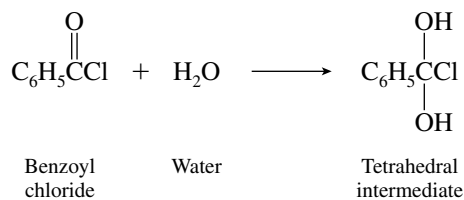
(e) The intermediates in the reaction of benzoyl chloride with dimethylamine are similar to those in part (d). The methyl substituents on nitrogen are not directly involved in the reaction.



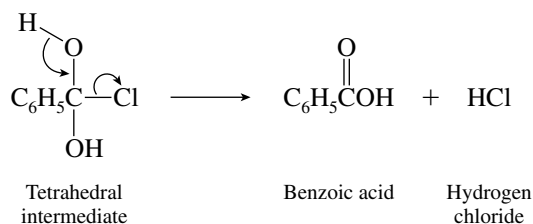
Then



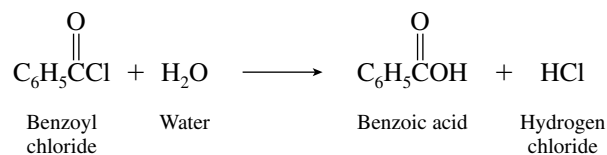
(f) Water attacks the carbonyl group of benzoyl chloride to form the tetrahedral intermediate.



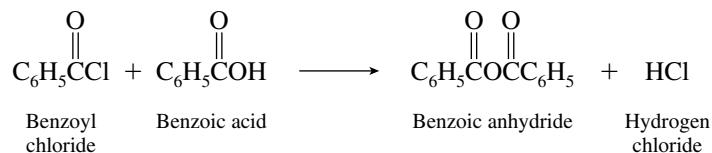
Dissociation of the tetrahedral intermediate occurs by loss of chloride and the proton on oxygen.



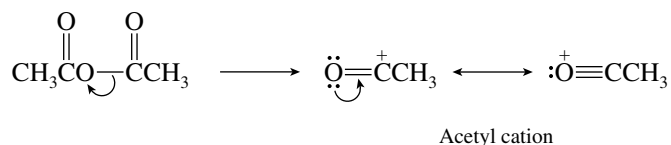
20.5 One equivalent of benzoyl chloride reacts rapidly with water to yield benzoic acid.



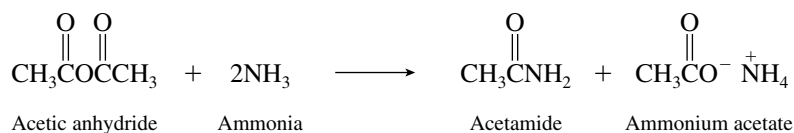
The benzoic acid produced in this step reacts with the remaining benzoyl chloride to give benzoic anhydride.



20.6 Acetic anhydride serves as a source of acetyl cation.

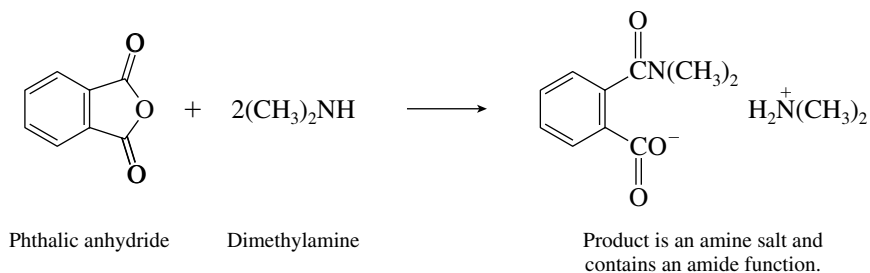


20.7 (b) Acyl transfer from an acid anhydride to ammonia yields an amide.



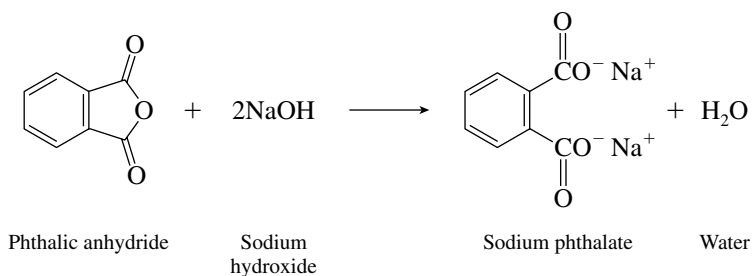
The organic products are acetamide and ammonium acetate.

- (c) The reaction of phthalic anhydride with dimethylamine is analogous to that of part (b). The organic products are an amide and the carboxylate salt of an amine.

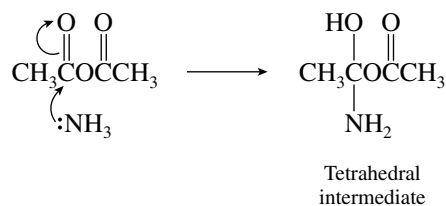


In this case both the amide function and the ammonium carboxylate salt are incorporated into the same molecule.

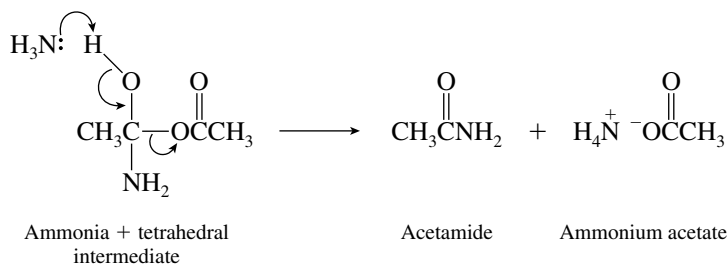
- (d) The disodium salt of phthalic acid is the product of hydrolysis of phthalic acid in excess sodium hydroxide.



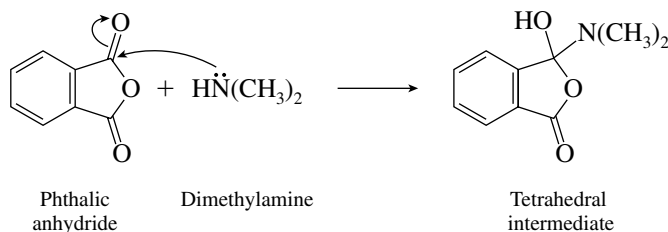
- 20.8 (b) The tetrahedral intermediate is formed by nucleophilic addition of ammonia to one of the carbonyl groups of acetic anhydride.



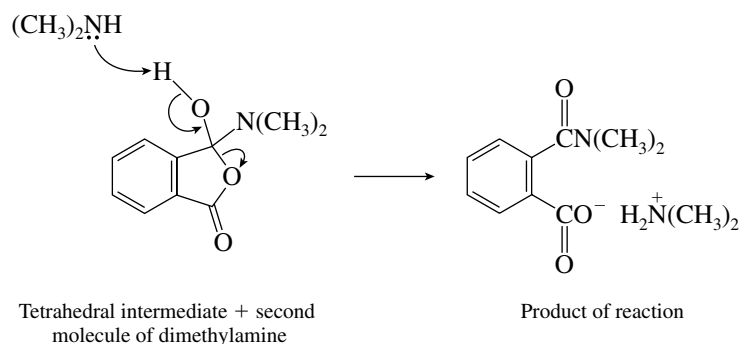
Dissociation of the tetrahedral intermediate occurs by loss of acetate as the leaving group.



- (c) Dimethylamine is the nucleophile; it adds to one of the two equivalent carbonyl groups of phthalic anhydride.

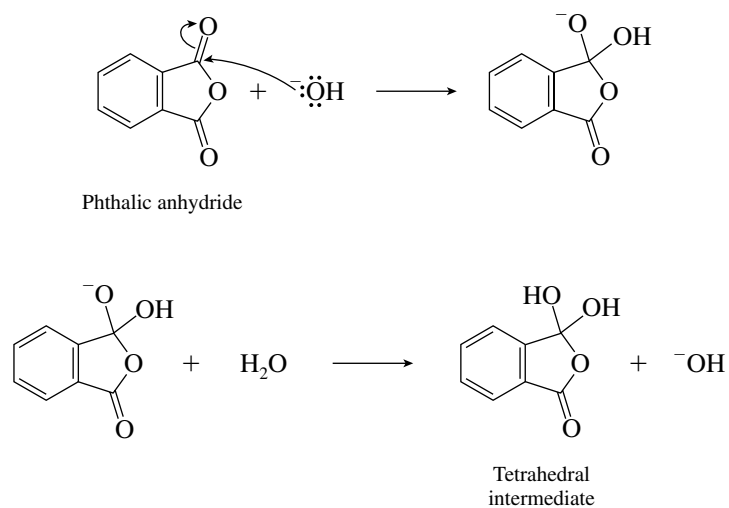


A second molecule of dimethylamine abstracts a proton from the tetrahedral intermediate.

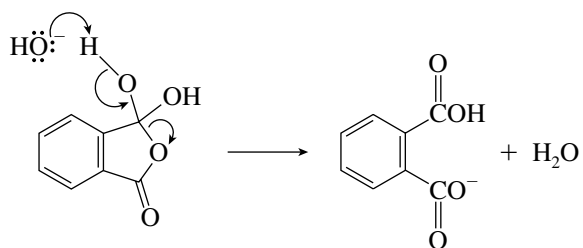


- (d) Hydroxide acts as a nucleophile to form the tetrahedral intermediate and as a base to facilitate its dissociation.

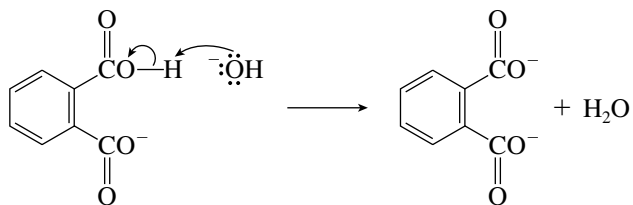
Formation of tetrahedral intermediate:



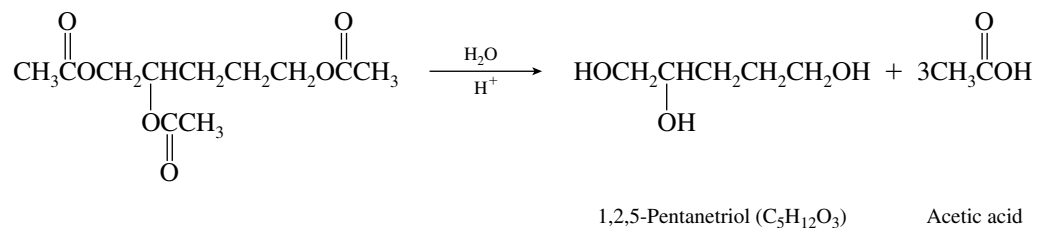
Dissociation of tetrahedral intermediate:



In base, the remaining carboxylic acid group is deprotonated.

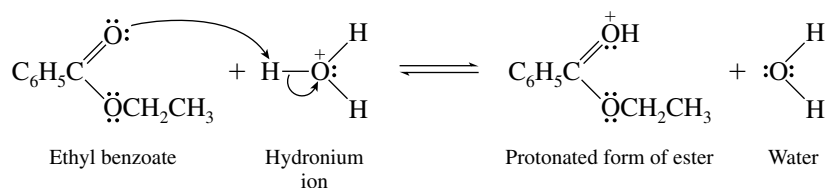


- 20.9 The starting material contains three acetate ester functions. All three undergo hydrolysis in aqueous sulfuric acid.

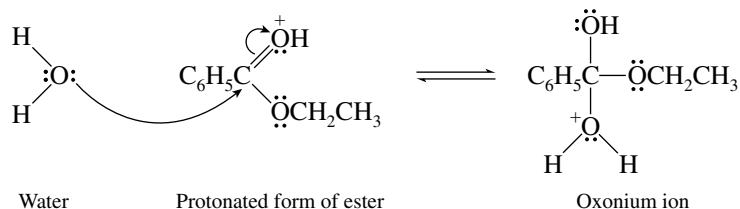


The product is 1,2,5-pentanetriol. Also formed in the hydrolysis of the starting triacetate are three molecules of acetic acid.

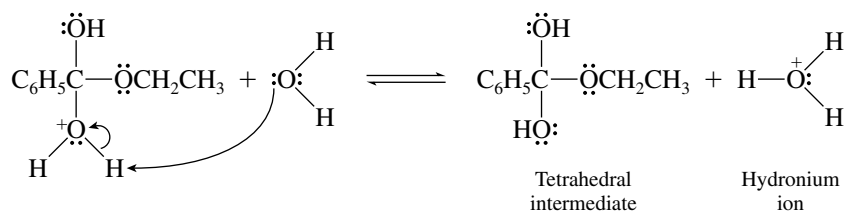
20.10 Step 1: Protonation of the carbonyl oxygen



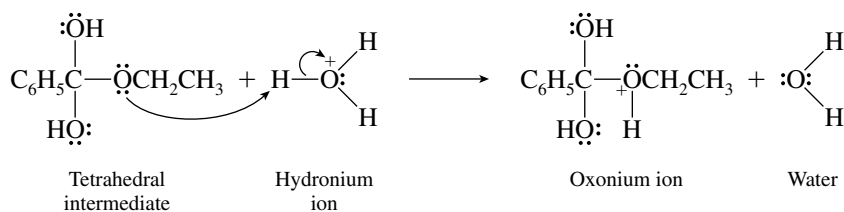
Step 2: Nucleophilic addition of water



Step 3: Deprotonation of oxonium ion to give neutral form of tetrahedral intermediate

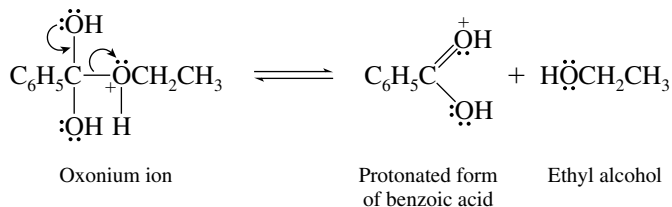
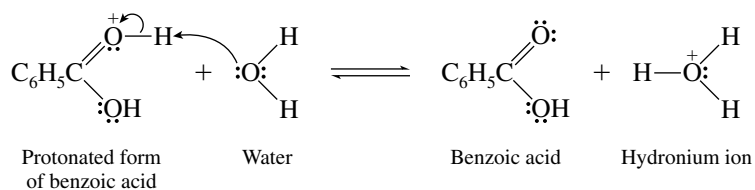


Step 4: Protonation of ethoxy oxygen

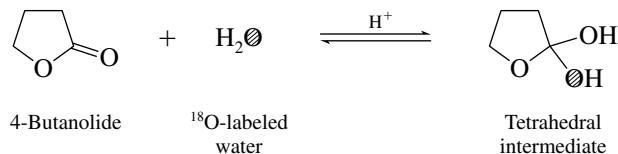


Step 5: Dissociation of protonated form of tetrahedral intermediate

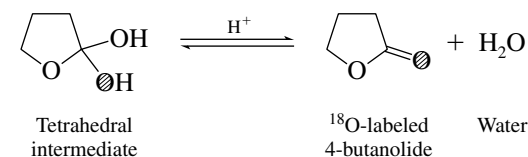
This step yields ethyl alcohol and the protonated form of benzoic acid.

**Step 6: Deprotonation of protonated form of benzoic acid**

- 20.11** To determine which oxygen of 4-butanolide becomes labeled with ^{18}O , trace the path of ^{18}O -labeled water ($\text{O} = ^{18}\text{O}$) as it undergoes nucleophilic addition to the carbonyl group to form the tetrahedral intermediate.

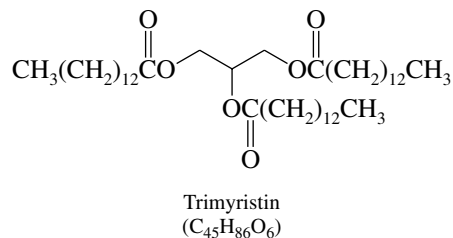


The tetrahedral intermediate can revert to unlabeled 4-butanolide by loss of ^{18}O -labeled water. Alternatively it can lose ordinary water to give ^{18}O -labeled lactone.

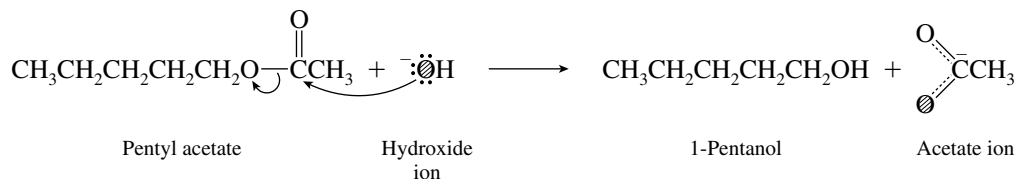


The carbonyl oxygen is the one that is isotopically labeled in the ^{18}O -enriched 4-butanolide.

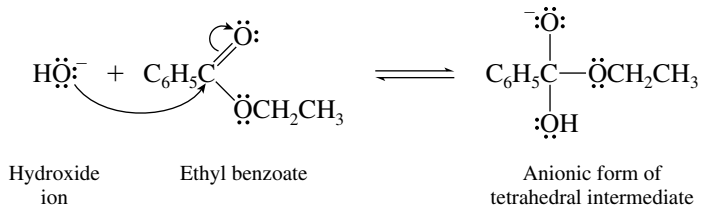
- 20.12** On the basis of trimyristin's molecular formula $\text{C}_{45}\text{H}_{86}\text{O}_6$ and of the fact that its hydrolysis gives only glycerol and tetradecanoic acid $\text{CH}_3(\text{CH}_2)_{12}\text{CO}_2\text{H}$, it must have the structure shown.



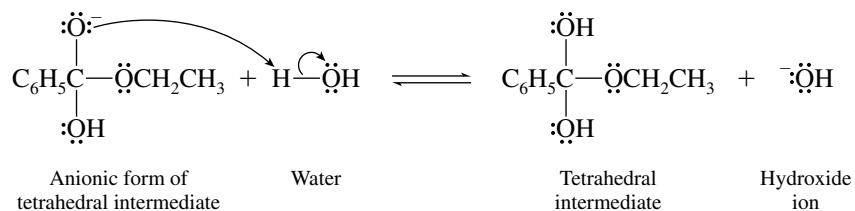
- 20.13 Because ester hydrolysis in base proceeds by acyl–oxygen cleavage, the ^{18}O label becomes incorporated into acetate ion ($\ominus = ^{18}\text{O}$).



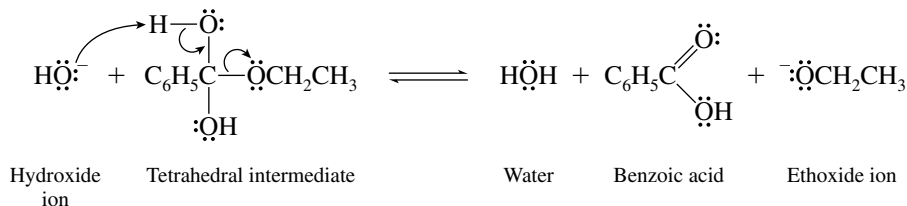
- 20.14 **Step 1: Nucleophilic addition of hydroxide ion to the carbonyl group**



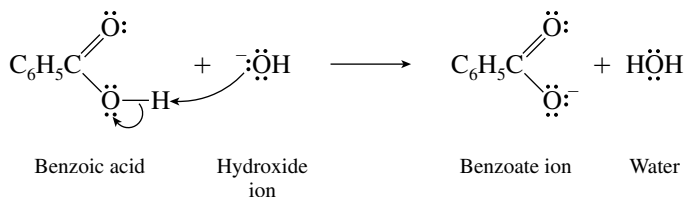
- Step 2: Proton transfer from water to give neutral form of tetrahedral intermediate**



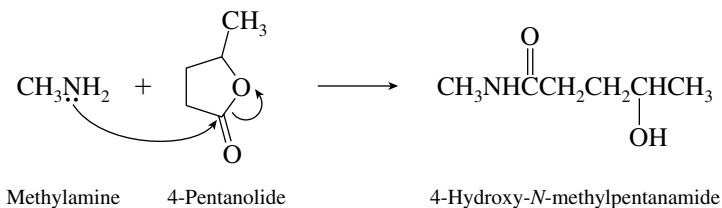
- Step 3: Dissociation of tetrahedral intermediate**



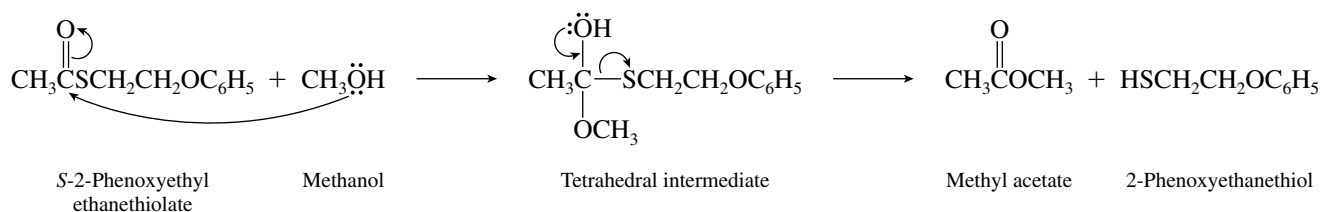
- Step 4: Proton transfer from benzoic acid**



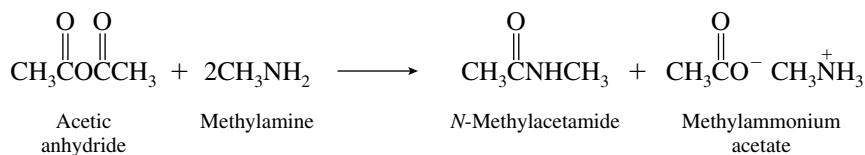
- 20.15 The starting material is a lactone, a cyclic ester. The ester function is converted to an amide by nucleophilic acyl substitution.



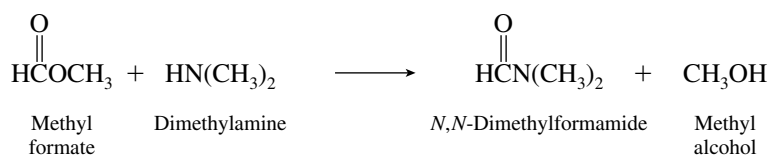
20.16 Methanol is the nucleophile that adds to the carbonyl group of the thioester.



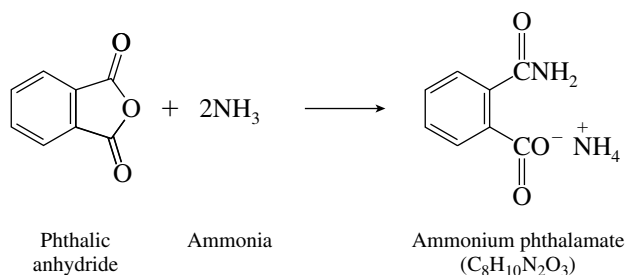
20.17 (b) Acetic anhydride is the anhydride that must be used; it transfers an acetyl group to suitable nucleophiles. The nucleophile in this case is methylamine.



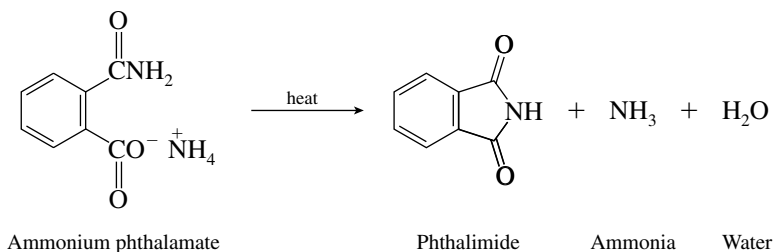
(c) The acyl group is $\text{HC}-\text{C}(=\text{O})-$. Because the problem specifies that the acyl transfer agent is a methyl ester, methyl formate is one of the starting materials.



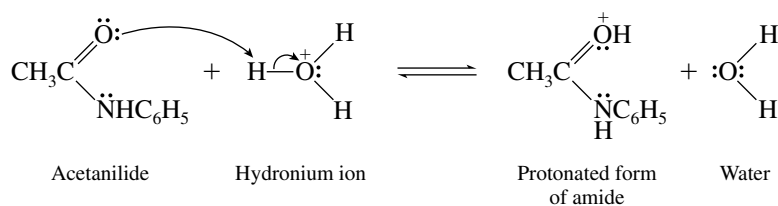
20.18 Phthalic anhydride reacts with excess ammonia to give the ammonium salt of a compound known as **phthalamic acid**.

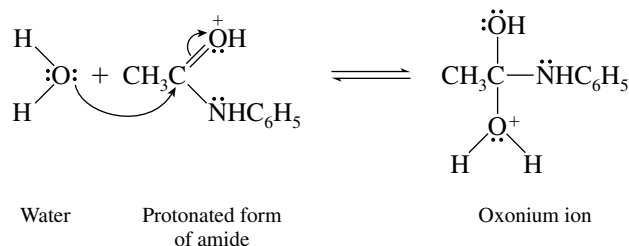
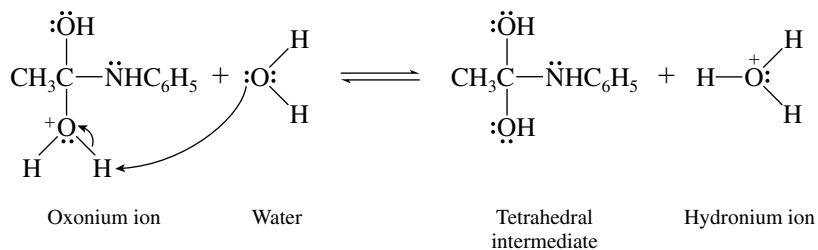
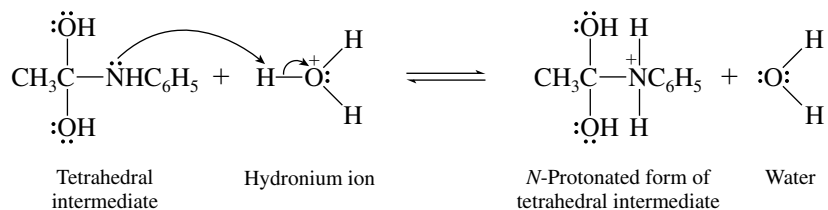
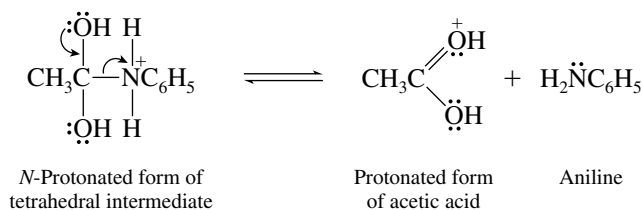
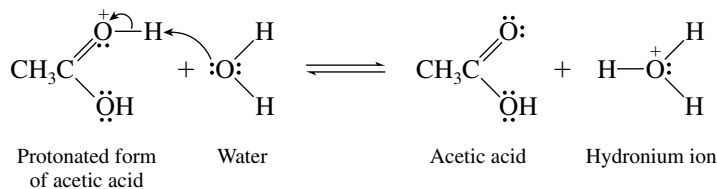
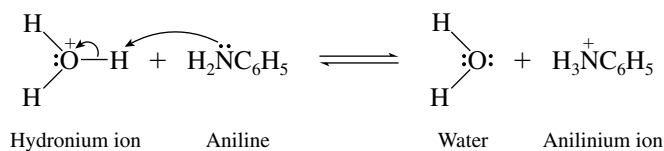


Phthalimide is formed when ammonium phthalamate is heated.

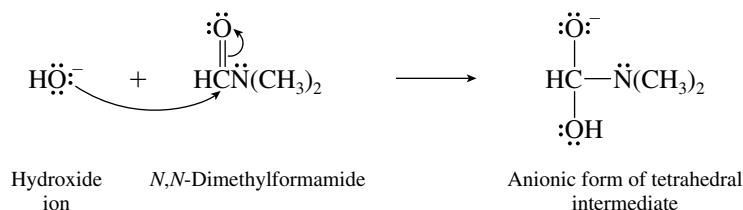


20.19 Step 1: Protonation of the carbonyl oxygen

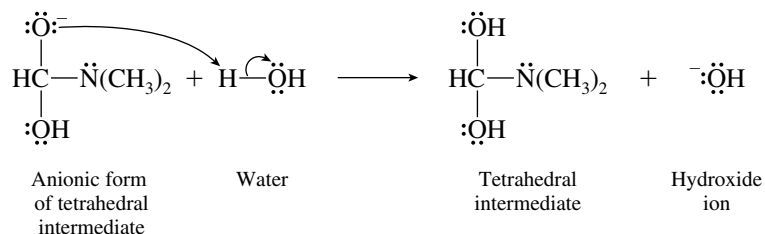


Step 2: Nucleophilic addition of water

Step 3: Deprotonation of oxonium ion to give neutral form of tetrahedral intermediate

Step 4: Protonation of amino group of tetrahedral intermediate

Step 5: Dissociation of N-protonated form of tetrahedral intermediate

Step 6: Proton-transfer processes


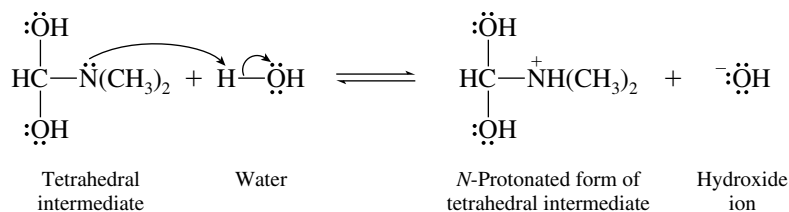
20.20 Step 1: Nucleophilic addition of hydroxide ion to the carbonyl group



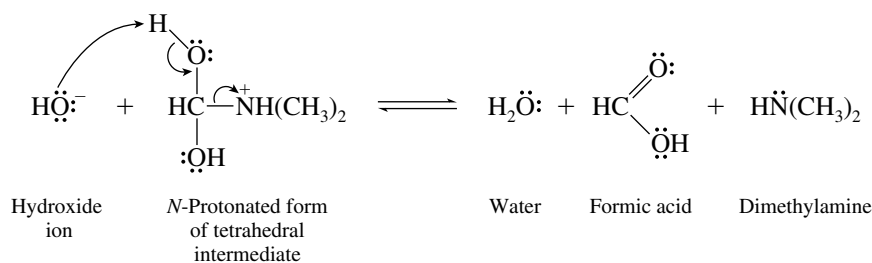
Step 2: Proton transfer to give neutral form of tetrahedral intermediate



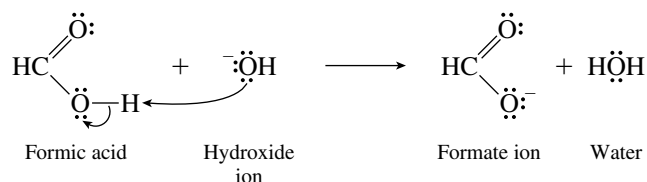
Step 3: Proton transfer from water to nitrogen of tetrahedral intermediate



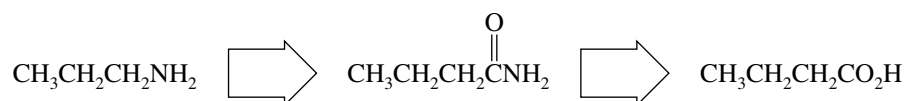
Step 4: Dissociation of N-protonated form of tetrahedral intermediate



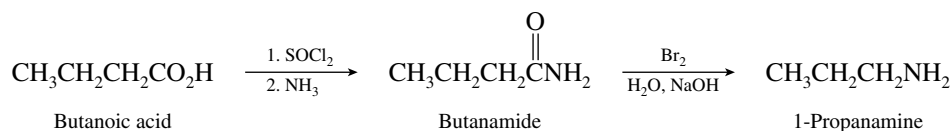
Step 5: Irreversible formation of formate ion



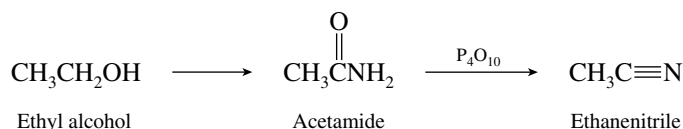
20.21 A synthetic scheme becomes apparent when we recognize that a primary amine may be obtained by Hofmann rearrangement of the primary amide having one more carbon in its acyl group. This amide may, in turn, be prepared from the corresponding carboxylic acid.



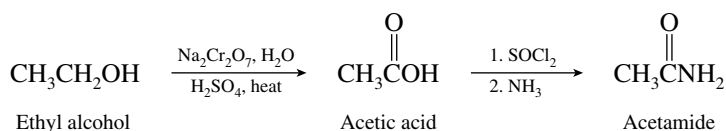
The desired reaction scheme is therefore



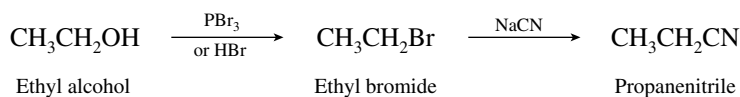
- 20.22 (a) Ethanenitrile has the same number of carbon atoms as ethyl alcohol. This suggests a reaction scheme proceeding via an amide.



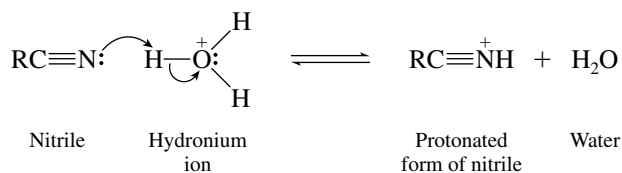
The necessary amide is prepared from ethanol.



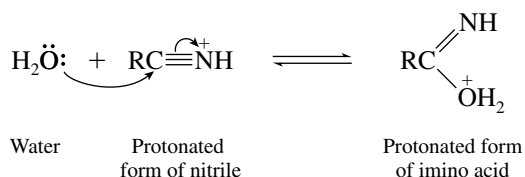
- (b) Propanenitrile may be prepared from ethyl alcohol by way of a nucleophilic substitution reaction of the corresponding bromide.



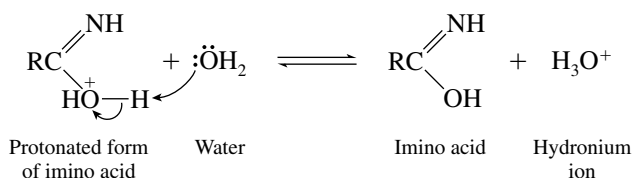
20.23 Step 1: Protonation of the nitrile



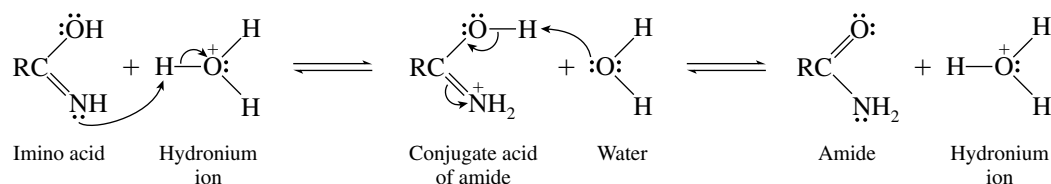
Step 2: Nucleophilic addition of water



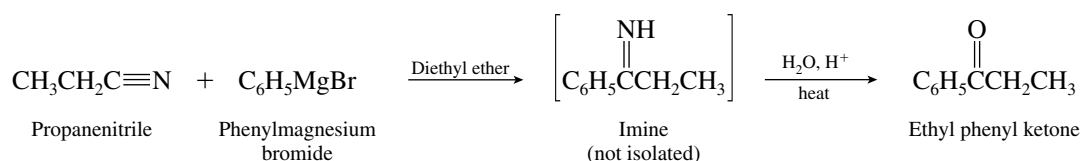
Step 3: Deprotonation of imino acid



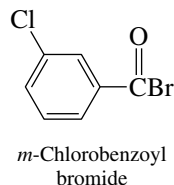
Steps 4 and 5: Proton transfers to give an amide



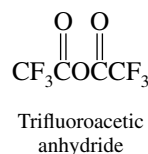
- 20.24** Ketones may be prepared by the reaction of nitriles with Grignard reagents. Nucleophilic addition of a Grignard reagent to a nitrile produces an imine. The imine is not normally isolated, however, but is hydrolyzed to the corresponding ketone. Ethyl phenyl ketone may be prepared by the reaction of propanenitrile with a phenyl Grignard reagent such as phenylmagnesium bromide, followed by hydrolysis of the imine.



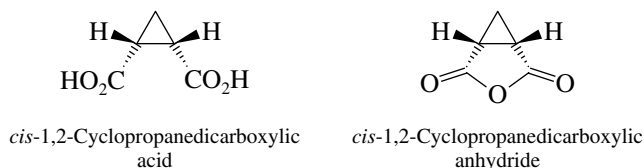
- 20.25** (a) The halogen that is attached to the carbonyl group is identified in the name as a separate word following the name of the acyl group.



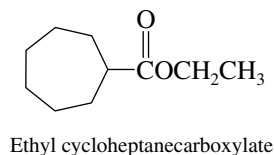
- (b) Trifluoroacetic anhydride is the anhydride of trifluoroacetic acid. Notice that it contains six fluorines.



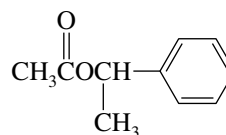
- (c) This compound is the cyclic anhydride of *cis*-1,2-cyclopropanedicarboxylic acid.



- (d) Ethyl cycloheptanecarboxylate is the ethyl ester of cycloheptanecarboxylic acid.

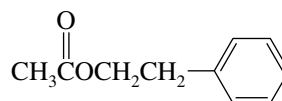


- (e) 1-Phenylethyl acetate is the ester of 1-phenylethanol and acetic acid.



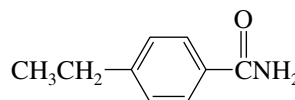
1-Phenylethyl acetate

- (f) 2-Phenylethyl acetate is the ester of 2-phenylethanol and acetic acid.

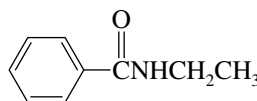


2-Phenylethyl acetate

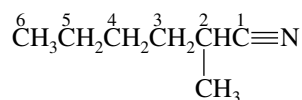
- (g) The parent compound in this case is benzamide. *p*-Ethylbenzamide has an ethyl substituent at the ring position para to the carbonyl group.


p-Ethylbenzamide

- (h) The parent compound is benzamide. In *N*-ethylbenzamide the ethyl substituent is bonded to nitrogen.

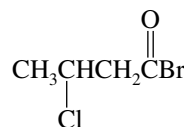

N-Ethylbenzamide

- (i) Nitriles are named by adding the suffix *-nitrile* to the name of the alkane having the same number of carbons. Numbering begins at the nitrile carbon.

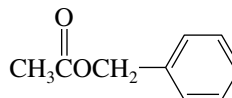


2-Methylhexanenitrile

- 20.26** (a) This compound, with a bromine substituent attached to its carbonyl group, is named as an acyl bromide. It is 3-chlorobutanoyl bromide.

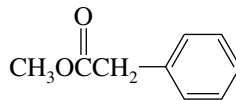

 3-Chlorobutanoyl
bromide

- (b) The group attached to oxygen, in this case **benzyl**, is identified first in the name of the ester. This compound is the benzyl ester of acetic acid.



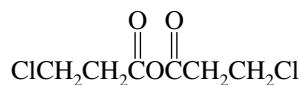
Benzyl acetate

- (c) The group attached to oxygen is methyl; this compound is the methyl ester of phenylacetic acid.



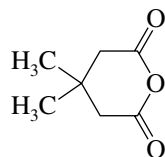
Methyl phenylacetate

- (d) This compound contains the functional group —COC(=O)— and thus is an anhydride of a carboxylic acid. We name the acid, in this case 3-chloropropanoic acid, drop the *acid* part of the name, and replace it by *anhydride*.



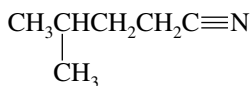
3-Chloropropanoic anhydride

- (e) This compound is a cyclic anhydride, whose parent acid is 3,3-dimethylpentanedioic acid.



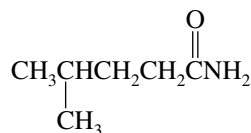
3,3-Dimethylpentanedioic anhydride

- (f) Nitriles are named by adding *-nitrile* to the name of the alkane having the same number of carbons. Remember to count the carbon of the $\text{C}\equiv\text{N}$ group.



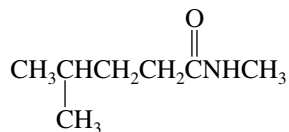
4-Methylpentanenitrile

- (g) This compound is an amide. We name the corresponding acid and then replace the *-oic acid* suffix by *-amide*.

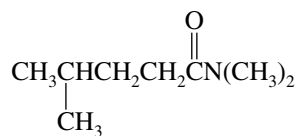


4-Methylpentanamide

- (h) This compound is the *N*-methyl derivative of 4-methylpentanamide.

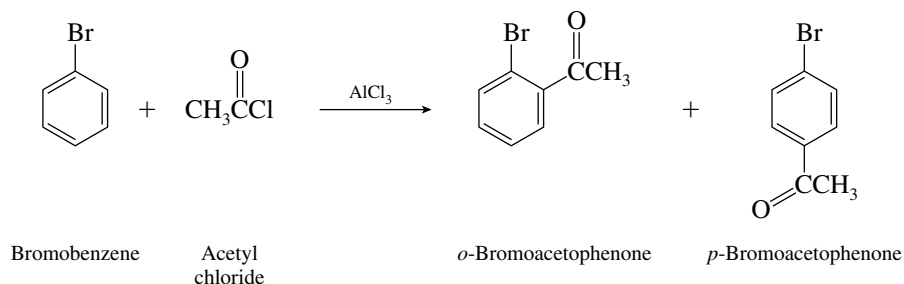
*N*-Methyl-4-methylpentanamide

- (i) The amide nitrogen bears two methyl groups. We designate this as an *N,N*-dimethyl amide.

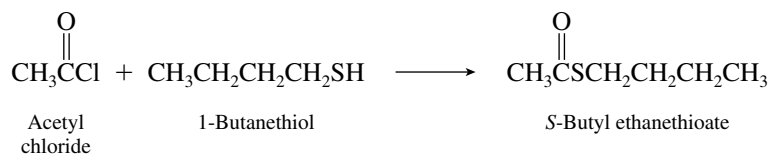


N,N-Dimethyl-4-methylpentanamide

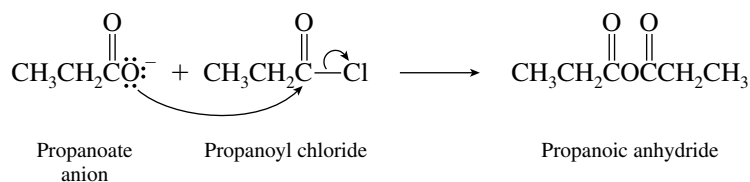
- 20.27 (a) Acetyl chloride acts as an acyl transfer agent to the aromatic ring of bromobenzene. The reaction is a Friedel–Crafts acylation. Bromine is an ortho, para-directing substituent.



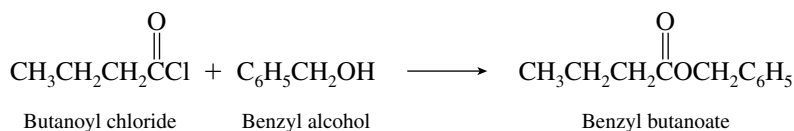
- (b) Acyl chlorides react with thiols to give thioesters.



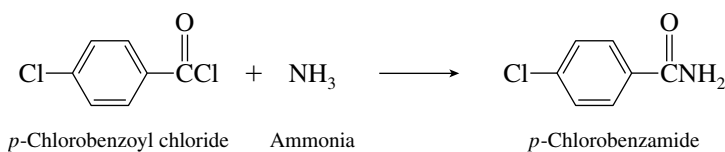
- (c) Sodium propanoate acts as a nucleophile toward propanoyl chloride. The product is propanoic anhydride.



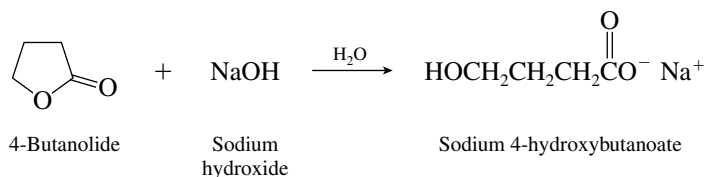
- (d) Acyl chlorides convert alcohols to esters.



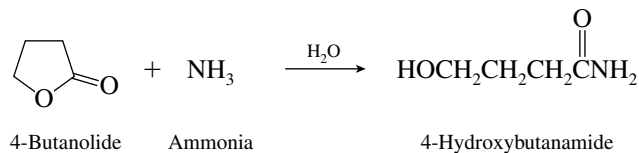
- (e) Acyl chlorides react with ammonia to yield amides.



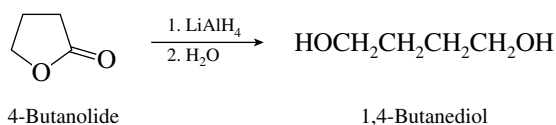
- (l) The starting material is a cyclic ester, a lactone. Esters undergo saponification in aqueous base to give an alcohol and a carboxylate salt.



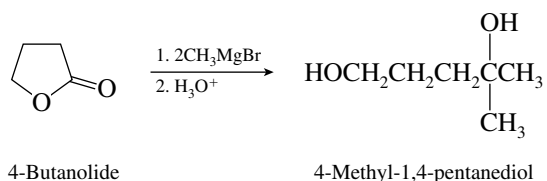
- (m) Ammonia reacts with esters to give an amide and an alcohol.



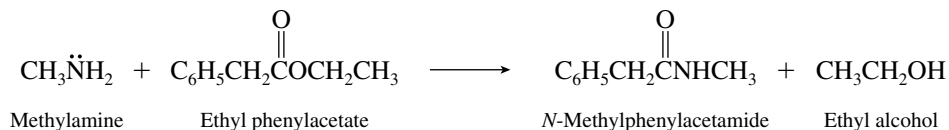
- (n) Lithium aluminum hydride reduces esters to two alcohols; the one derived from the acyl group is a primary alcohol. Reduction of a cyclic ester gives a diol.



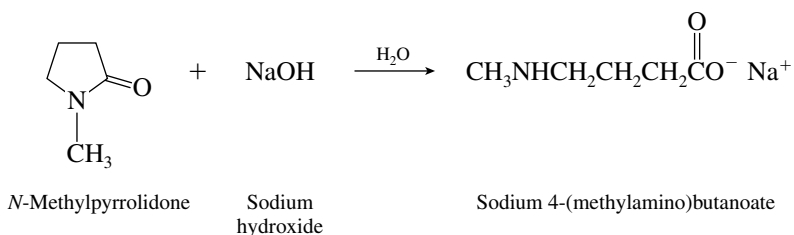
- (o) Grignard reagents react with esters to give tertiary alcohols.



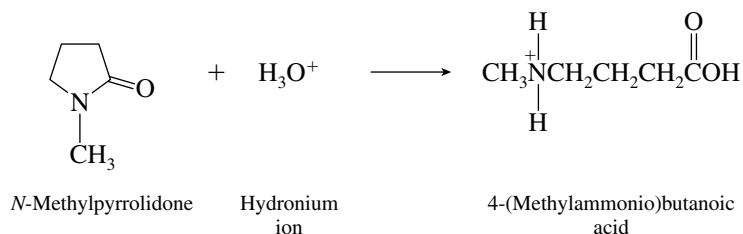
- (p) In this reaction methylamine acts as a nucleophile toward the carbonyl group of the ester. The product is an amide.



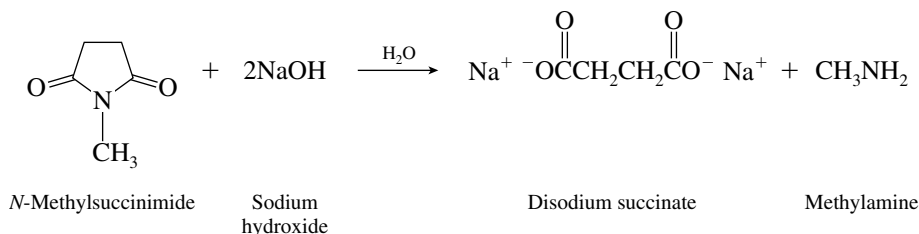
- (q) The starting material is a lactam, a cyclic amide. Amides are hydrolyzed in base to amines and carboxylate salts.



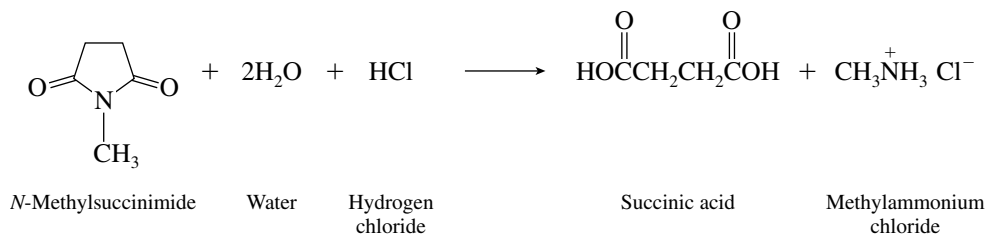
- (r) In acid solution amides yield carboxylic acids and ammonium salts.




- (s) The starting material is a cyclic imide. Both its amide bonds are cleaved by nucleophilic attack by hydroxide ion.



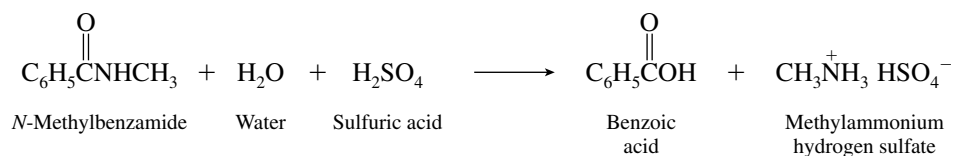
- (t) In acid the imide undergoes cleavage to give a dicarboxylic acid and the conjugate acid of methylamine.



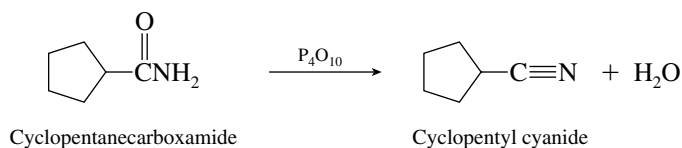
- (u) Acetanilide is hydrolyzed in acid to acetic acid and the conjugate acid of aniline.



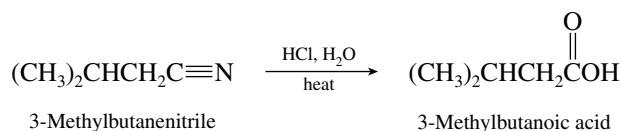
- (v) This is another example of amide hydrolysis.



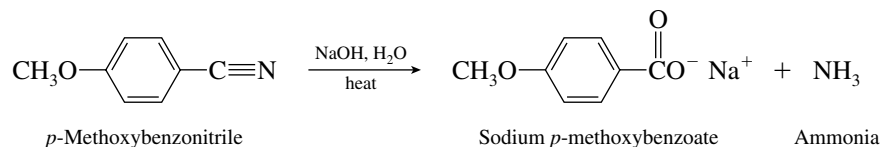
- (w) One way to prepare nitriles is by dehydration of amides.



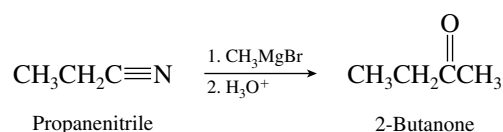
(x) Nitriles are hydrolyzed to carboxylic acids in acidic media.



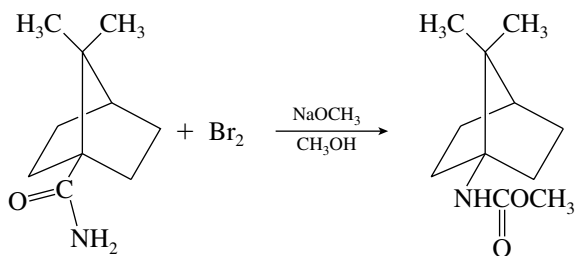
(y) Nitriles are hydrolyzed in aqueous base to salts of carboxylic acids.



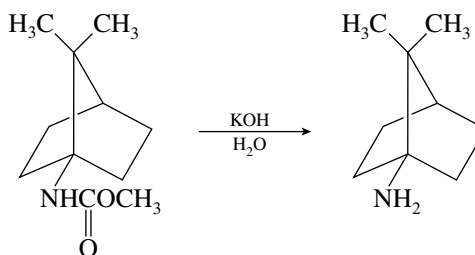
(z) Grignard reagents react with nitriles to yield ketones after addition of aqueous acid.



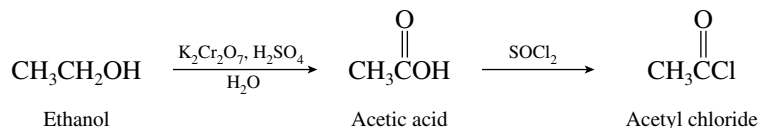
(aa) Amides undergo the Hofmann rearrangement on reaction with bromine and base. A methyl carbamate is the product isolated when the reaction is carried out in methanol.



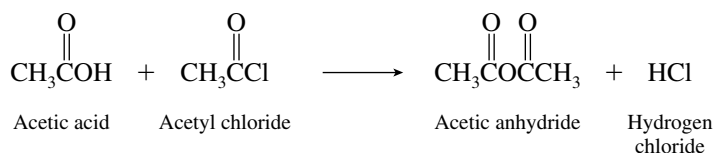
(bb) Saponification of the carbamate in part (aa) gives the corresponding amine.



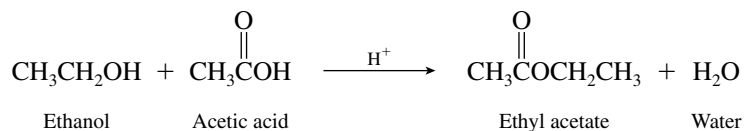
20.28 (a) Acetyl chloride is prepared by reaction of acetic acid with thionyl chloride. The first task then is to prepare acetic acid by oxidation of ethanol.



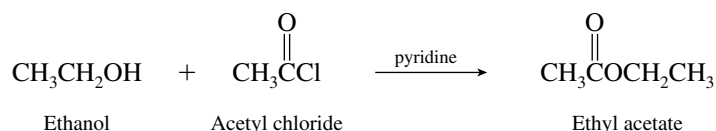
(b) Acetic acid and acetyl chloride, available from part (a), can be combined to form acetic anhydride.



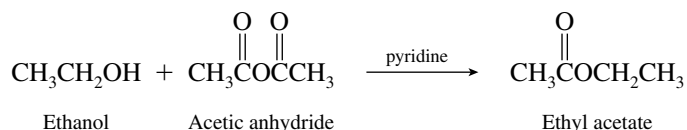
- (c) Ethanol can be converted to ethyl acetate by reaction with acetic acid, acetyl chloride, or acetic anhydride from parts (a) and (b).



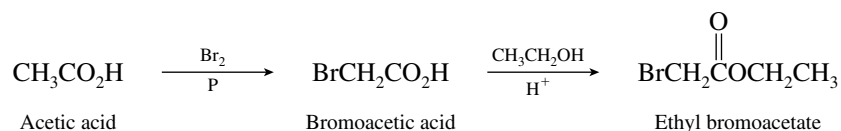
or



or

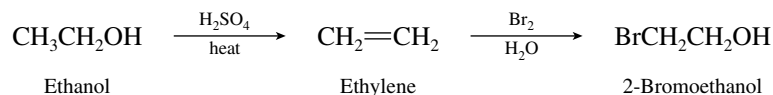


- (d) Ethyl bromoacetate is the ethyl ester of bromoacetic acid; thus the first task is to prepare the acid. We use the acetic acid prepared in part (a), converting it to bromoacetic acid by the Hell–Volhard–Zelinsky reaction.

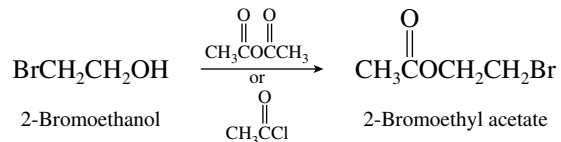


Alternatively, bromoacetic acid could be converted to the corresponding acyl chloride, then treated with ethanol. It would be incorrect to try to brominate ethyl acetate; the Hell–Volhard–Zelinsky method requires an acid as starting material, not an ester.

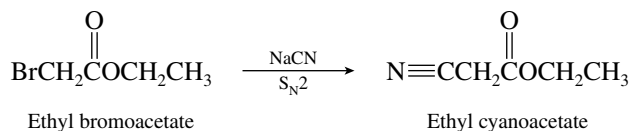
- (e) The alcohol $\text{BrCH}_2\text{CH}_2\text{OH}$, needed in order to prepare 2-bromoethyl acetate, is prepared from ethanol by way of ethylene.



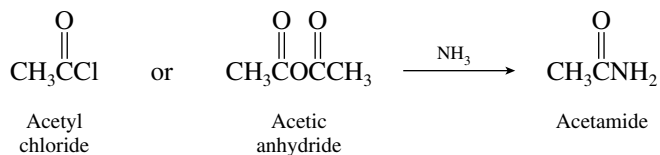
Then



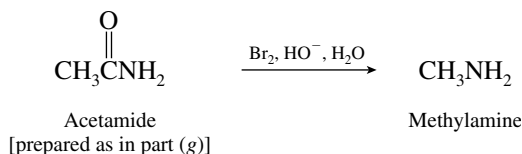
- (f) Ethyl cyanoacetate may be prepared from the ethyl bromoacetate obtained in part (d). The bromide may be displaced by cyanide in a nucleophilic substitution reaction.



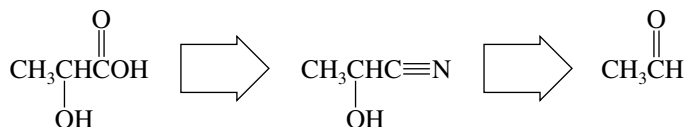
- (g) Reaction of the acetyl chloride prepared in part (a) or the acetic anhydride from part (b) with ammonia gives acetamide.



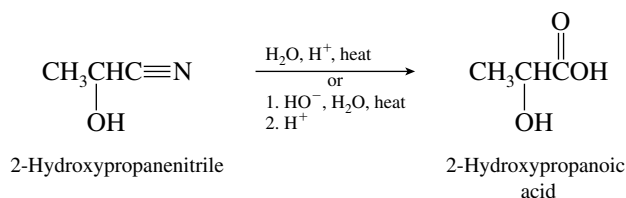
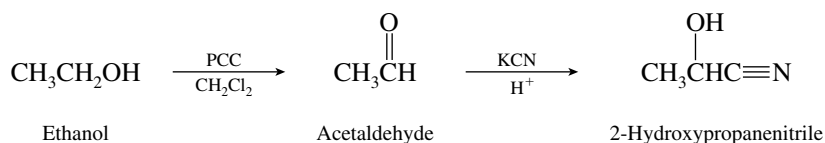
- (h) Methylamine may be prepared from acetamide by a Hofmann rearrangement.



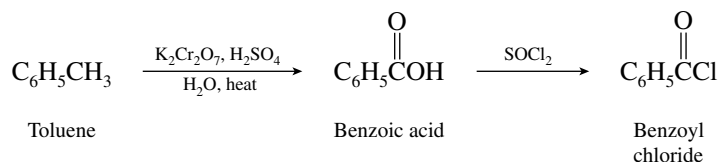
- (i) The desired hydroxy acid is available from hydrolysis of the corresponding cyanohydrin, which may be prepared by reaction of the appropriate aldehyde with cyanide ion.



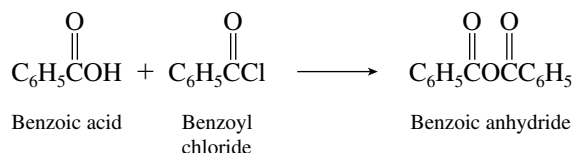
In this synthesis the cyanohydrin is prepared from ethanol by way of acetaldehyde.



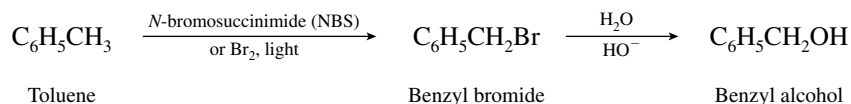
- 20.29 (a) Benzoyl chloride is made from benzoic acid. Oxidize toluene to benzoic acid, and then treat with thionyl chloride.



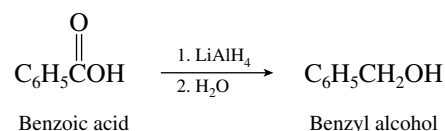
- (b) Benzoyl chloride and benzoic acid, both prepared from toluene in part (a), react with each other to give benzoic anhydride.



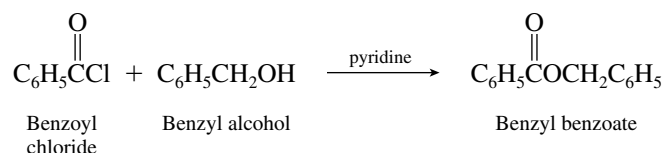
- (c) Benzoic acid, benzoyl chloride, and benzoic anhydride have been prepared in parts (a) and (b) of this problem. Any of them could be converted to benzyl benzoate on reaction with benzyl alcohol. Thus the synthesis of benzyl benzoate requires the preparation of benzyl alcohol from toluene. This is effected by a nucleophilic substitution reaction of benzyl bromide, in turn prepared by halogenation of toluene.



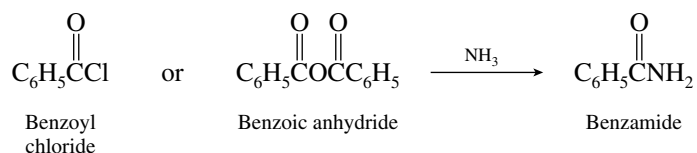
Alternatively, recall that primary alcohols may be obtained by reduction of the corresponding carboxylic acid.



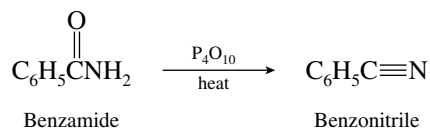
Then



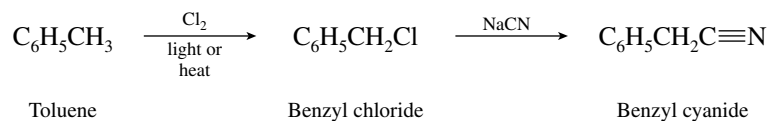
- (d) Benzamide is prepared by reaction of ammonia with either benzoyl chloride from part (a) or benzoic anhydride from part (b).



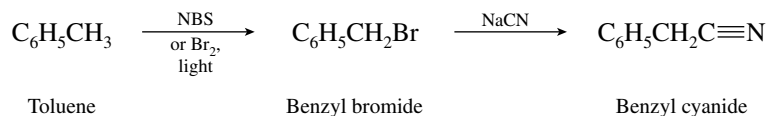
- (e) Benzonitrile may be prepared by dehydration of benzamide.



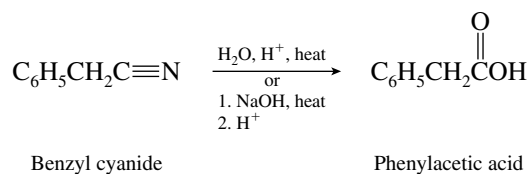
- (f) Benzyl cyanide is the product of nucleophilic substitution by cyanide ion on benzyl bromide or benzyl chloride. The benzyl halides are prepared by free-radical halogenation of the toluene side chain.



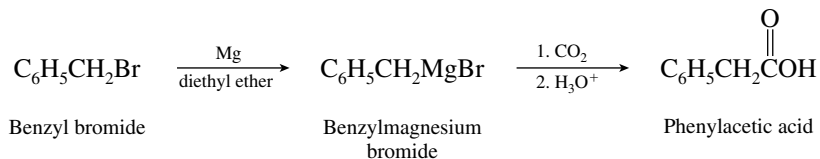
or



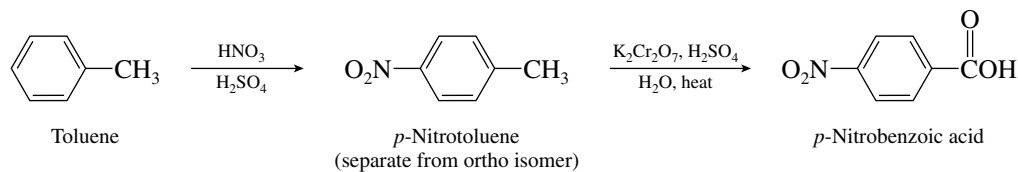
(g) Hydrolysis of benzyl cyanide yields phenylacetic acid.



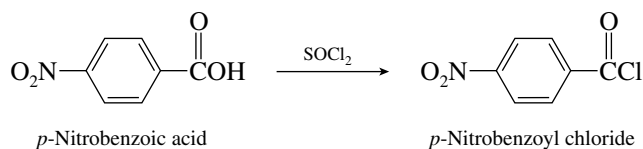
Alternatively, the Grignard reagent derived from benzyl bromide may be carboxylated.



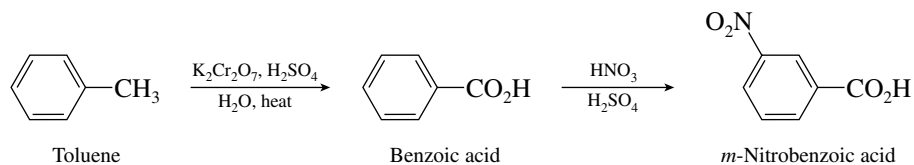
(h) The first goal is to synthesize *p*-nitrobenzoic acid because this may be readily converted to the desired acyl chloride. First convert toluene to *p*-nitrotoluene; then oxidize. Nitration must precede oxidation of the side chain in order to achieve the desired para orientation.



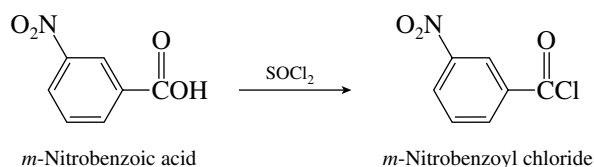
Treatment of *p*-nitrobenzoic acid with thionyl chloride yields *p*-nitrobenzoyl chloride.



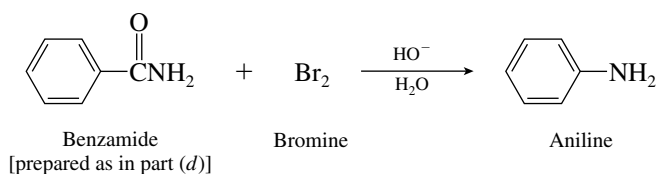
(i) In order to achieve the correct orientation in *m*-nitrobenzoyl chloride, oxidation of the methyl group must precede nitration.



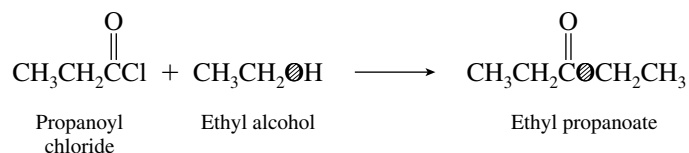
Once *m*-nitrobenzoic acid has been prepared, it may be converted to the corresponding acyl chloride.



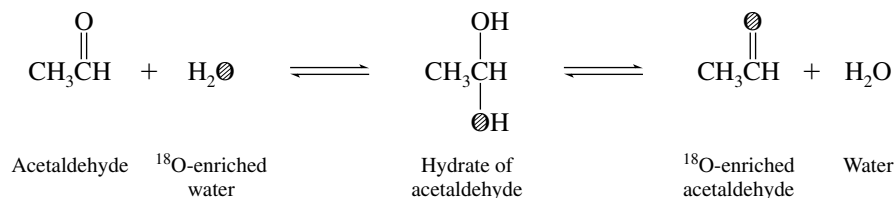
(j) A Hofmann rearrangement of benzamide affords aniline.



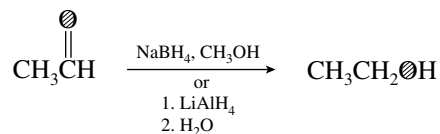
20.30 The problem specifies that $\text{CH}_3\text{CH}_2\overset{\text{O}}{\parallel}{\text{C}}\text{CH}_2\text{CH}_3$ is to be prepared from ^{18}O -labeled ethyl alcohol ($\text{⊗} = ^{18}\text{O}$).



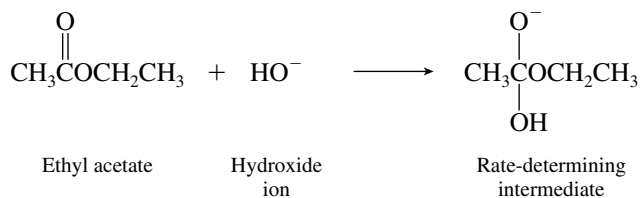
Thus, we need to prepare ^{18}O -labeled ethyl alcohol from the other designated starting materials, acetaldehyde and ^{18}O -enriched water. First, replace the oxygen of acetaldehyde with ^{18}O by the hydration–dehydration equilibrium in the presence of ^{18}O -enriched water.



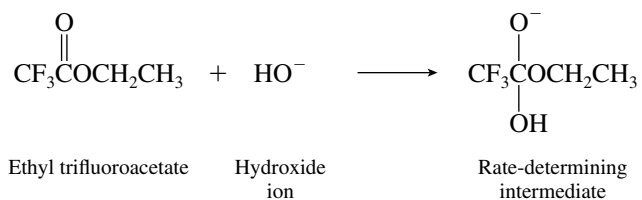
Once ^{18}O -enriched acetaldehyde has been obtained, it can be reduced to ^{18}O -enriched ethanol.



20.31 (a) The rate-determining step in basic ester hydrolysis is nucleophilic addition of hydroxide ion to the carbonyl group. The intermediate formed in this step is negatively charged.

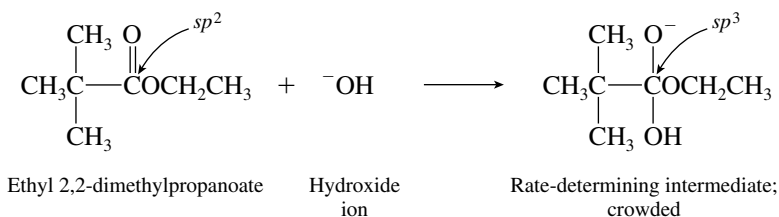


The electron-withdrawing effect of a CF_3 group stabilizes the intermediate formed in the rate-determining step of ethyl trifluoroacetate saponification.



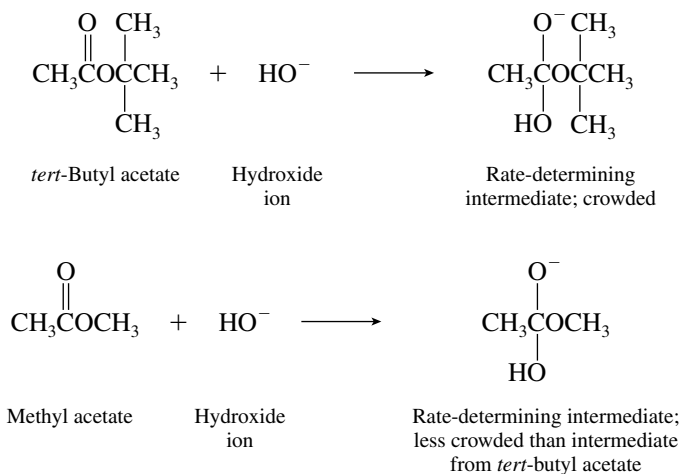
Because the intermediate is more stable, it is formed faster than the one from ethyl acetate.

- (b) Crowding is increased as the transition state for nucleophilic addition to the carbonyl group is approached. The carbonyl carbon undergoes a change in hybridization from sp^2 to sp^3 .

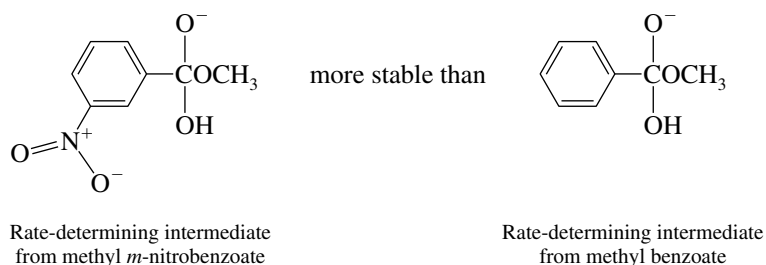


The *tert*-butyl group of ethyl 2,2-dimethylpropanoate causes more crowding than the methyl group of ethyl acetate; the rate-determining intermediate is less stable and is formed more slowly.

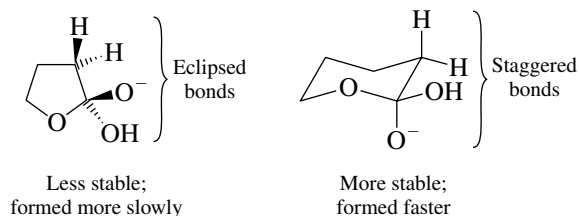
- (c) We see here another example of a steric effect of a *tert*-butyl group. The intermediate formed when hydroxide ion adds to the carbonyl group of *tert*-butyl acetate is more crowded and less stable than the corresponding intermediate formed from methyl acetate.



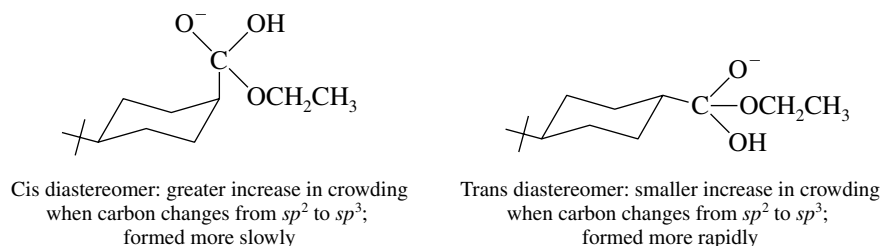
- (d) Here, as in part (a), we have an electron-withdrawing substituent increasing the rate of ester saponification. It does so by stabilizing the negatively charged intermediate formed in the rate-determining step.



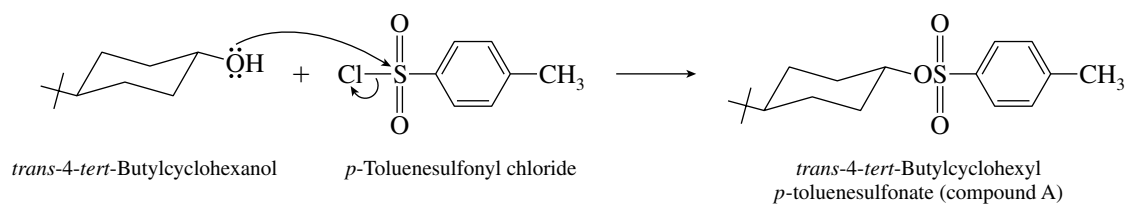
- (e) Addition of hydroxide to 4-butanolide introduces torsional strain in the intermediate because of eclipsed bonds. The corresponding intermediate from 5-butanolide is more stable because the bonds are staggered in a six-membered ring.



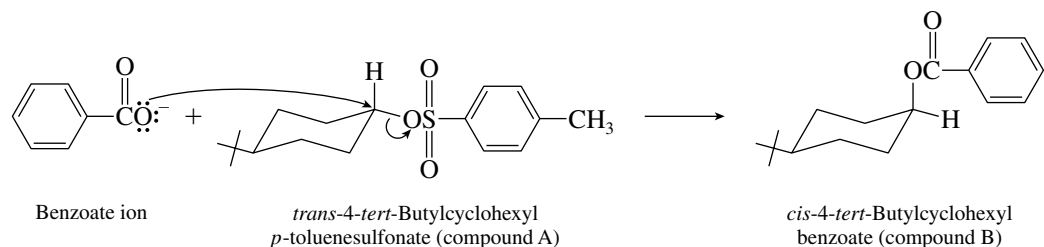
(f) Steric crowding increases more when hydroxide adds to the axial carbonyl group.



20.32 Compound A is the *p*-toluenesulfonate ester (tosylate) of *trans*-4-*tert*-butylcyclohexanol. The oxygen atom of the alcohol attacks the sulfur of *p*-toluenesulfonyl chloride, and so the reaction proceeds with retention of configuration.

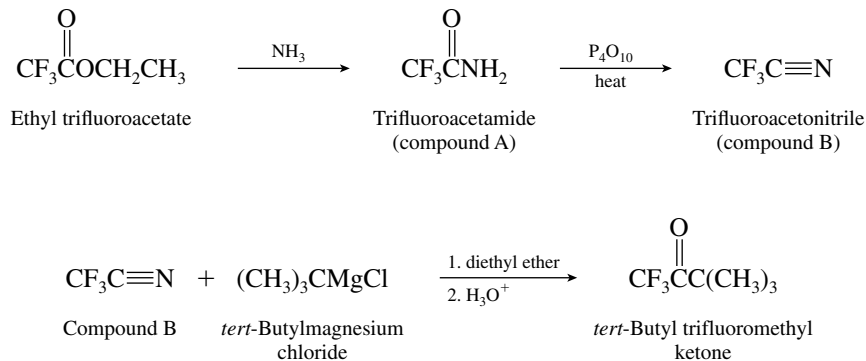


The second step is a nucleophilic substitution in which benzoate ion displaces *p*-toluenesulfonate with inversion of configuration.



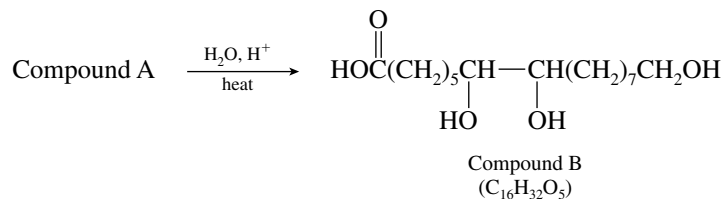
Saponification of *cis*-4-*tert*-butylcyclohexyl benzoate in step 3 proceeds with acyl–oxygen cleavage to give *cis*-4-*tert*-butylcyclohexanol.

20.33 Reaction of ethyl trifluoroacetate with ammonia yields the corresponding amide, compound A. Compound A undergoes dehydration on heating with P_4O_{10} to give trifluoroacetonitrile, compound B. Grignard reagents react with nitriles to form ketones. *tert*-Butyl trifluoromethyl ketone is formed from trifluoroacetonitrile by treatment with *tert*-butylmagnesium chloride followed by aqueous hydrolysis.



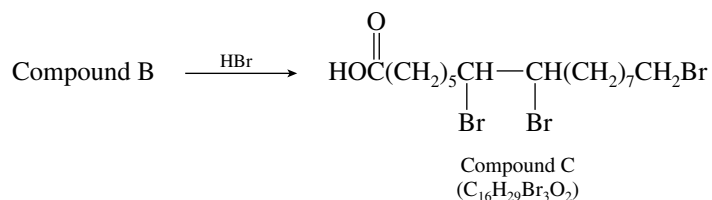
20.34 The first step is acid hydrolysis of an acetal protecting group.

Step 1:



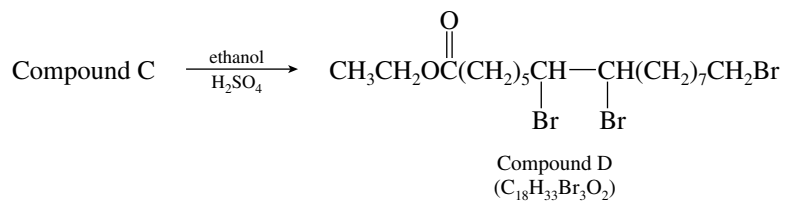
All three alcohol functions are converted to bromide by reaction with hydrogen bromide in step 2.

Step 2:



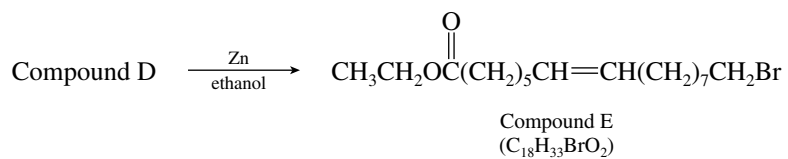
Reaction with ethanol in the presence of an acid catalyst converts the carboxylic acid to its ethyl ester in step 3.

Step 3:



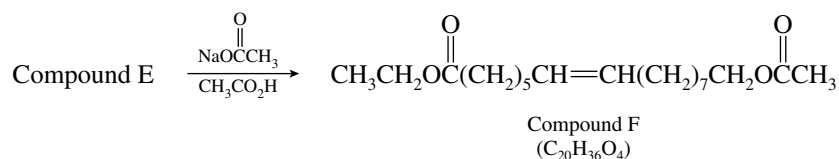
The problem hint points out that zinc converts vicinal dibromides to alkenes. Of the three bromine substituents in compound D, two of them are vicinal. Step 4 is a dehalogenation reaction.

Step 4:



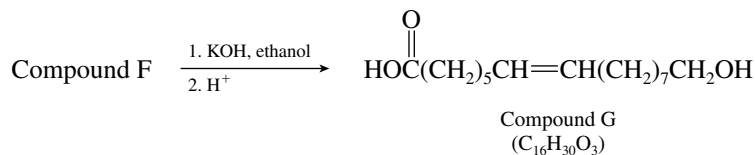
Step 5 is a nucleophilic substitution of the S_N2 type. Acetate ion is the nucleophile and displaces bromide from the primary carbon.

Step 5:



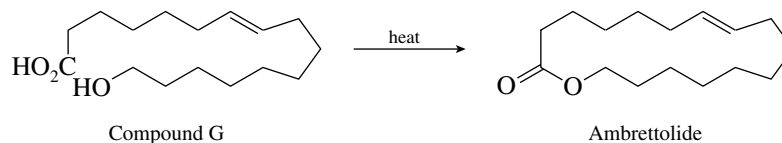
Step 6 is ester saponification. It yields a 16-carbon chain having a carboxylic acid function at one end and an alcohol at the other.

Step 6:

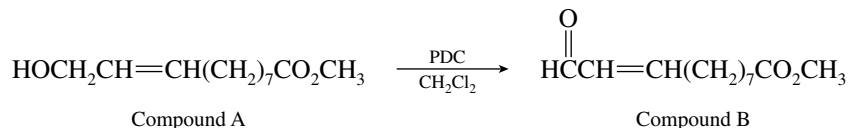


In step 7, compound G cyclizes to ambrettolide on heating.

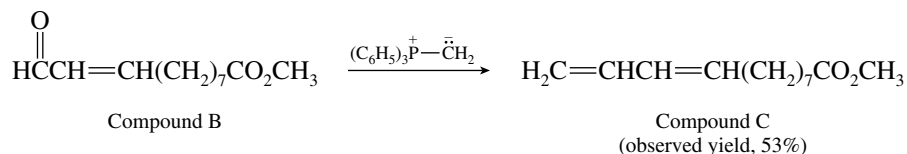
Step 7:



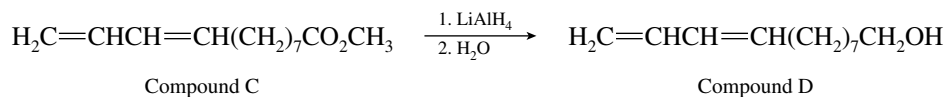
- 20.35** (a) This step requires the oxidation of a primary alcohol to an aldehyde. As reported in the literature, pyridinium dichromate in dichloromethane was used to give the desired aldehyde in 84% yield.



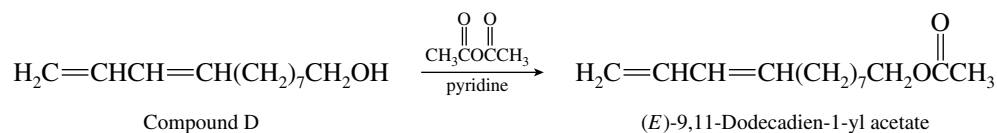
- (b) Conversion of $\text{—}\overset{\text{O}}{\parallel}{\text{C}}\text{H}$ to $\text{—CH}=\text{CH}_2$ is a typical case in which a Wittig reaction is appropriate.



- (c) Lithium aluminum hydride was used to reduce the ester to a primary alcohol in 81% yield.



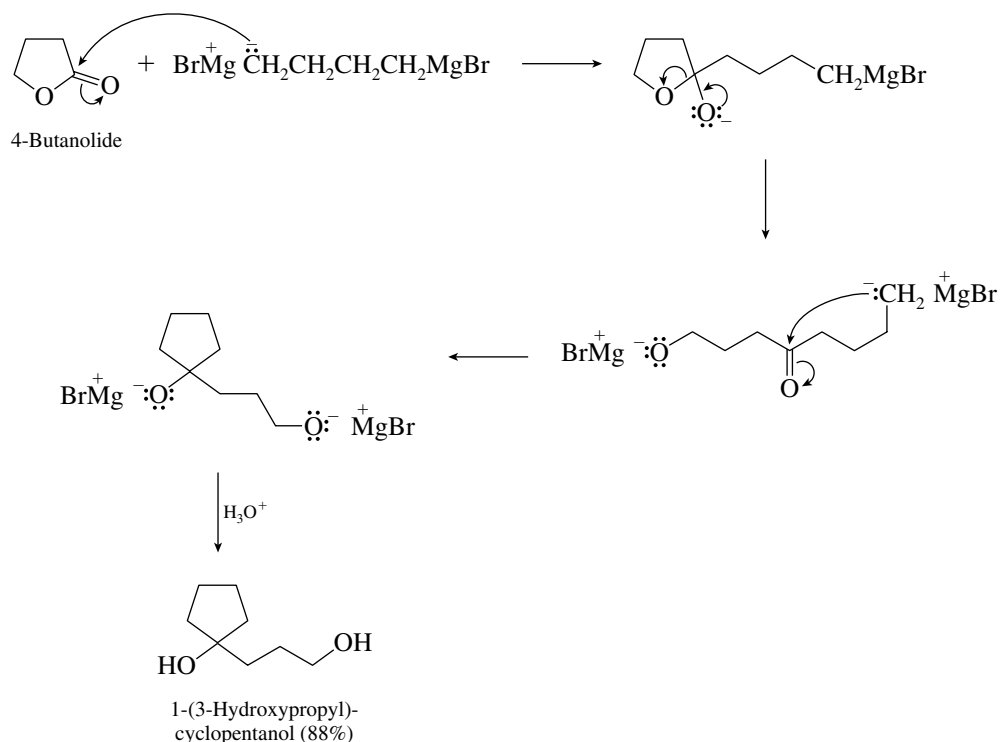
- (d) The desired sex pheromone is the acetate ester of compound D. Compound D was treated with acetic anhydride to give the acetate ester in 99% yield.



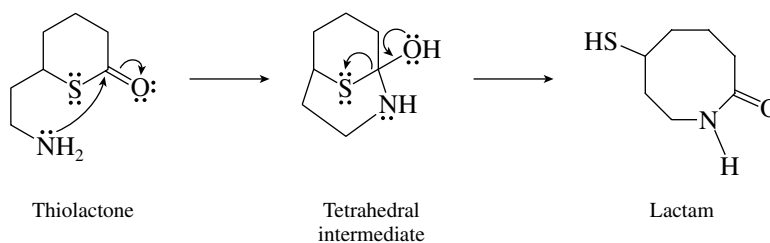
Acetyl chloride could have been used in this step instead of acetic anhydride.

- 20.36** (a) The reaction given in the problem is between a lactone (cyclic ester) and a difunctional Grignard reagent. Esters usually react with 2 moles of a Grignard reagent; in this instance

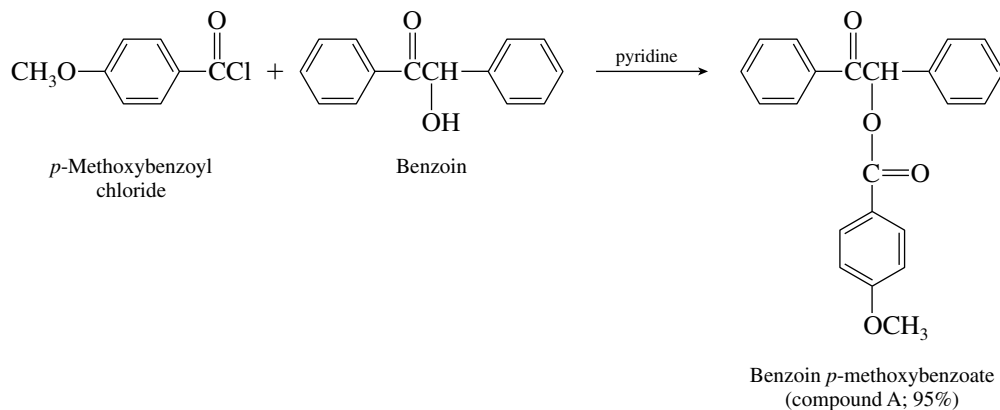
both Grignard functions of the reagent attack the lactone. The second attack is intramolecular, giving rise to the cyclopentanol ring of the product.



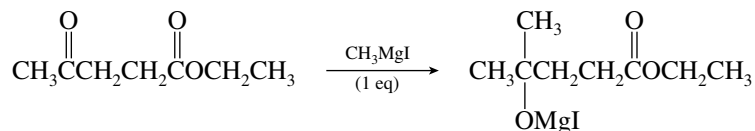
- (b) An intramolecular acyl transfer process takes place in this reaction. The amine group in the thiolactone starting material replaces sulfur on the acyl group to form a lactam (cyclic amide).



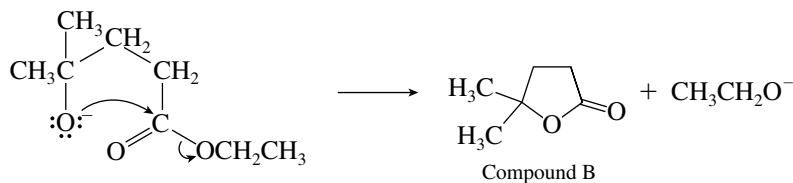
- 20.37 (a) Acyl chlorides react with alcohols to form esters.



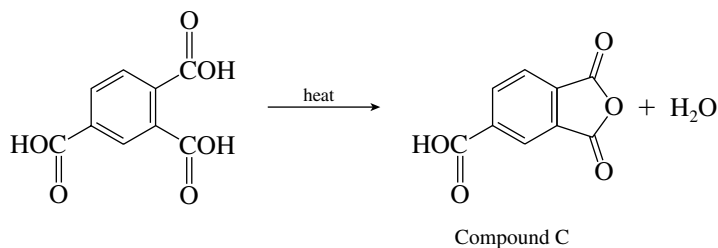
- (b) Of the two carbonyl groups in the starting material, the ketone carbonyl is more reactive than the ester. (The ester carbonyl is stabilized by electron release from oxygen.)



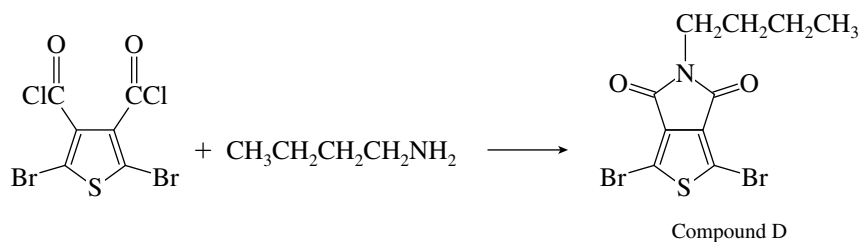
Compound B has the molecular formula $\text{C}_6\text{H}_{10}\text{O}_2$. The initial product forms a cyclic ester (lactone), with elimination of ethoxide ion.



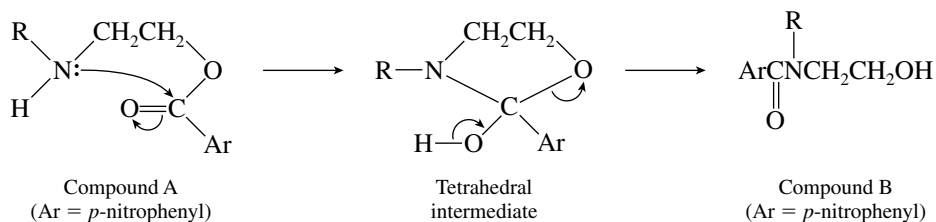
- (c) Only carboxyl groups that are ortho to each other on a benzene ring are capable of forming a cyclic anhydride.



- (d) The primary amine can react with both acyl chloride groups of the starting material to give compound D.

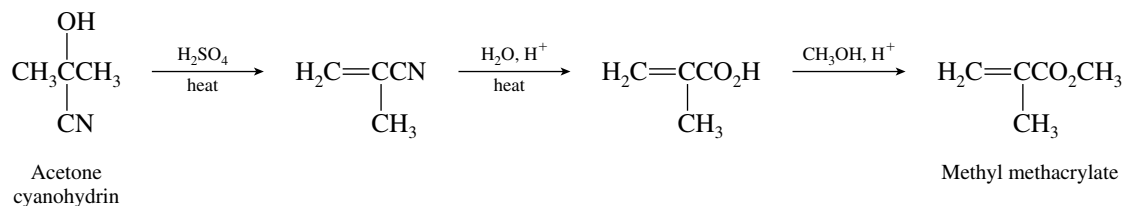


- 20.38** Compound A is an ester but has within it an amine function. Acyl transfer from oxygen to nitrogen converts the ester to a more stable amide.



The tetrahedral intermediate is the key intermediate in the reaction.

Dehydration of the cyanohydrin followed by hydrolysis of the nitrile group and esterification of the resulting carboxylic acid yields methyl methacrylate.



- 20.42** The compound contains nitrogen and exhibits a prominent peak in the infrared spectrum at 2270 cm^{-1} ; it is likely to be a nitrile. Its molecular weight of 83 is consistent with the molecular formula $\text{C}_5\text{H}_9\text{N}$. The presence of four signals in the δ 10 to 30-ppm region of the ^{13}C NMR spectrum suggests an unbranched carbon skeleton. This is confirmed by the presence of two triplets in the ^1H NMR spectrum at δ 1.0 ppm (CH_3 coupled with adjacent CH_2) and at δ 2.3 ppm (CH_2CN coupled with adjacent CH_2). The compound is pentanenitrile.



Pentanenitrile

- 20.43** The compound has the characteristic triplet–quartet pattern of an ethyl group in its ^1H NMR spectrum. Because these signals correspond to 10 protons, there must be two equivalent ethyl groups in the molecule. The methylene quartet appears at relatively low field (δ 4.1 ppm), which is consistent with ethyl groups bonded to oxygen, as in $-\text{OCH}_2\text{CH}_3$. There is a peak at 1730 cm^{-1} in the infrared spectrum, suggesting that these ethoxy groups reside in ester functions. The molecular formula $\text{C}_8\text{H}_{14}\text{O}_4$ reveals that if two ester groups are present, there can be no rings or double bonds. The remaining four hydrogens are equivalent in the ^1H NMR spectrum, and so two equivalent CH_2 groups are present. The compound is the diethyl ester of succinic acid.

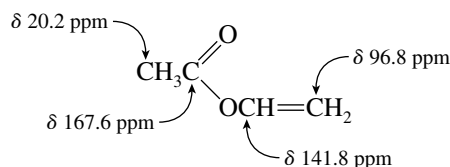


Diethyl succinate

- 20.44** Compound A ($\text{C}_4\text{H}_6\text{O}_2$) has an index of hydrogen deficiency of 2. With two oxygen atoms and a peak in the infrared at 1760 cm^{-1} , it is likely that one of the elements of unsaturation is the carbon–oxygen double bond of an ester. The ^1H NMR spectrum contains a three-proton singlet at δ 2.1 ppm, which is consistent with a CH_3C unit. It is likely that compound A is an acetate ester.



The ^{13}C NMR spectrum reveals that the four carbon atoms of the molecule are contained in one each of the fragments CH_3 , CH_2 , and CH , along with the carbonyl carbon. In addition to the two carbons of the acetate group, the remaining two carbons are the CH_2 and CH carbons of a vinyl group, $\text{CH}=\text{CH}_2$. Compound A is vinyl acetate.



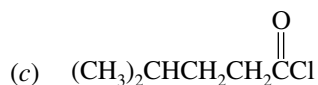
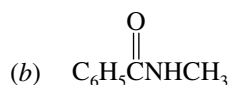
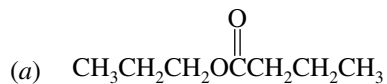
Each vinyl proton is coupled to two other vinyl protons; each appears as a doublet of doublets in the ^1H NMR spectrum.

- 20.45** Solutions to molecular modeling exercises are not provided in this *Study Guide and Solutions Manual*. You should use *Learning By Modeling* for this exercise.

SELF-TEST

PART A

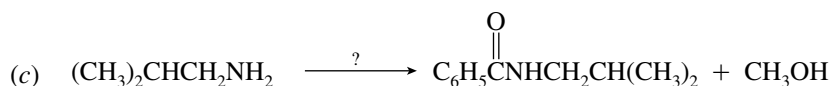
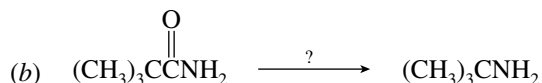
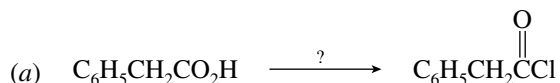
A-1. Give a correct IUPAC name for each of the following acid derivatives:



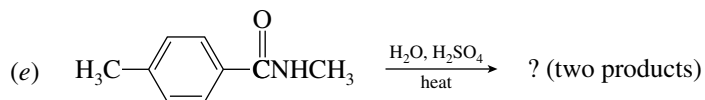
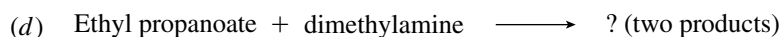
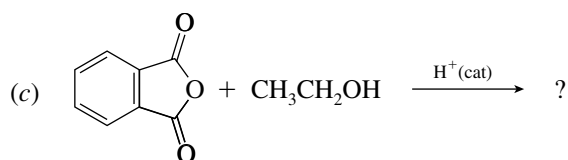
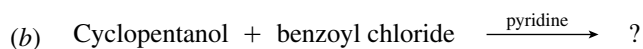
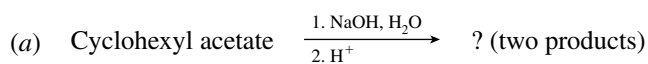
A-2. Provide the correct structure of

- (a) Benzoic anhydride
 (b) *N*-(1-Methylpropyl)acetamide
 (c) Phenyl benzoate

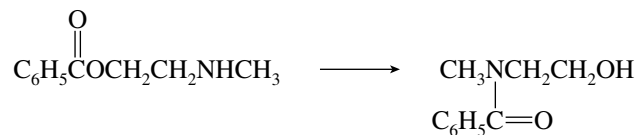
A-3. What reagents are needed to carry out each of the following conversions?



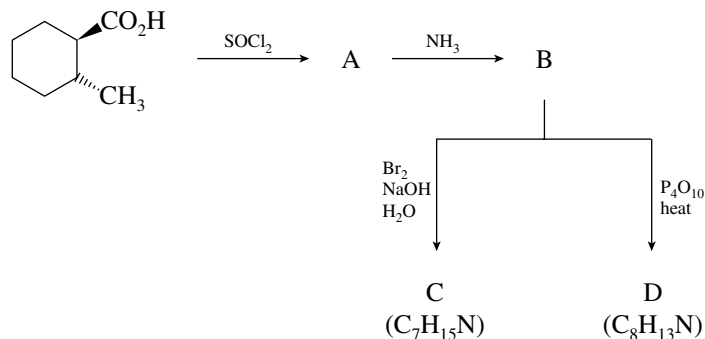
A-4. Write the structure of the product of each of the following reactions:



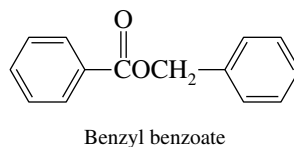
- A-5. The following reaction occurs when the reactant is allowed to stand in pentane. Write the structure of the key intermediate in this process.



- A-6. Give the correct structures, clearly showing stereochemistry, of each compound, A through D, in the following sequence of reactions:



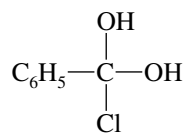
- A-7. Write the structure of the neutral form of the tetrahedral intermediate in the
- Acid-catalyzed hydrolysis of methyl acetate
 - Reaction of ammonia with acetic anhydride
- A-8. Write the steps necessary to prepare $\text{H}_3\text{C}-\text{C}_6\text{H}_4-\text{NH}_2$ from $\text{H}_3\text{C}-\text{C}_6\text{H}_4-\text{Br}$.
- A-9. Outline a synthesis of benzyl benzoate using toluene as the source of all the carbon atoms.



- A-10. The infrared spectrum of a compound ($\text{C}_3\text{H}_6\text{ClNO}$) has an intense peak at 1680 cm^{-1} . Its ^1H NMR spectrum consists of a doublet (3H, δ 1.5 ppm), a quartet (1H, δ 4.1 ppm), and a broad singlet (2H, δ 6.5 ppm). What is the structure of the compound? How would you prepare it from propanoic acid?

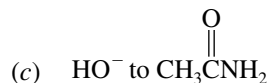
PART B

- B-1. What are the products of the most favorable mode of decomposition of the intermediate species shown?

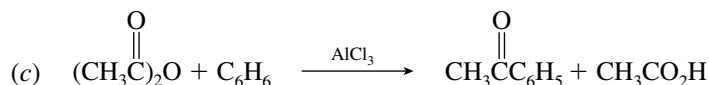
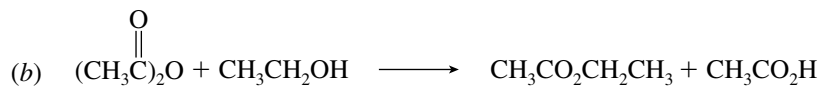
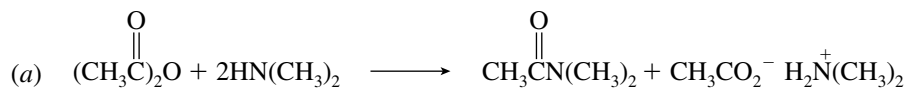


- Benzoic acid and HCl
- Benzoyl chloride and H_2O
- Both (a) and (b) equally likely
- Neither (a) nor (b)

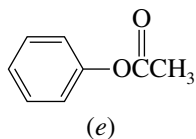
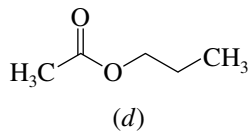
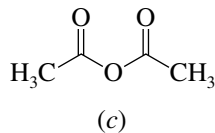
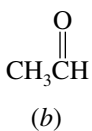
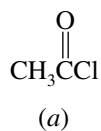
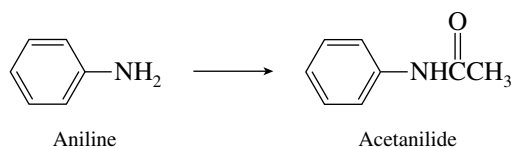
B-7. A key step in the hydrolysis of acetamide in aqueous acid proceeds by nucleophilic addition of



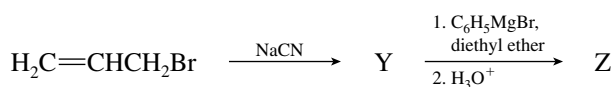
B-8. Which reaction is *not* possible for acetic anhydride?

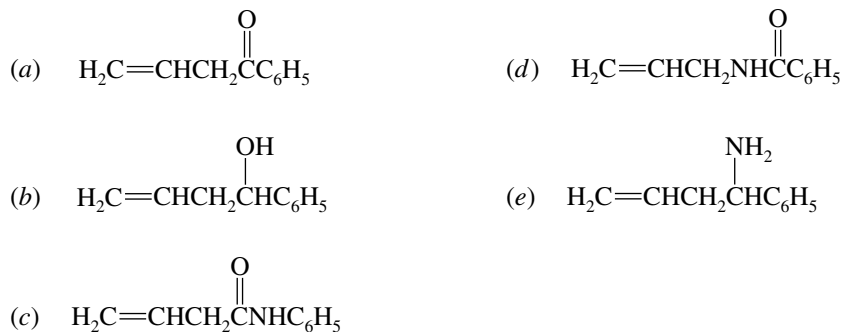


B-9. All but one of the following compounds react with aniline to give acetanilide. Which one does *not*?

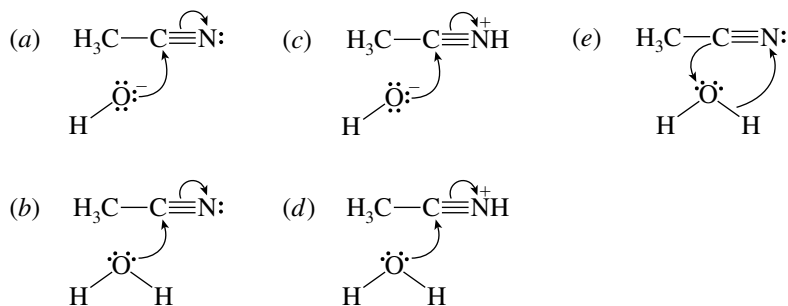


B-10. Identify product Z in the following reaction sequence:

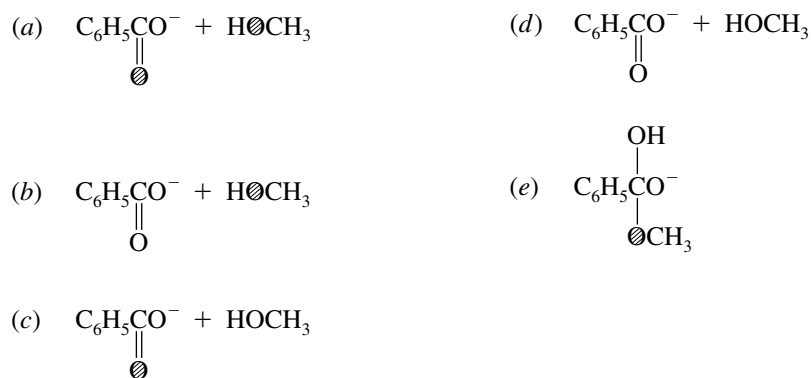




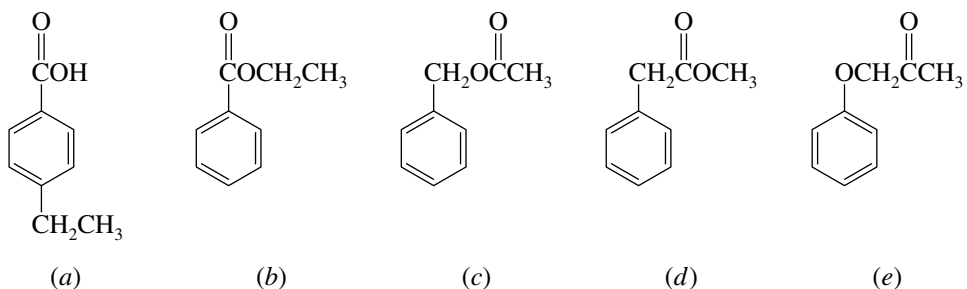
B-11. Which of the following best describes the nucleophilic addition step in the acid-catalyzed hydrolysis of acetonitrile (CH_3CN)?

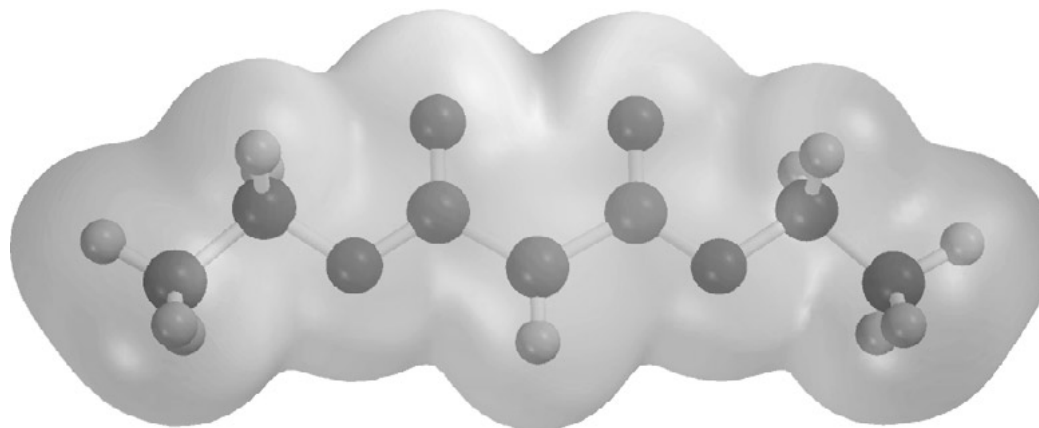


B-12. Saponification (basic hydrolysis) of $\text{C}_6\text{H}_5\overset{\text{O}}{\parallel}\text{C}\text{CH}_3$ will yield: [O = mass-18 isotope of oxygen]



B-13. An unknown compound, $\text{C}_9\text{H}_{10}\text{O}_2$, did not dissolve in aqueous NaOH . The infrared spectrum exhibited strong absorption at 1730 cm^{-1} . The ^1H NMR spectrum had signals at δ 7.2 ppm (multiplet), 4.1 ppm (quartet), and 1.3 ppm (triplet). Which of the following is most likely the unknown?



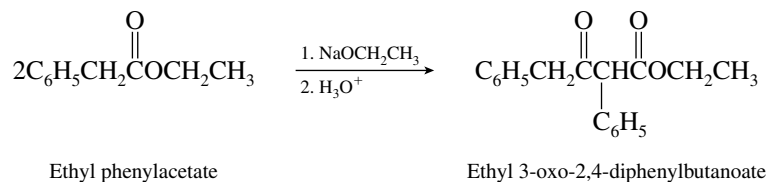
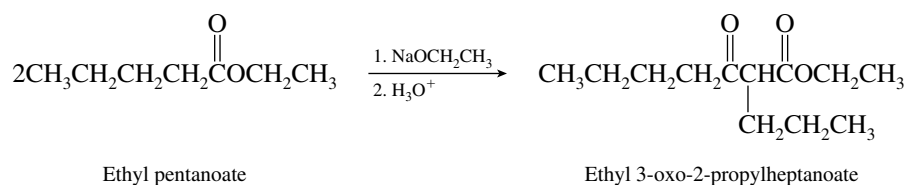


CHAPTER 21

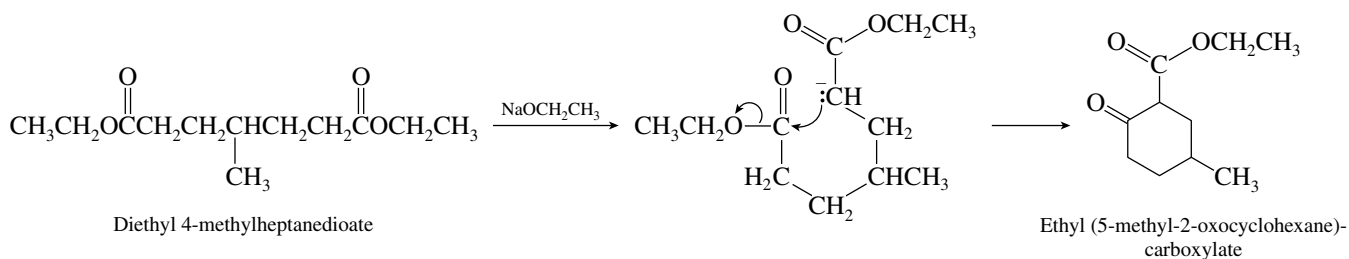
ESTER ENOLATES

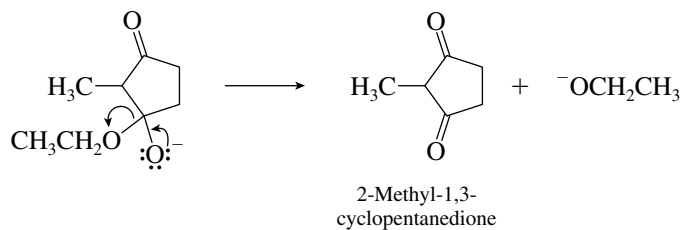
SOLUTIONS TO TEXT PROBLEMS

- 21.1** Ethyl benzoate cannot undergo the Claisen condensation, because it has no protons on its α -carbon atom and so cannot form an enolate. Ethyl pentanoate and ethyl phenylacetate can undergo the Claisen condensation.

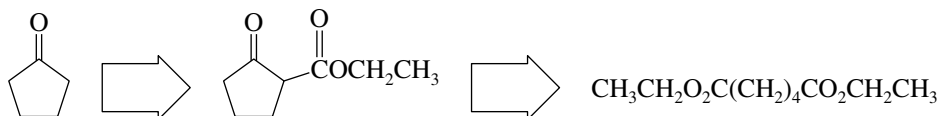


- 21.2 (b)** The enolate formed by proton abstraction from the α -carbon atom of diethyl 4-methylheptanedioate cyclizes to form a six-membered β -keto ester.

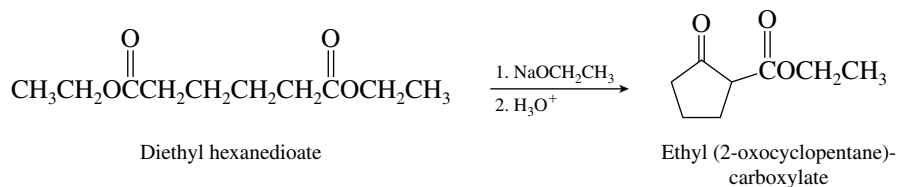




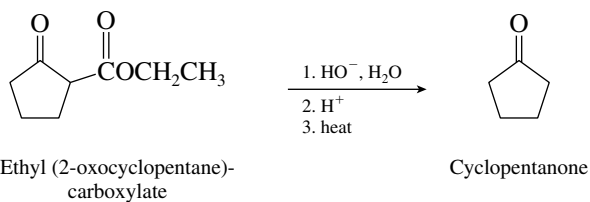
- 21.5** The desired ketone, cyclopentanone, is derived from the corresponding β -keto ester. This key intermediate is obtained from a Dieckmann cyclization of the starting material, diethyl hexanedioate.



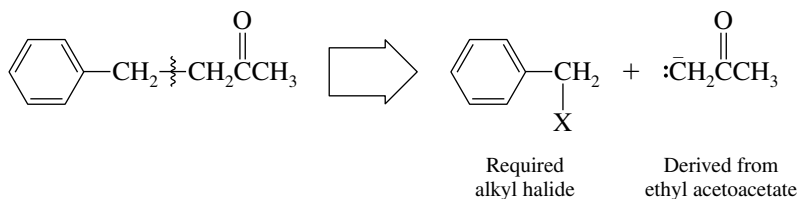
First treat the diester with sodium ethoxide to effect the Dieckmann cyclization.



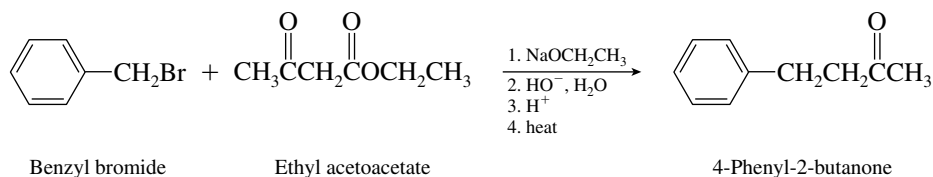
Next convert the β -keto ester to the desired product by saponification and decarboxylation.



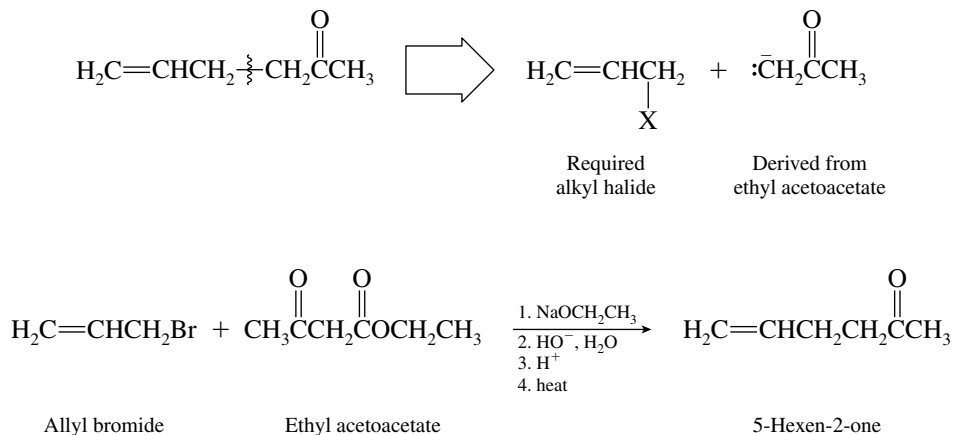
- 21.6 (b)** Write a structural formula for the desired product; then disconnect a bond to the α -carbon atom.



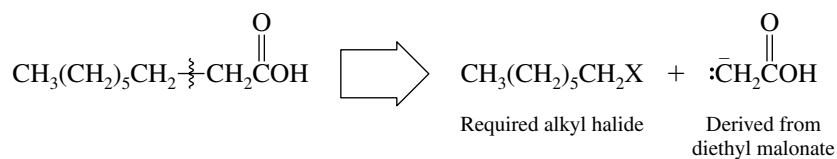
Therefore



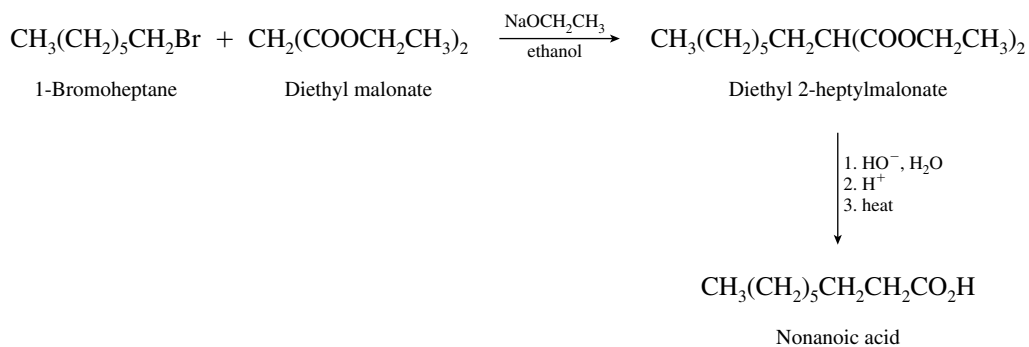
- (c) The disconnection approach to retrosynthetic analysis reveals that the preparation of 5-hexen-2-one by the acetoacetic ester synthesis requires an allylic halide.



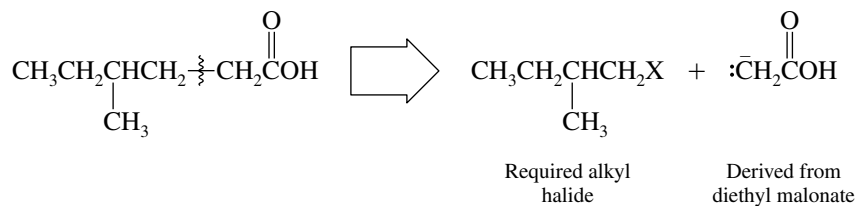
- 21.7 (b) Nonanoic acid has a $\text{CH}_3(\text{CH}_2)_5\text{CH}_2-$ unit attached to the CH_2COH synthon.



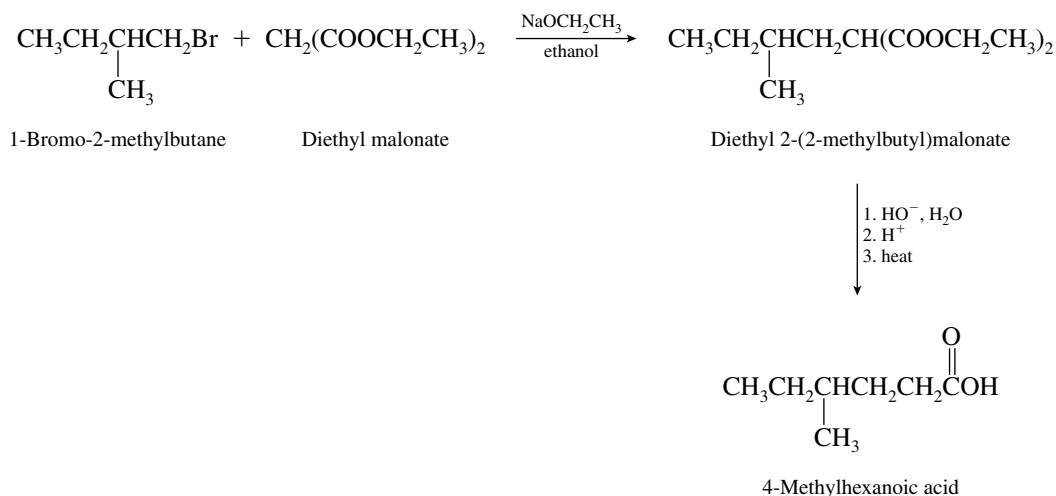
Therefore the anion of diethyl malonate is alkylated with a 1-haloheptane.



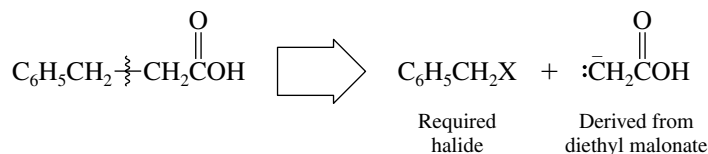
- (c) Disconnection of the target molecule adjacent to the α carbon reveals the alkyl halide needed to react with the enolate derived from diethyl malonate.



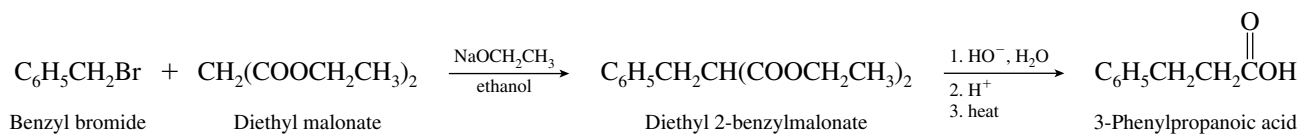
The necessary alkyl halide in this synthesis is 1-bromo-2-methylbutane.



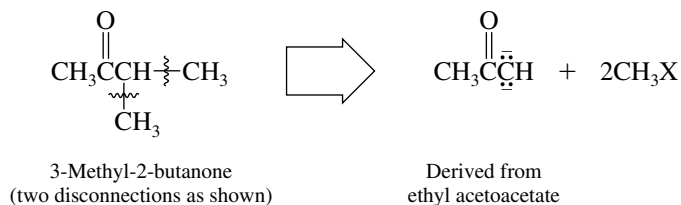
(d) Once again disconnection reveals the necessary halide, which is treated with diethyl malonate.



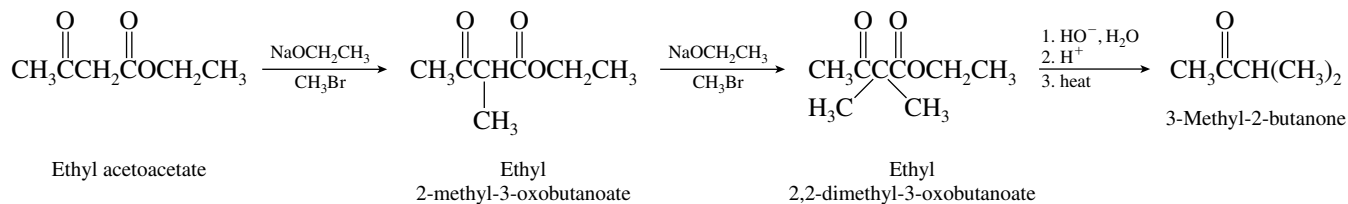
Alkylation of diethyl malonate with benzyl bromide is the first step in the preparation of 3-phenylpropanoic acid.



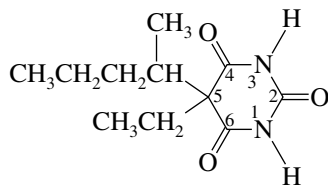
21.8 Retrosynthetic analysis of the formation of 3-methyl-2-butanone is carried out in the same way as for other ketones.



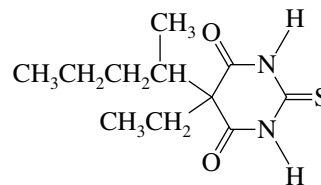
The two alkylation steps are carried out sequentially.



21.11 The carbonyl oxygen at C-2 of pentobarbital is replaced by sulfur in Pentothal (thiopental).

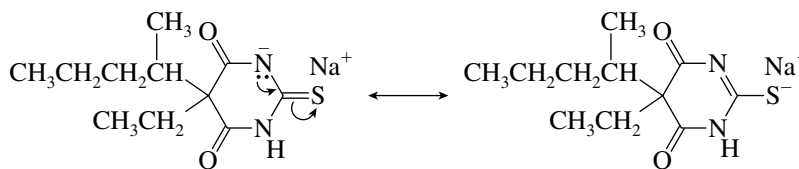


Pentobarbital; prepared from urea,
(H₂N)₂C=O



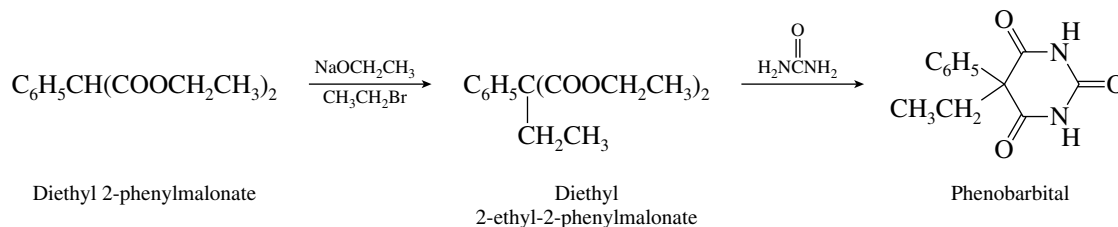
Pentothal; prepared from thiourea,
(H₂N)₂C=S

The sodium salt of Pentothal is formed by removal of a proton from one of the N—H groups by sodium hydroxide.



Pentothal sodium

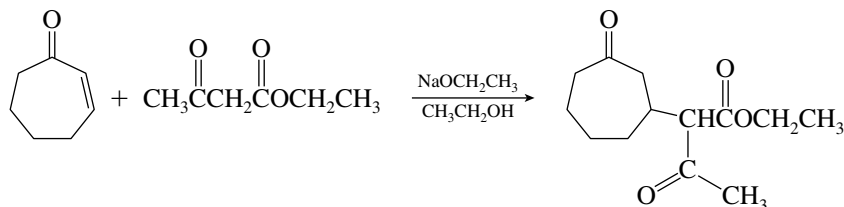
21.12 The synthesis of phenobarbital requires diethyl 2-phenylmalonate as the starting material.



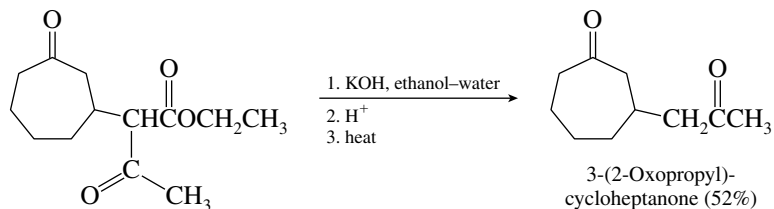
Diethyl 2-phenylmalonate is prepared by a mixed Claisen condensation between ethyl phenylacetate and diethyl carbonate.



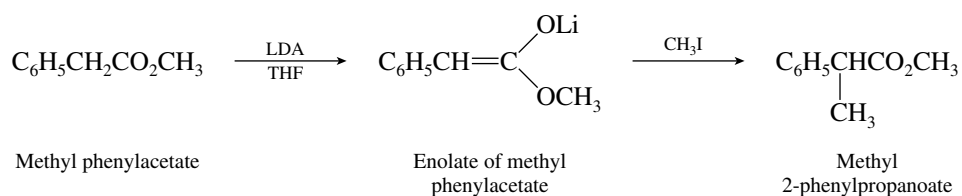
21.13 Like diethyl malonate, ethyl acetoacetate undergoes Michael addition to an α, β -unsaturated ketone.



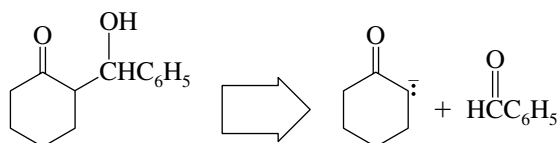
Basic ester hydrolysis followed by acidification and decarboxylation gives the diketone 3-(2-oxopropyl)cycloheptanone as the major product of the reaction sequence.



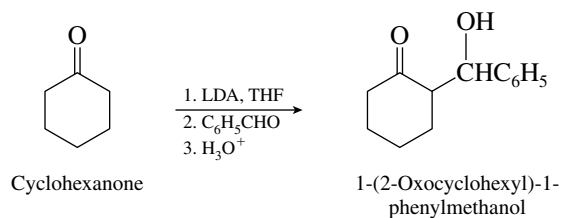
- 21.14 (b) The α -carbon atom of the ester bears a phenyl substituent and a methyl group. Only the methyl group can be attached to the α carbon by nucleophilic substitution. Therefore generate the enolate of methyl phenylacetate with lithium diisopropylamide (LDA) in tetrahydrofuran (THF) and then alkylate with methyl iodide.



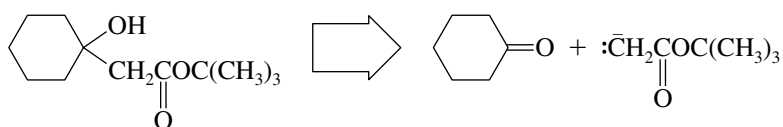
- (c) The desired product corresponds to an aldol addition product.



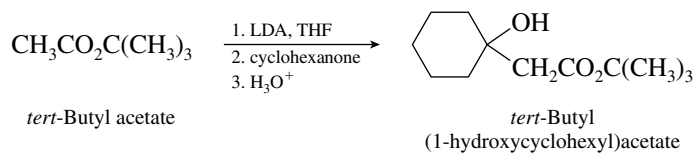
Therefore convert cyclohexanone to its enolate and then treat with benzaldehyde.



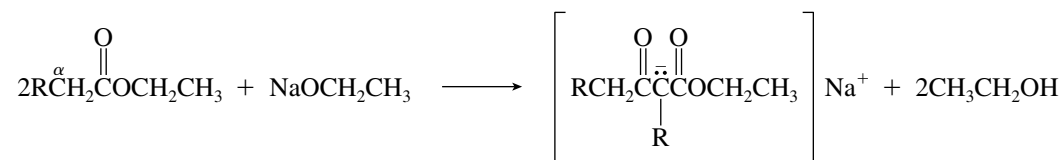
- (d) This product corresponds to the addition of the enolate of *tert*-butyl acetate to cyclohexanone.



Generate the enolate of *tert*-butyl acetate with lithium diisopropylamide; then add cyclohexanone.

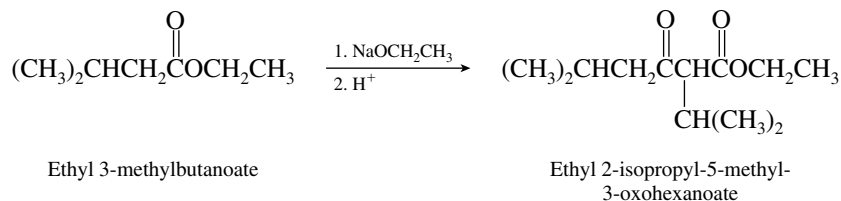
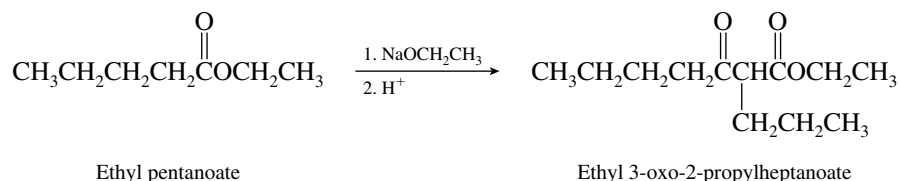


21.15 To undergo a Claisen condensation, an ester must have at least two protons on the α carbon:

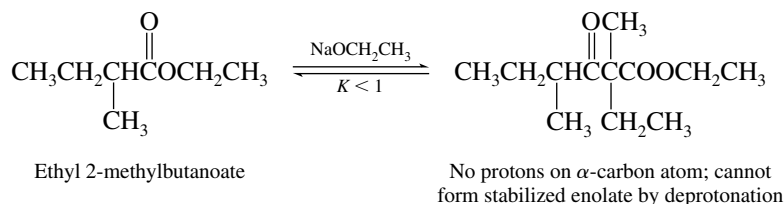


The equilibrium constant for condensation is unfavorable unless the β -keto ester can be deprotonated to form a stable anion.

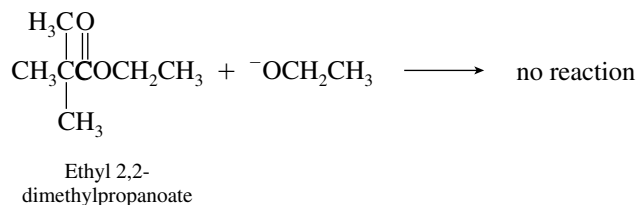
(a) Among the esters given, ethyl pentanoate and ethyl 3-methylbutanoate undergo the Claisen condensation



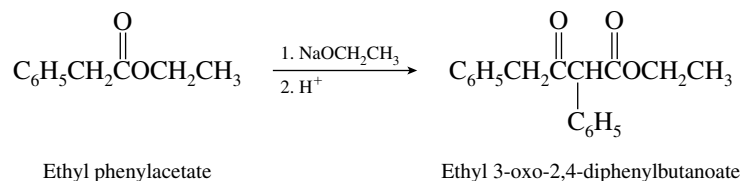
(b) The Claisen condensation product of ethyl 2-methylbutanoate cannot be deprotonated; the equilibrium constant for its formation is less than 1.



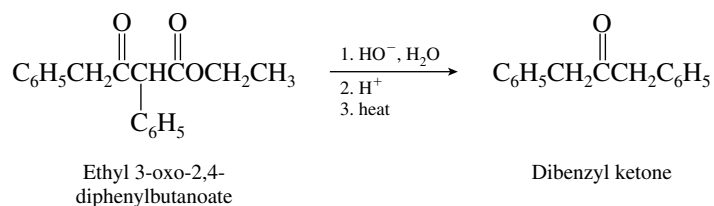
(c) Ethyl 2,2-dimethylpropanoate has no protons on its α carbon; it cannot form the ester enolate required in the first step of the Claisen condensation.



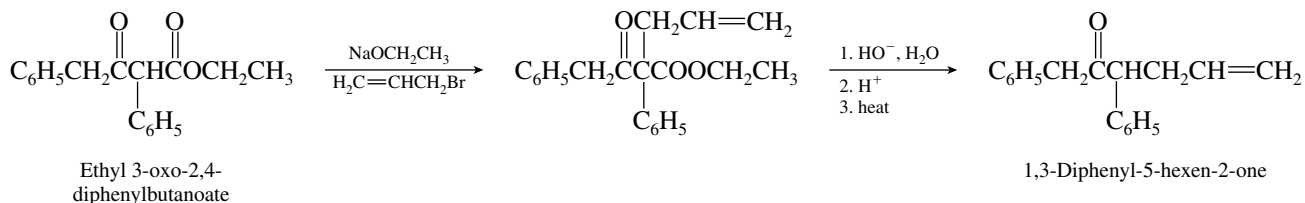
21.16 (a) The Claisen condensation of ethyl phenylacetate is given by the equation



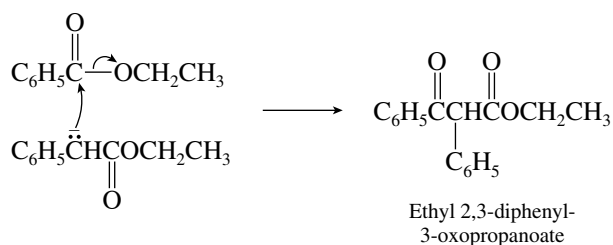
(b) Saponification and decarboxylation of this β -keto ester gives dibenzyl ketone.



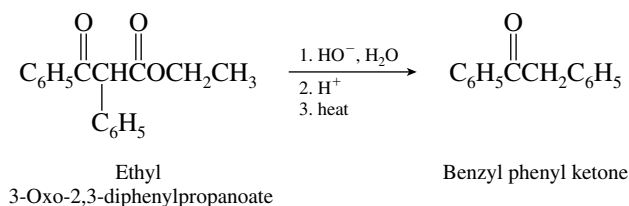
(c) This process illustrates the alkylation of a β -keto ester with subsequent saponification and decarboxylation.



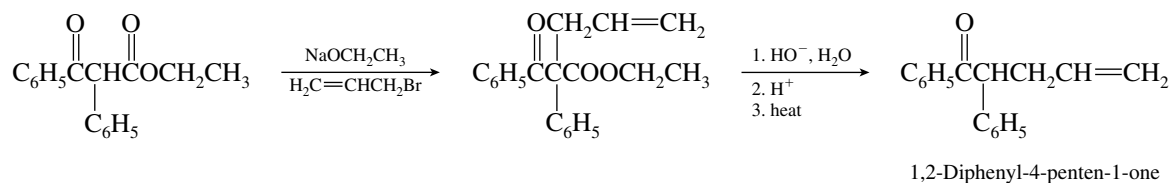
(d) The enolate ion of ethyl phenylacetate attacks the carbonyl carbon of ethyl benzoate.



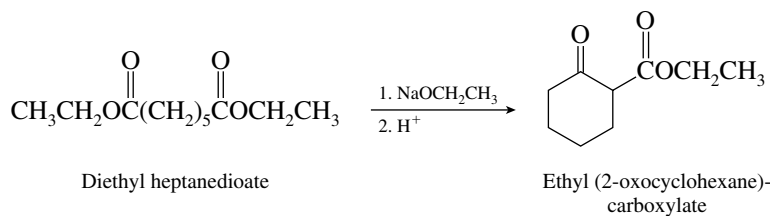
(e) Saponification and decarboxylation yield benzyl phenyl ketone.



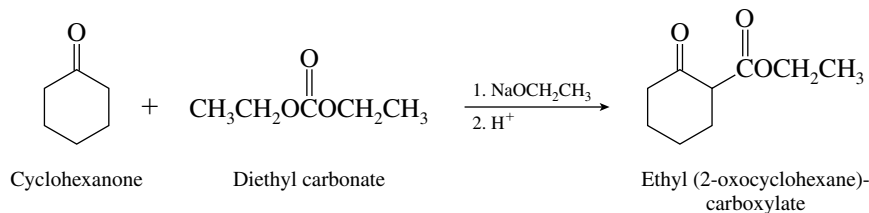
(f) This sequence is analogous to that of part (c).



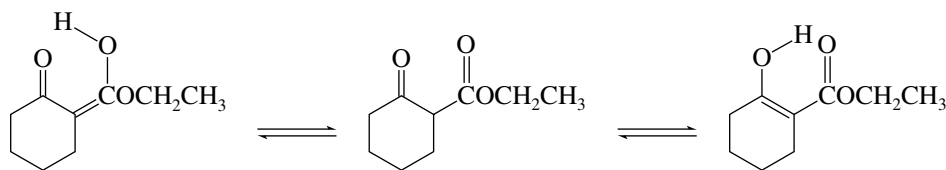
21.17 (a) The Dieckmann reaction is the intramolecular version of the Claisen condensation. It employs a diester as starting material.



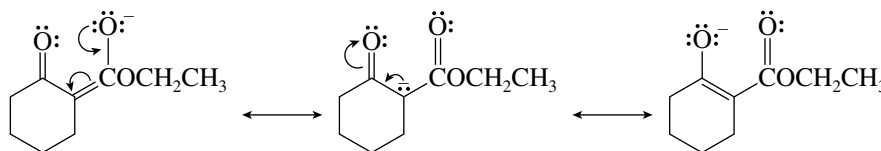
- (b) Acylation of cyclohexanone with diethyl carbonate yields the same β -keto ester formed in part (a).



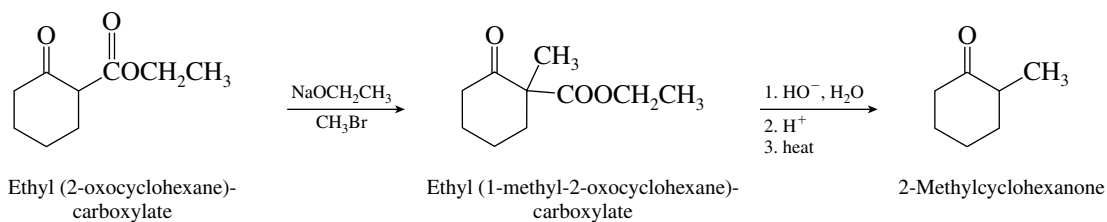
- (c) The two most stable enol forms are those that involve the proton on the carbon flanked by the two carbonyl groups.



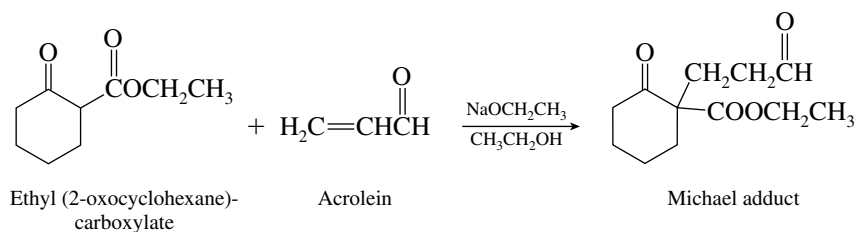
- (d) Deprotonation of the β -keto ester involves the acidic proton at the carbon flanked by the two carbonyl groups



- (e) The methyl group is introduced by alkylation of the β -keto ester. Saponification and decarboxylation complete the synthesis.

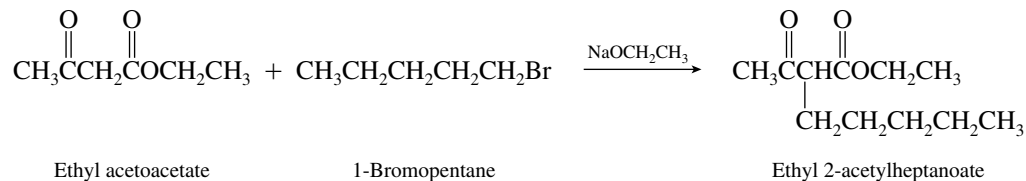


- (f) The enolate ion of the β -keto ester [see part (d)] undergoes Michael addition to the carbon-carbon double bond of acrolein.

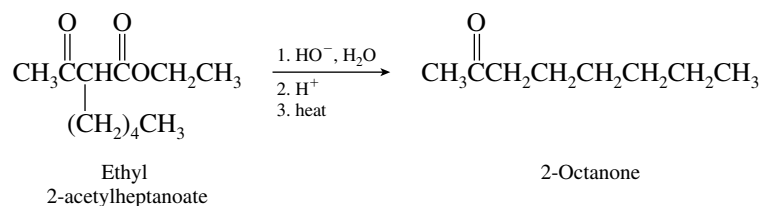


This reaction has been reported in the chemical literature and proceeds in 65–75% yield.

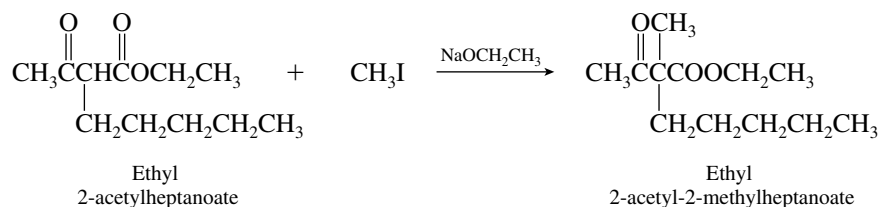
- 21.18 (a) Ethyl acetoacetate is converted to its enolate ion with sodium ethoxide; this anion then acts as a nucleophile toward 1-bromopentane.



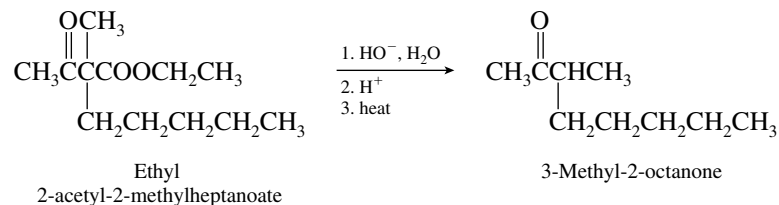
- (b) Saponification and decarboxylation of the product in part (a) yields 2-octanone.



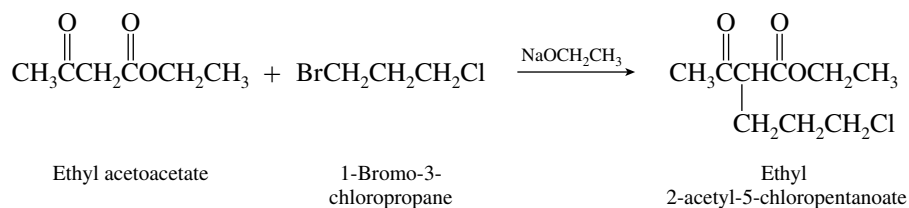
- (c) The product derived from the reaction in part (a) can be alkylated again:



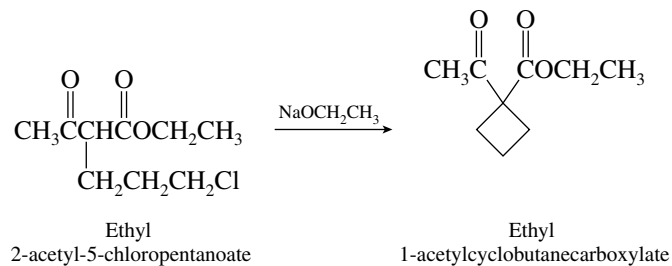
- (d) The dialkylated derivative of acetoacetic ester formed in part (c) can be converted to a ketone by saponification and decarboxylation.



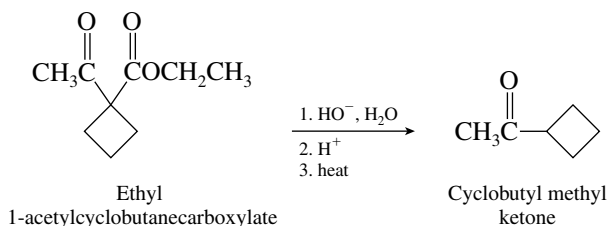
- (e) The anion of ethyl acetoacetate acts as a nucleophile toward 1-bromo-3-chloropropane. Bromide is a better leaving group than chloride and is displaced preferentially.



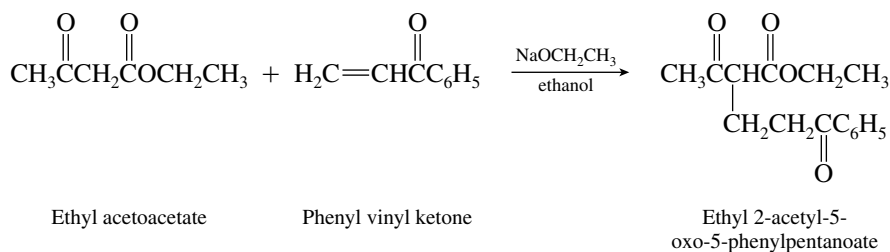
- (f) Treatment of the product of part (e) with sodium ethoxide gives an enolate ion that cyclizes by intramolecular nucleophilic substitution of chloride.



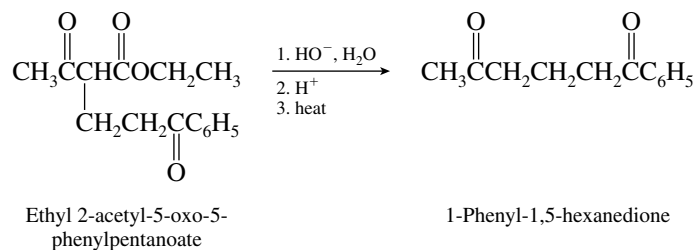
- (g) Cyclobutyl methyl ketone is formed by saponification and decarboxylation of the product in part (f).



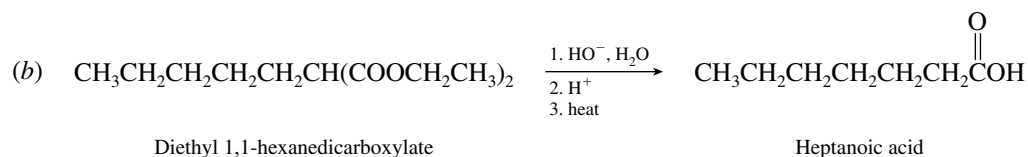
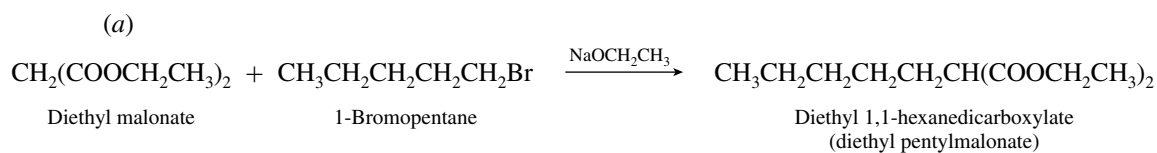
- (h) Ethyl acetoacetate undergoes Michael addition to phenyl vinyl ketone in the presence of base.



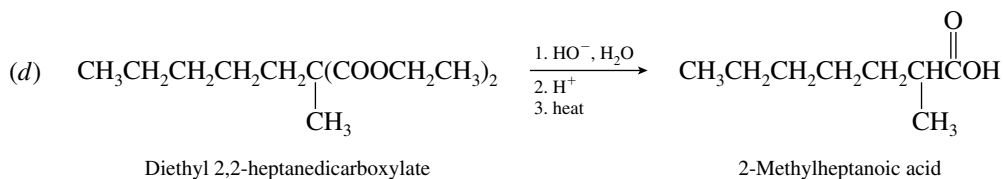
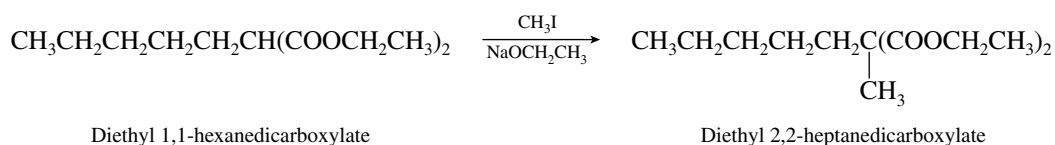
- (i) A diketone results from saponification and decarboxylation of the Michael adduct.



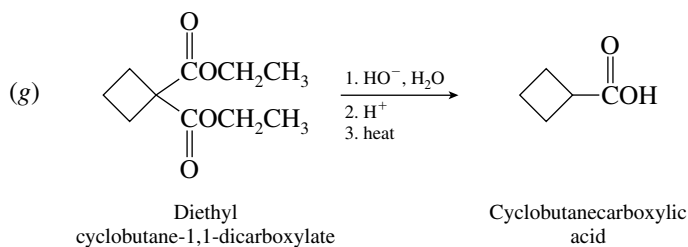
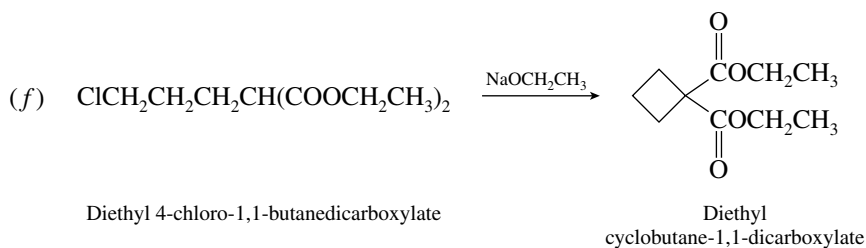
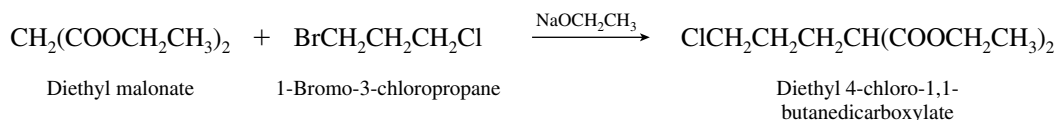
21.19 Diethyl malonate reacts with the reagents given in the preceding problem in a manner analogous to that of ethyl acetoacetate.



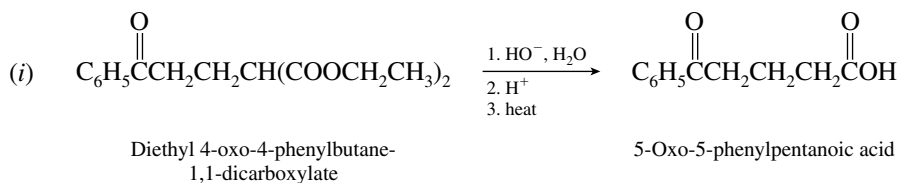
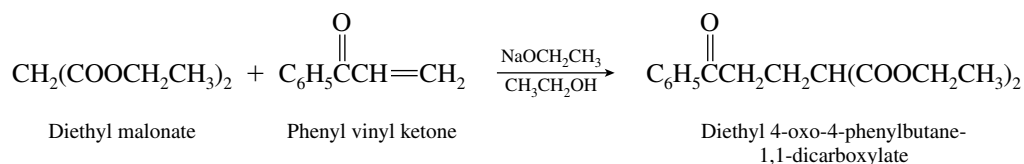
(c)



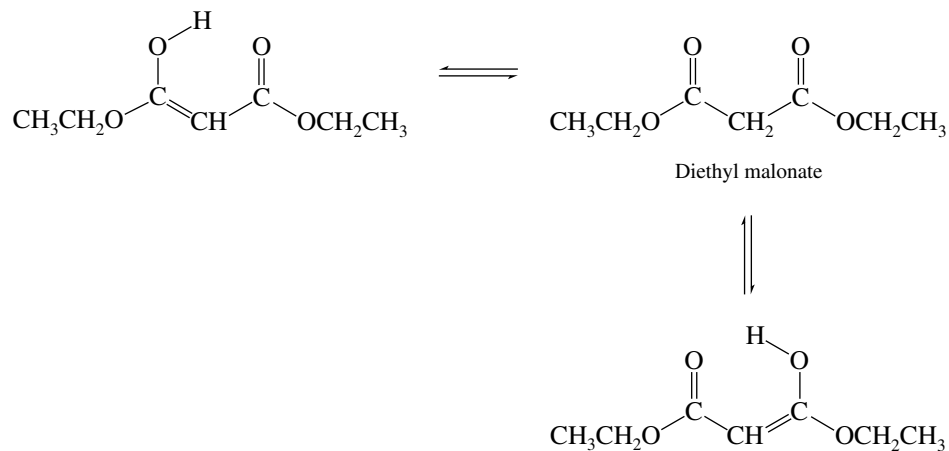
(e)



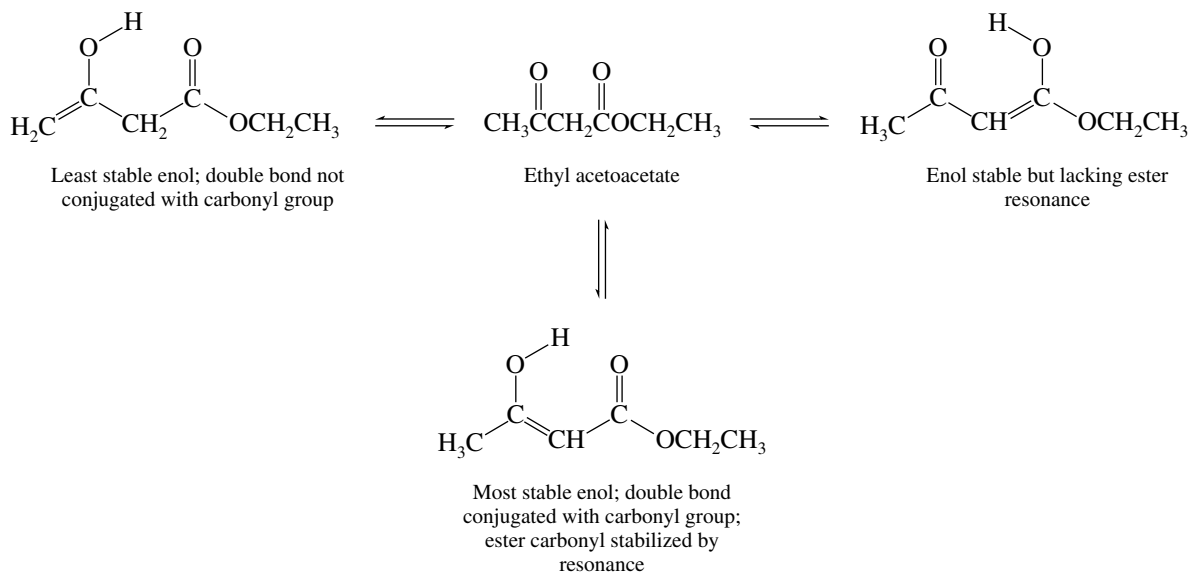
(h)



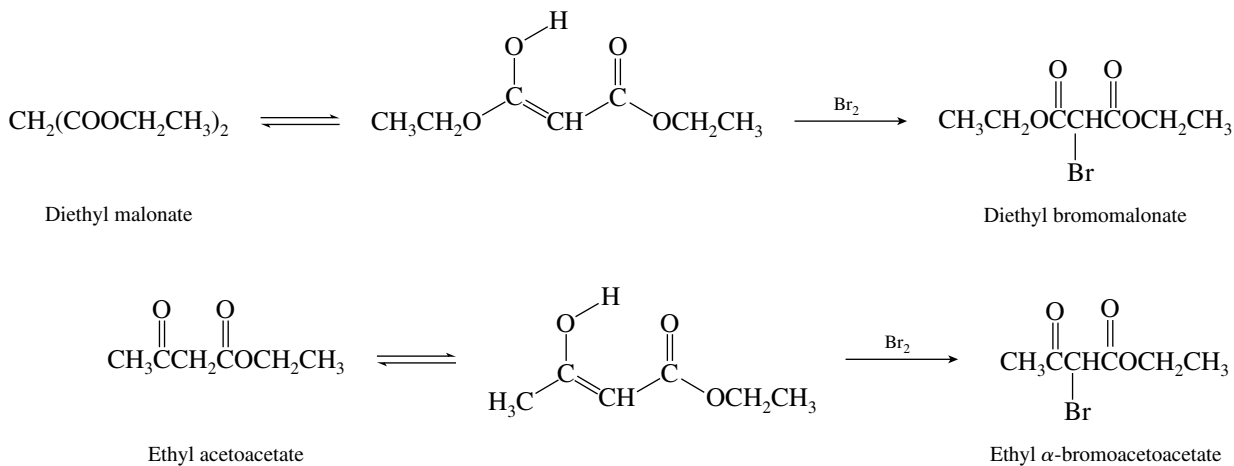
- 21.20 (a) Both carbonyl groups of diethyl malonate are equivalent, and so enolization can occur in either direction.



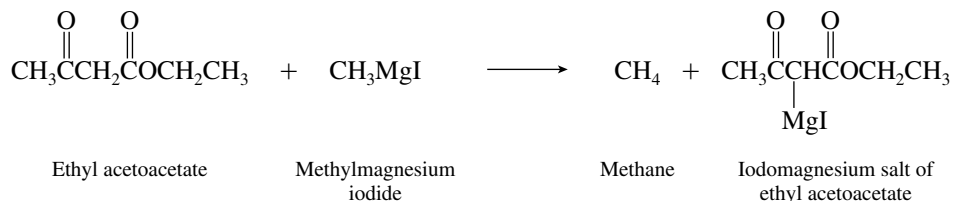
- (b) Ethyl acetoacetate can give three constitutionally isomeric enols:



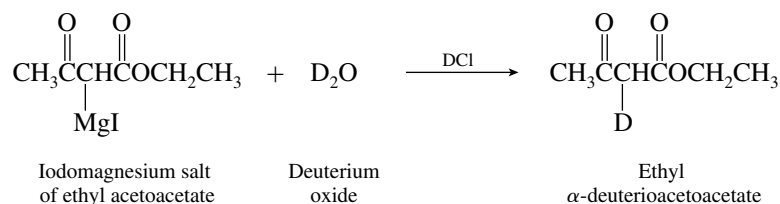
- (c) Bromine reacts with diethyl malonate and ethyl acetoacetate by way of the corresponding enols:



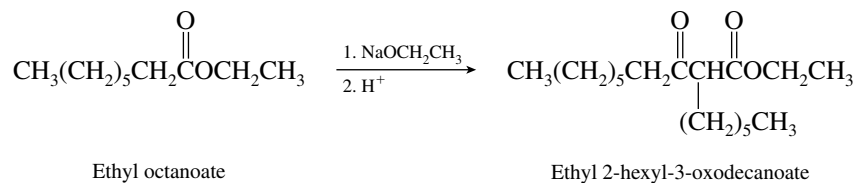
- 21.21 (a) Recall that Grignard reagents are destroyed by reaction with proton donors. Ethyl acetoacetate is a stronger acid than water; it transfers a proton to a Grignard reagent.



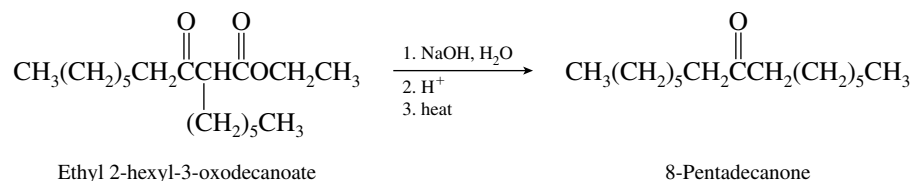
- (b) Adding D₂O and DCl to the reaction mixture leads to D⁺ transfer to the α-carbon atom of ethyl acetoacetate.



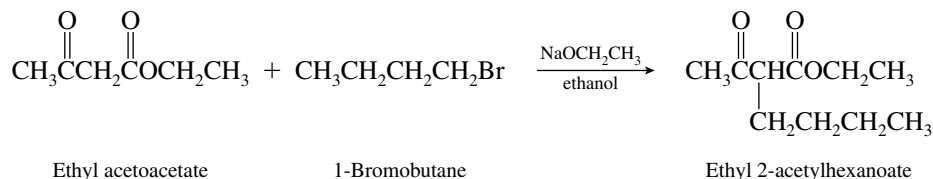
- 21.22 (a) Ethyl octanoate undergoes a Claisen condensation to form a β-keto ester on being treated with sodium ethoxide.



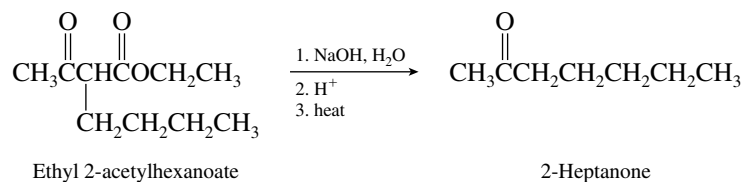
- (b) Saponification and decarboxylation of the β-keto ester yields a ketone.



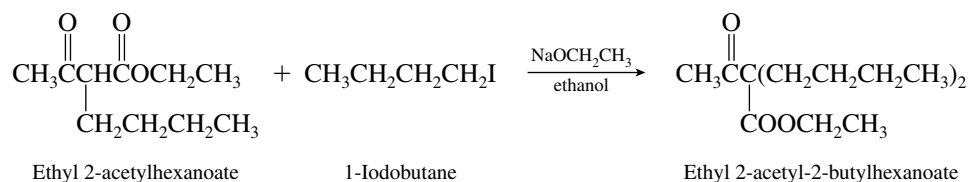
- (c) On treatment with base, ethyl acetoacetate is converted to its enolate, which reacts as a nucleophile toward 1-bromobutane.



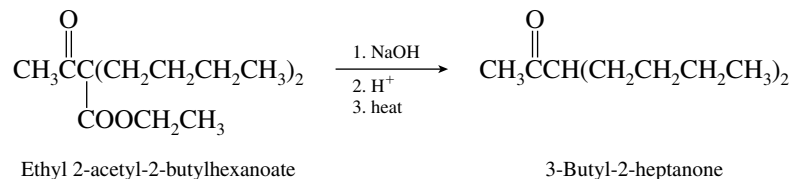
- (d) Alkylation of ethyl acetoacetate, followed by saponification and decarboxylation, gives a ketone. The two steps constitute the acetoacetic ester synthesis.



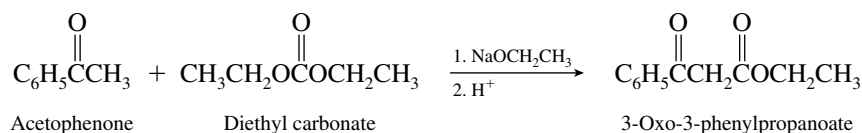
- (e) An alkylated derivative of ethyl acetoacetate is capable of being alkylated a second time.



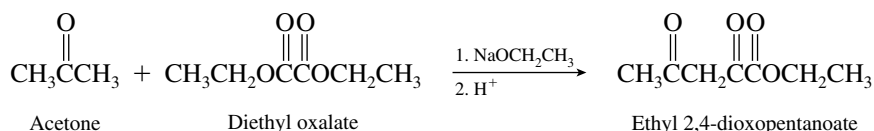
- (f) The dialkylated derivative of acetoacetic ester formed in part (e) is converted to a ketone by saponification and decarboxylation.



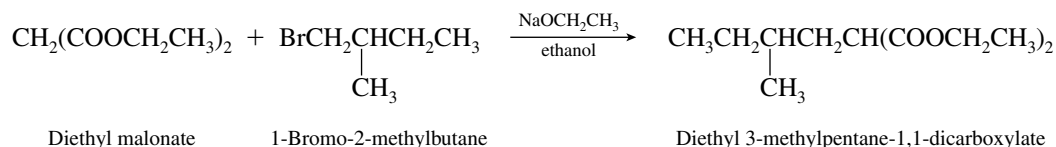
- (g) The enolate of acetophenone attacks the carbonyl group of diethyl carbonate.



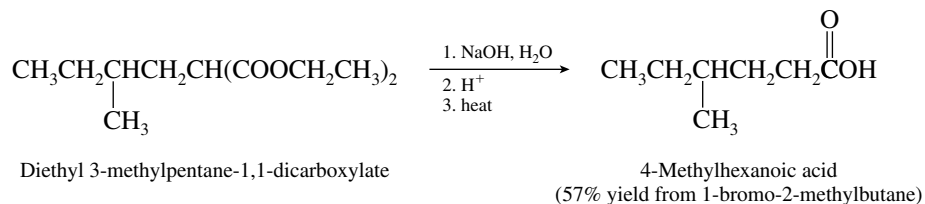
- (h) Diethyl oxalate acts as an acylating agent toward the enolate of acetone.



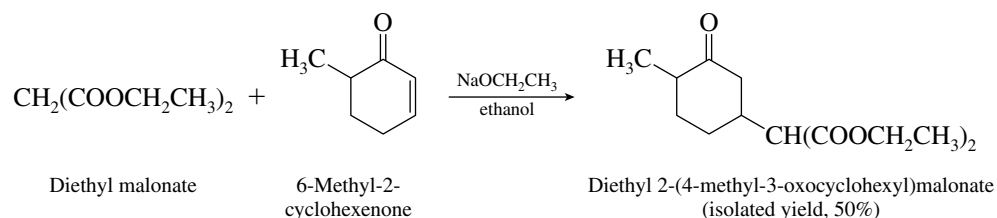
- (i) The first stage of the malonic ester synthesis is the alkylation of diethyl malonate with an alkyl halide.



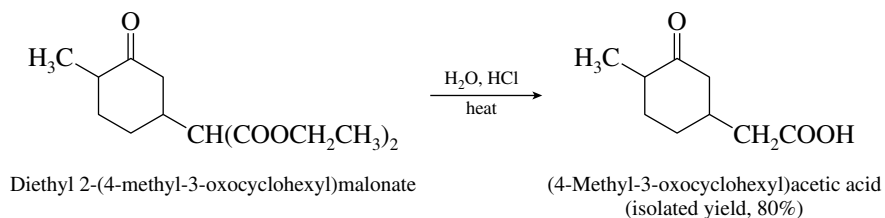
- (j) Alkylation of diethyl malonate is followed by saponification and decarboxylation to give a carboxylic acid.



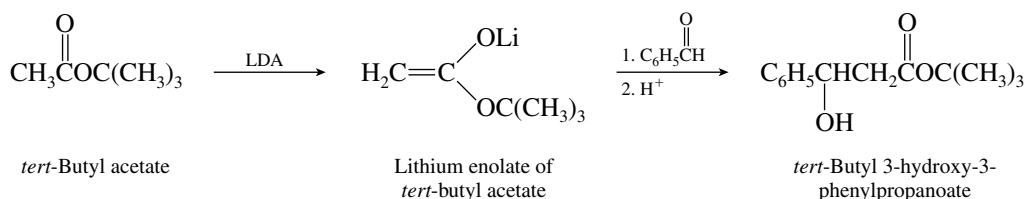
- (k) The anion of diethyl malonate undergoes Michael addition to 6-methyl-2-cyclohexenone.



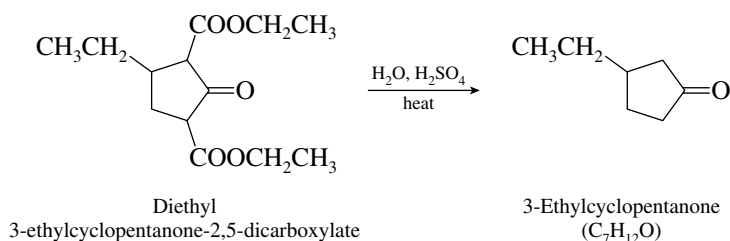
- (l) Acid hydrolysis converts the diester in part (k) to a malonic acid derivative, which then undergoes decarboxylation.



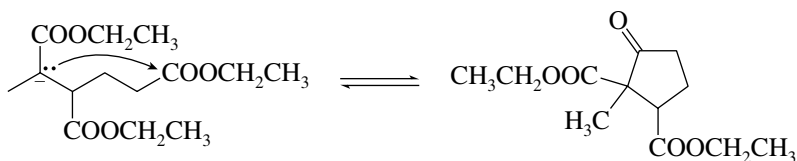
- (m) Lithium diisopropylamide (LDA) is used to convert esters quantitatively to their enolate ions. In this reaction the enolate of *tert*-butyl acetate adds to benzaldehyde.



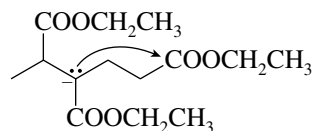
- 21.23 (a) Both ester functions in this molecule are β to a ketone carbonyl. Hydrolysis is followed by decarboxylation.



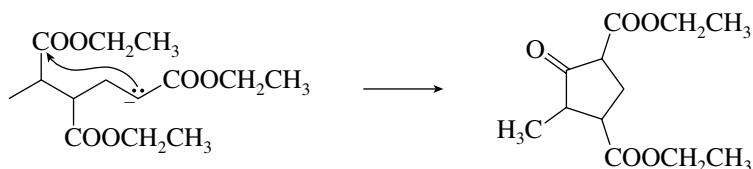
- (b) Examine each carbon that is α to an ester function to see if it can lead to a five-, six-, or seven-membered cyclic β -keto ester by a Dieckmann cyclization.



Cyclization to a five-membered ring possible, but β -keto ester cannot be deprotonated to give a stable anion.

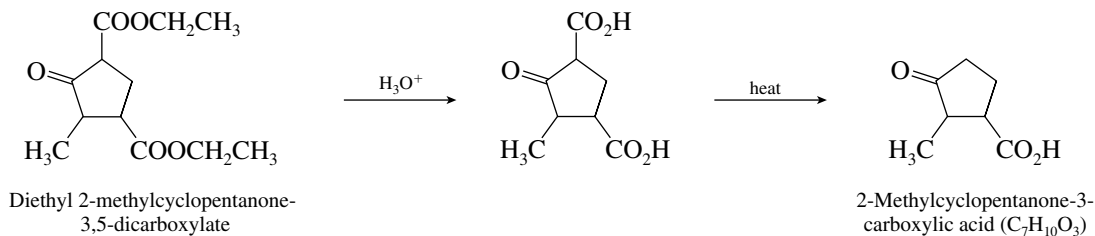


Cyclization not likely; resulting ring is four-membered and highly strained.

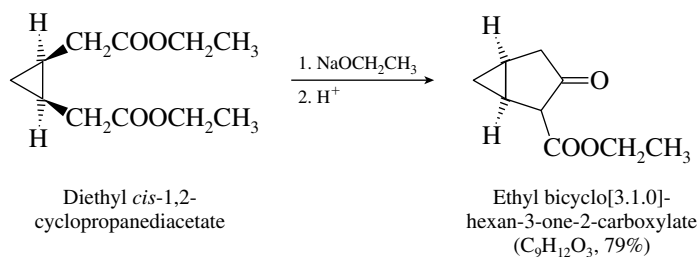


Cyclization gives a five-membered ring; β -keto ester deprotonated under reaction conditions; this is the observed product (C₁₂H₁₈O₅).

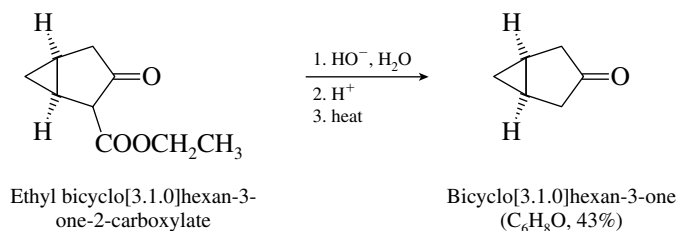
- (c) Both ester function undergo hydrolysis in acid, but decarboxylation occurs only at the carboxyl group that is β to the ketone carbonyl.



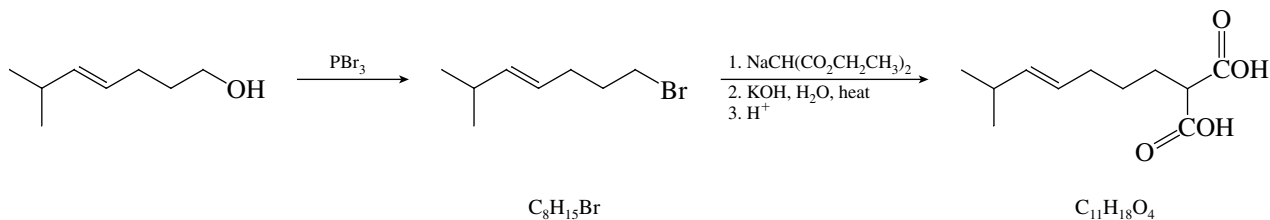
- (d) A Dieckmann cyclization occurs, giving a five-membered ring fused to the original three-membered ring.



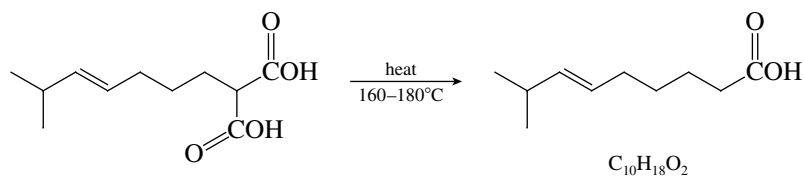
- (e) Saponification and decarboxylation convert the β -keto ester to a ketone.



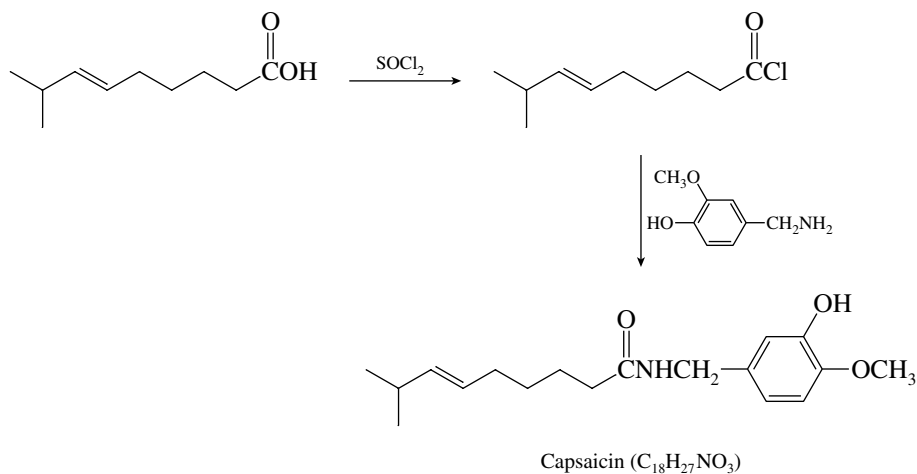
21.24 The heart of the preparation of capsaicin is a malonic ester synthesis. The first step is bromination of the primary alcohol by phosphorous tribromide. The resulting primary alkyl bromide is used to alkylate the sodium salt of diethyl malonate. A substituted malonic acid derivative is obtained following basic hydrolysis of the ester groups.



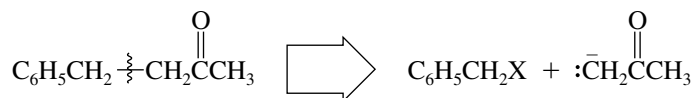
Malonic acid derivatives undergo decarboxylation on heating.



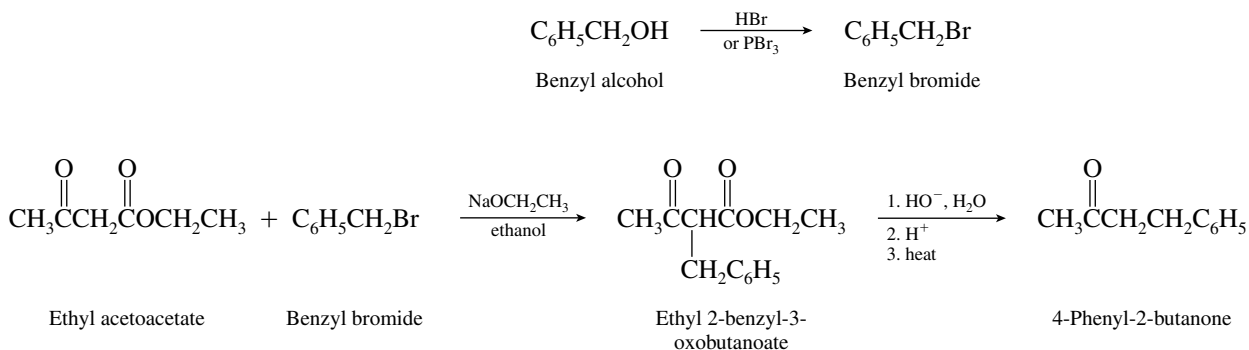
Formation of the amide completes the synthesis of capsaicin.



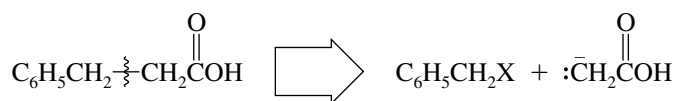
- 21.25 (a) First write out the structure of 4-phenyl-2-butanone and identify the synthon that is derived from ethyl acetoacetate.



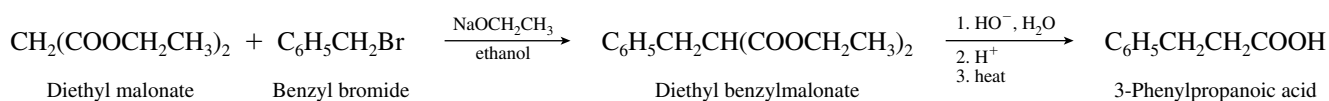
Therefore carry out the acetoacetic ester synthesis using a benzyl halide as the alkylating agent.



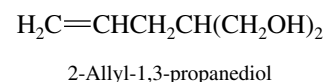
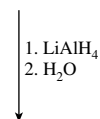
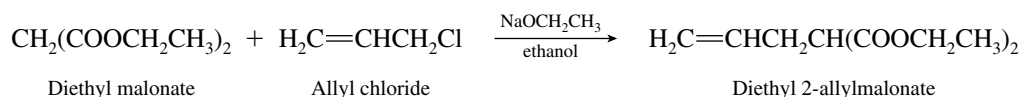
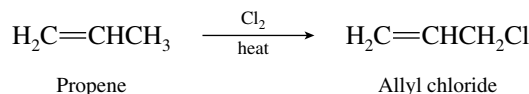
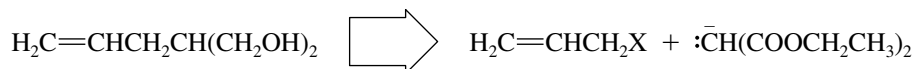
- (b) Identify the synthon in 3-phenylpropanoic acid that is derived from malonic ester by disconnecting the molecule at its α -carbon atom.



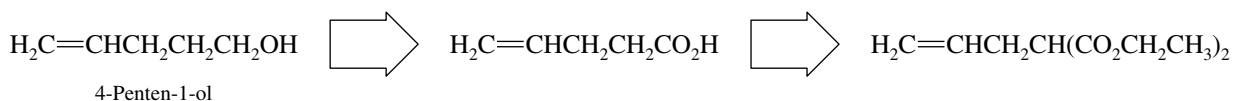
Here, as in part (a), a benzyl halide is the required alkylating agent.



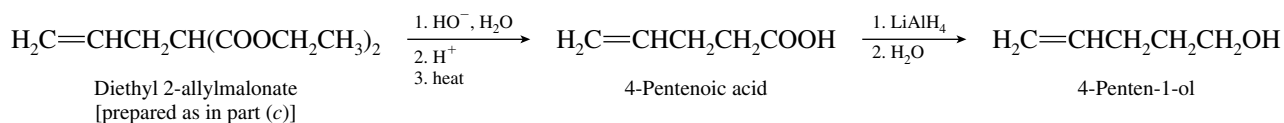
- (c) In this synthesis the desired 1,3-diol function can be derived by reduction of a malonic ester derivative. First propene must be converted to an allyl halide for use as an alkylating agent.



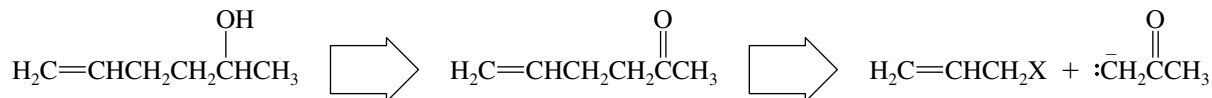
- (d) The desired primary alcohol may be prepared by reduction of the corresponding carboxylic acid, which in turn is available from the malonic ester synthesis using allyl chloride, including saponification and decarboxylation of the diester [prepared in part (c)].



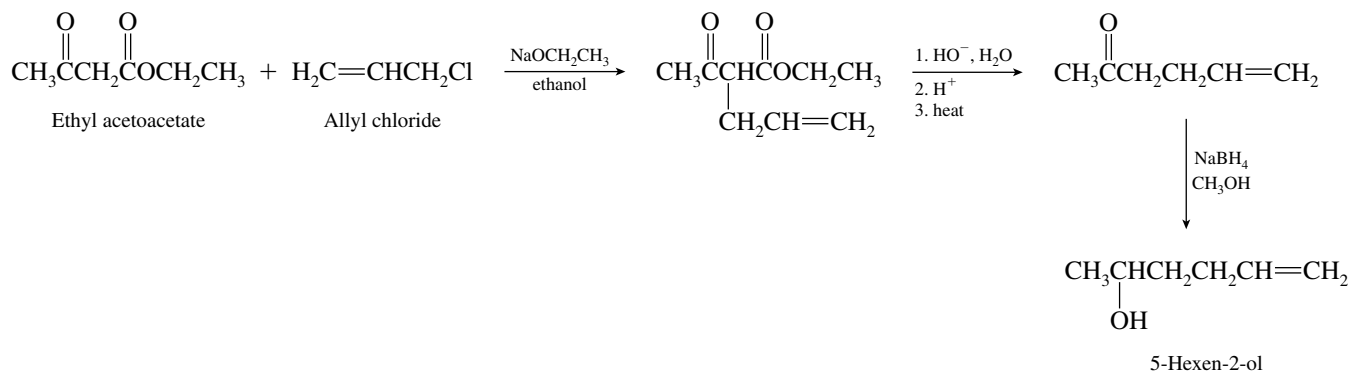
The correct sequence of reactions is



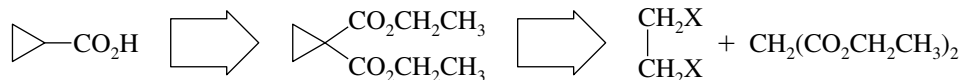
- (e) The desired product is an alcohol. It can be prepared by reduction of a ketone, which in turn can be prepared by the acetoacetic ester synthesis.



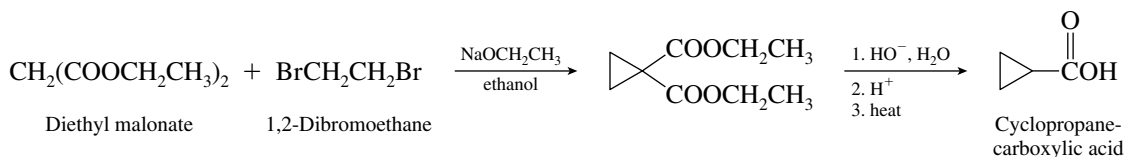
Therefore



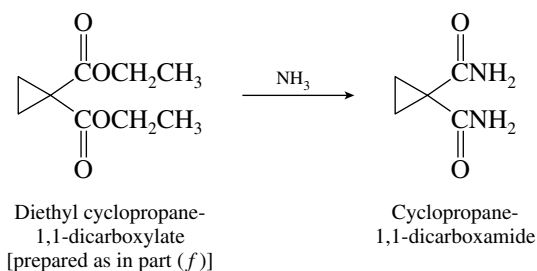
- (f) Cyclopropanecarboxylic acid may be prepared by a malonic ester synthesis, as retrosynthetic analysis shows.



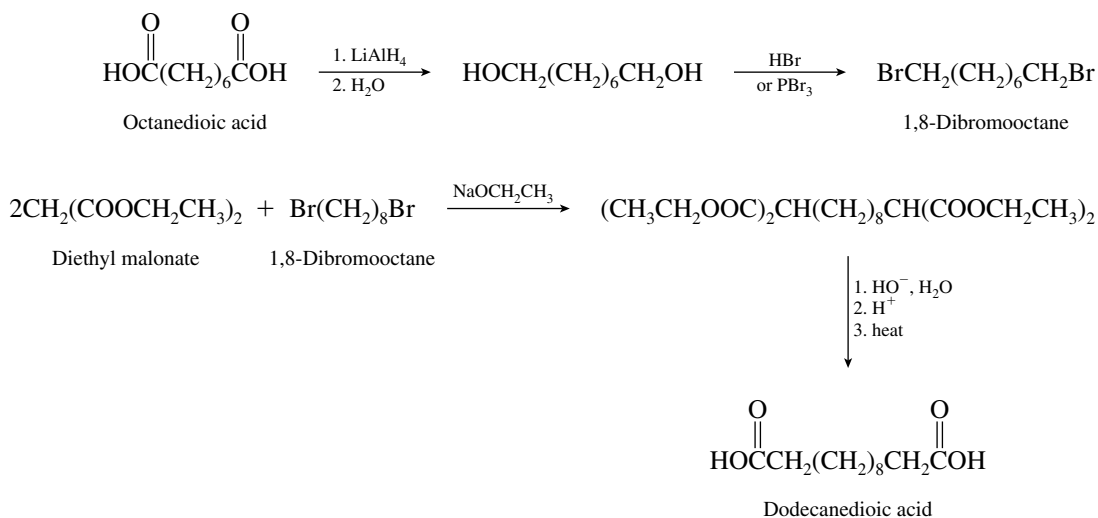
The desired reaction sequence is



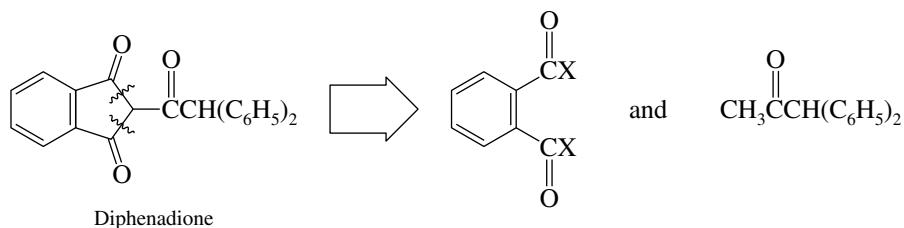
- (g) Treatment of the diester formed in part (f) with ammonia gives a diamide.



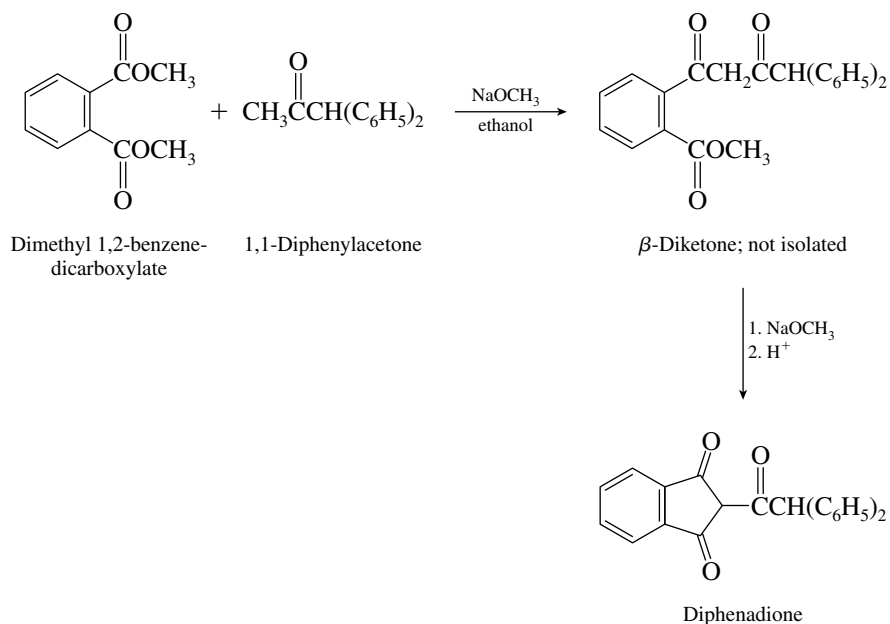
- (h) We need to extend the carbon chain of the starting material by *four* carbons. One way to accomplish this is by way of a malonic ester synthesis at each end of the chain.



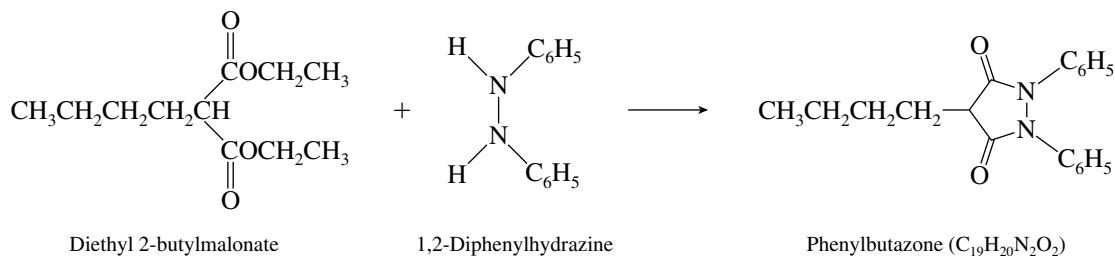
- 21.26 The problem states that diphenadione is prepared from 1,1-diphenylacetone and dimethyl 1,2-benzenedicarboxylate. Therefore, disconnect the molecule in a way that reveals the two reactants.



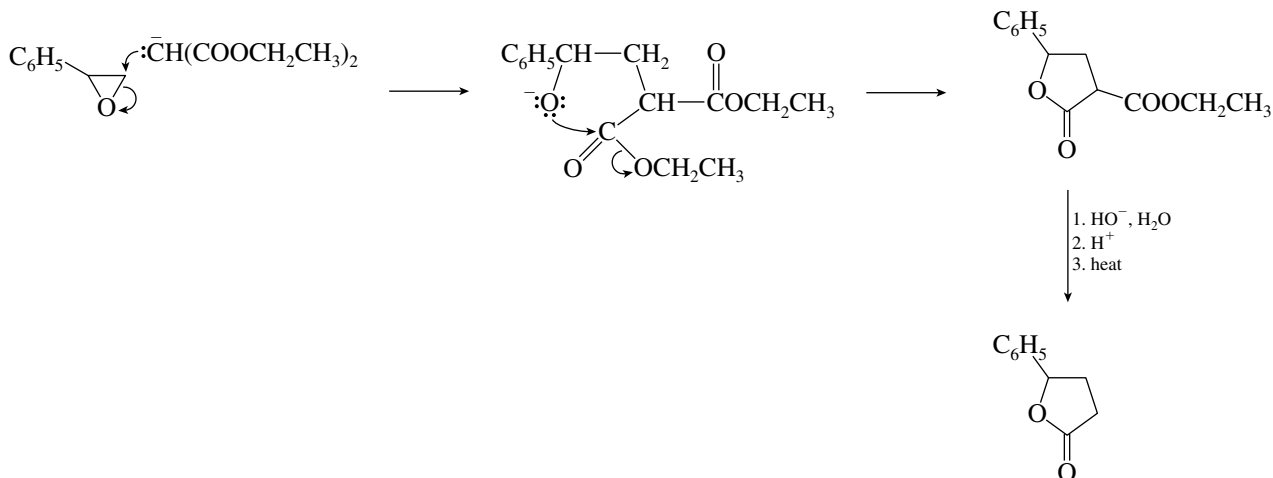
Thus all that is required is to treat dimethyl 1,2-benzenedicarboxylate and 1,1-diphenylacetone with base. Two successive acylations of a ketone enolate occur; the first is intermolecular, the second intramolecular.



21.27 Esters react with amines to give amides. Each nitrogen of 1,2-diphenylhydrazine reacts with a separate ester function of diethyl 2-butylmalonate.

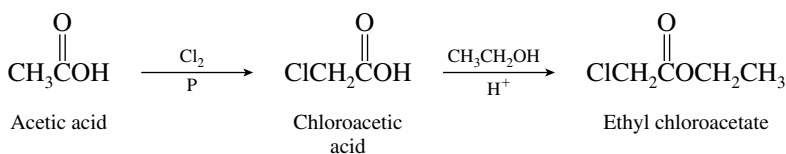


21.28 Styrene oxide will be attacked by the anion of diethyl malonate at its less hindered ring position.

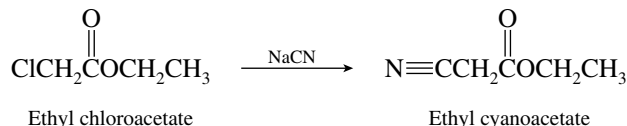


The product is 4-phenylbutanolid. It has been prepared in 72% yield by this procedure.

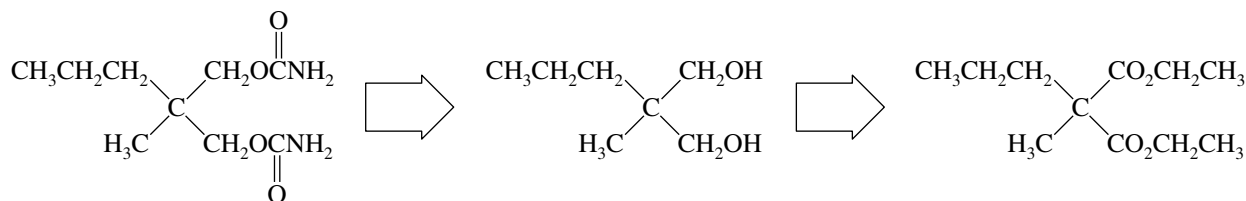
21.29 The first task is to convert acetic acid to ethyl chloroacetate.



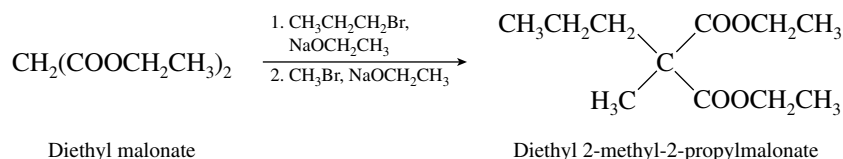
Chlorination must precede esterification, because the Hell–Volhard–Zelinsky reaction requires a carboxylic acid, not an ester, as the starting material. The remaining step is a nucleophilic substitution reaction.



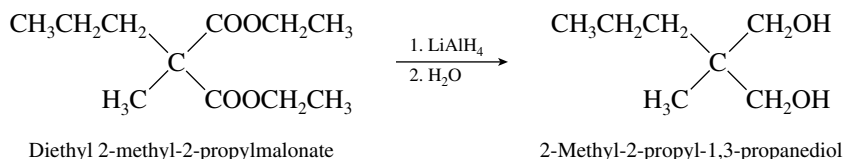
21.30 From the hint given in the problem, it can be seen that synthesis of 2-methyl-2-propyl-1,3-propanediol is required. This diol is obtained by a sequence involving dialkylation of diethyl malonate.



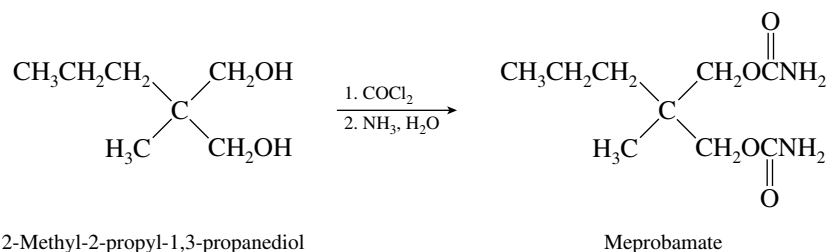
Begin the synthesis by dialkylation of diethyl malonate.



Convert the ester functions to primary alcohols by reduction.

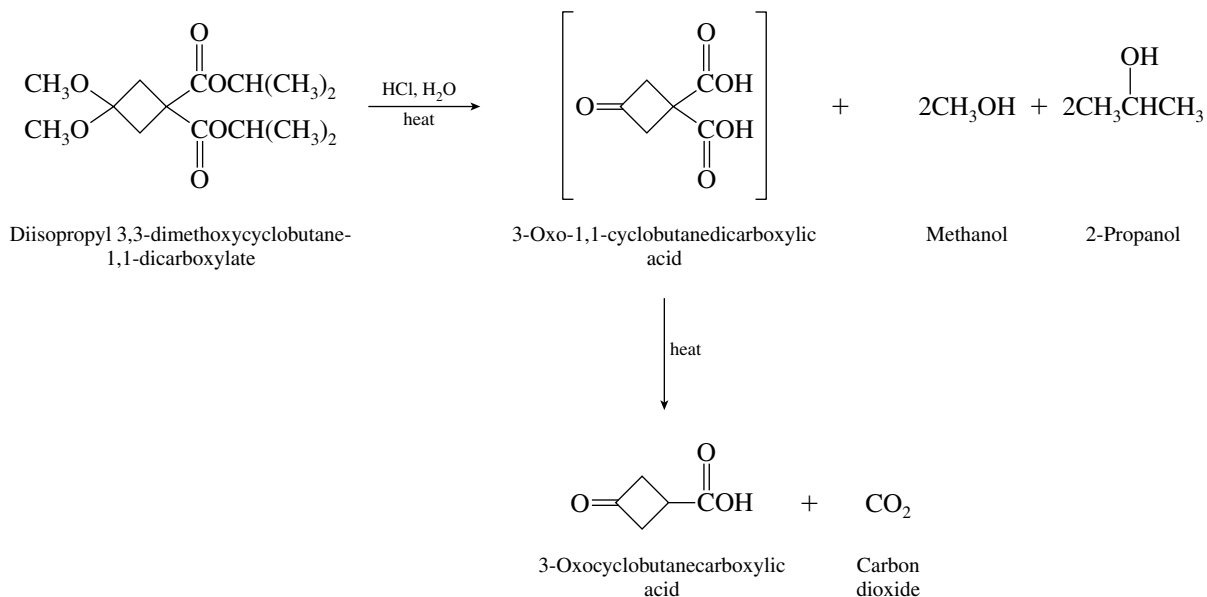


Conversion of the primary alcohol groups to carbamate esters completes the synthesis.



21.31 The compound given in the problem contains three functionalities that can undergo acid-catalyzed hydrolysis: an acetal and two equivalent ester groups. Hydrolysis yields 3-oxo-1,1-cyclobutanedicarboxylic acid and 2 moles each of methanol and 2-propanol. The hydrolysis product is a malonic

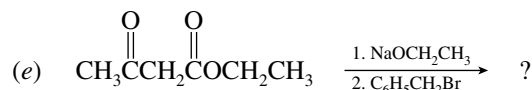
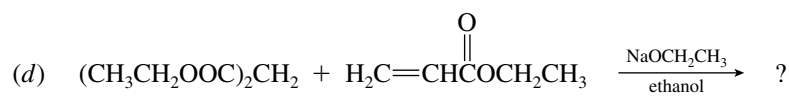
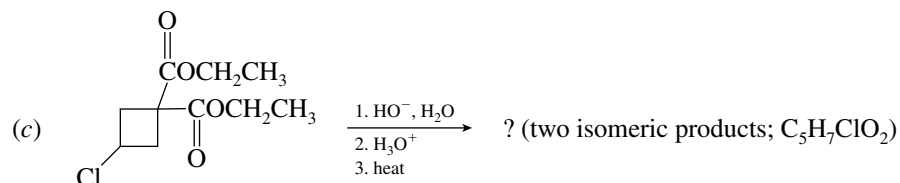
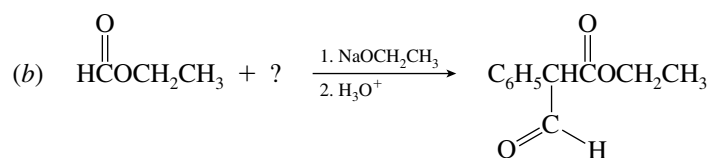
acid derivative that decarboxylates on heating. The final product of the reaction is 3-oxocyclobutanecarboxylic acid ($C_5H_6O_3$).

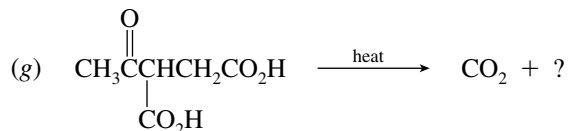
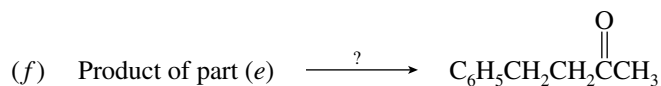


SELF-TEST

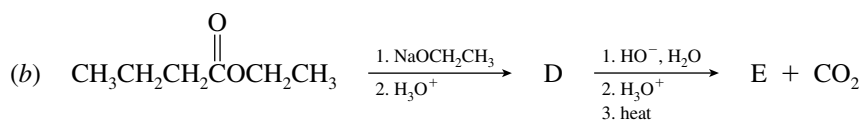
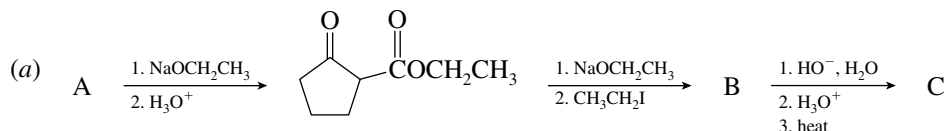
PART A

A-1. Give the structure of the reactant, reagent, or product omitted from each of the following:





A-2. Provide the correct structures of compounds A through E in the following reaction sequences:



A-3. Give a series of steps that will enable preparation of each of the following compounds from the starting material(s) given and any other necessary reagents:



A-4. Write a stepwise mechanism for the reaction of ethyl propanoate with sodium ethoxide in ethanol.

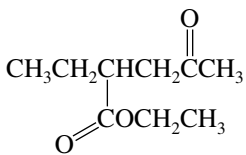
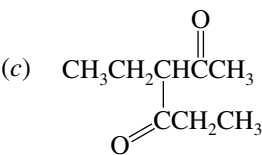
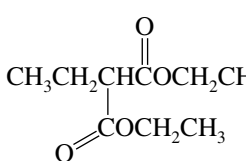
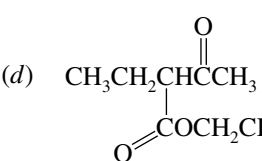
A-5. Ethyl 2-methylpropanoate does not undergo a Claisen condensation, whereas ethyl 3-methylbutanoate does. Provide a mechanistic explanation for this observation.

PART B

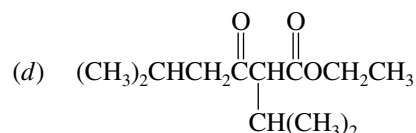
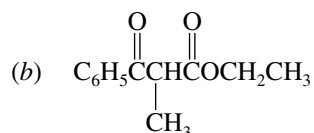
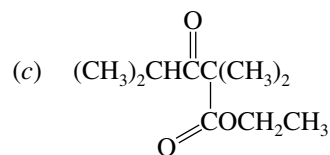
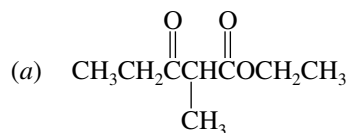
B-1. Which of the following compounds is the strongest acid?

- (a) $\text{HCO}_2\text{CH}_2\text{CH}_3$
 (b) $\text{CH}_3\text{CH}_2\text{O}_2\text{CCH}_2\text{CO}_2\text{CH}_2\text{CH}_3$
 (c) $\text{CH}_3\text{CH}_2\text{O}_2\text{CCH}_2\text{CH}_2\text{CO}_2\text{CH}_2\text{CH}_3$
 (d) $\text{CH}_3\text{CO}_2\text{CH}_2\text{CH}_3$

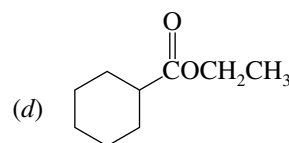
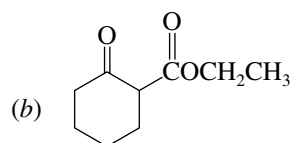
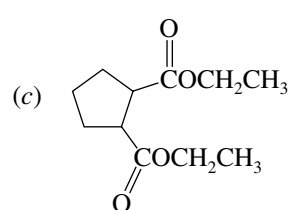
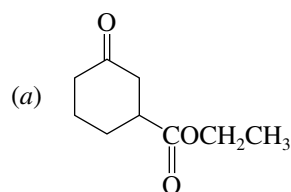
B-2. Which of the following will yield a ketone and carbon dioxide following saponification, acidification, and heating?

- (a)  (c) 
- (b)  (d) 

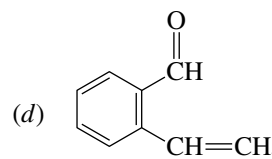
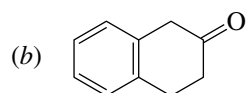
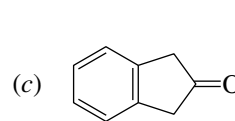
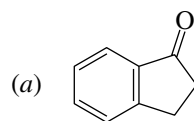
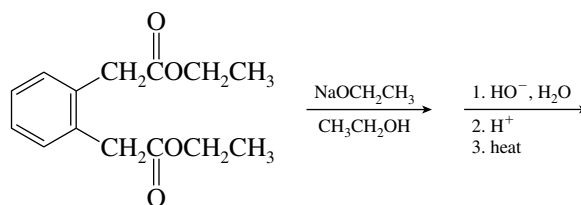
B-3. Which of the following keto esters is *not* likely to have been prepared by a Claisen condensation?



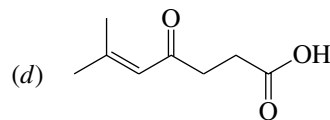
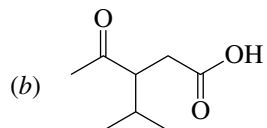
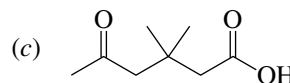
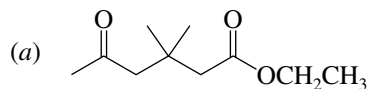
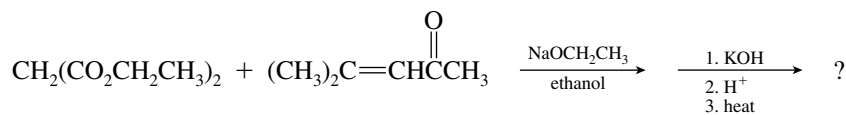
B-4. Dieckmann cyclization of $\text{CH}_3\text{CH}_2\text{OC}(=\text{O})(\text{CH}_2)_5\text{C}(=\text{O})\text{COCH}_2\text{CH}_3$ will yield



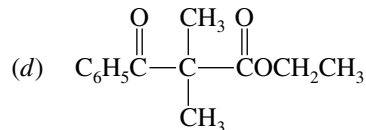
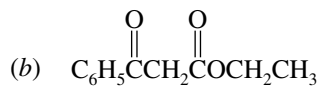
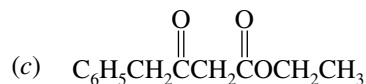
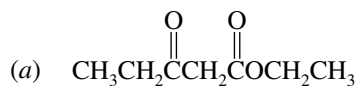
B-5. What is the final product of this sequence?



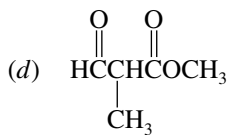
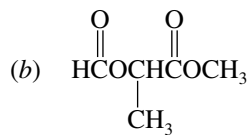
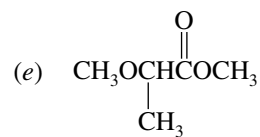
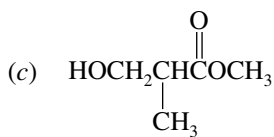
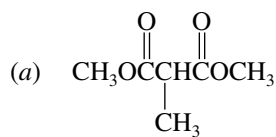
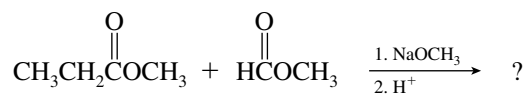
B-6. What is the final product of the following sequence of reactions?



B-7. Which of the following would be a suitable candidate for preparation by a mixed Claisen condensation?



B-8. What is the major product of the following reaction?



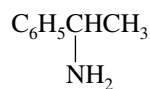


CHAPTER 22

AMINES

SOLUTIONS TO TEXT PROBLEMS

22.1 (b) The amino and phenyl groups are both attached to C-1 of an ethyl group.



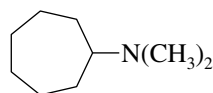
1-Phenylethylamine, or
1-phenylethylamine

(c)



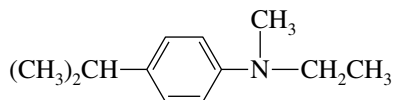
Allylamine, or
2-propen-1-amine

22.2 *N,N*-Dimethylcycloheptylamine may also be named as a dimethyl derivative of cycloheptanamine.



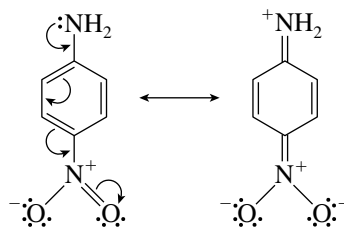
N,N-Dimethylcycloheptanamine

22.3 Three substituents are attached to the nitrogen atom; the amine is tertiary. In alphabetical order, the substituents present on the aniline nucleus are ethyl, isopropyl, and methyl. Their positions are specified as *N*-ethyl, 4-isopropyl, and *N*-methyl.



N-Ethyl-4-isopropyl-*N*-methylaniline

- 22.4 The electron-donating amino group and the electron-withdrawing nitro group are directly conjugated in *p*-nitroaniline. The planar geometry of *p*-nitroaniline suggests that the delocalized resonance form shown is a major contributor to the structure of the compound.



- 22.5 The pK_b of an amine is related to the equilibrium constant K_b by

$$pK_b = -\log K_b$$

The pK_b of quinine is therefore

$$pK_b = -\log (1 \times 10^{-6}) = 6$$

the values of K_b and pK_b for an amine and K_a and pK_a of its conjugate acid are given by

$$K_a \times K_b = 1 \times 10^{-14}$$

and

$$pK_a + pK_b = 14$$

The values of K_a and pK_a for the conjugate acid of quinine are therefore

$$K_a = \frac{10^{-14}}{K_b} = \frac{1 \times 10^{-14}}{1 \times 10^{-6}} = 1 \times 10^{-8}$$

and

$$pK_a = 14 - pK_b = 14 - 6 = 8$$

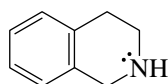
- 22.6 The Henderson–Hasselbalch equation described in Section 19.4 can be applied to bases such as amines, as well as carboxylic acids. The ratio $[\text{CH}_3\text{NH}_3^+]/[\text{CH}_3\text{NH}_2]$ is given by

$$\frac{[\text{CH}_3\text{NH}_3^+]}{[\text{CH}_3\text{NH}_2]} = \frac{[\text{H}^+]}{K_a}$$

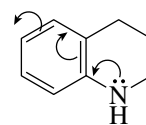
The ionization constant of methylammonium ion is given in the text as 2×10^{-11} . At pH = 7 the hydrogen ion concentration is 1×10^{-7} . Therefore

$$\frac{[\text{CH}_3\text{NH}_3^+]}{[\text{CH}_3\text{NH}_2]} = \frac{1 \times 10^{-7}}{2 \times 10^{-11}} = 5 \times 10^3$$

- 22.7 Nitrogen is attached directly to the aromatic ring in tetrahydroquinoline, making it an arylamine, and the nitrogen lone pair is delocalized into the π system of the aromatic ring. It is less basic than tetrahydroisoquinoline, in which the nitrogen is insulated from the ring by an sp^3 -hybridized carbon.



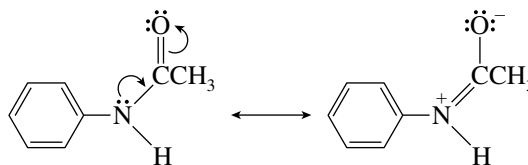
Tetrahydroisoquinoline
(an alkylamine): more basic,
 $K_b 2.5 \times 10^{-5}$ (pK_b 4.6)



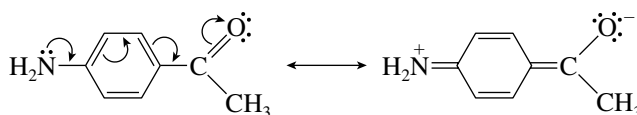
Tetrahydroquinoline
(an arylamine): less basic,
 $K_b 1.0 \times 10^{-9}$ (pK_b 9.0)

See *Learning By Modeling* for the calculated charges on nitrogen.

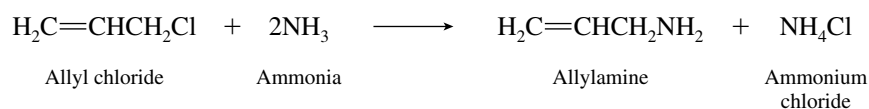
- 22.8 (b) An acetyl group attached directly to nitrogen as in acetanilide delocalizes the nitrogen lone pair into the carbonyl group. Amides are weaker bases than amines.



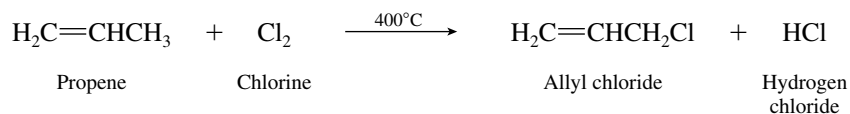
- (c) An acetyl group in a position para to an amine function is conjugated to it and delocalizes the nitrogen lone pair.



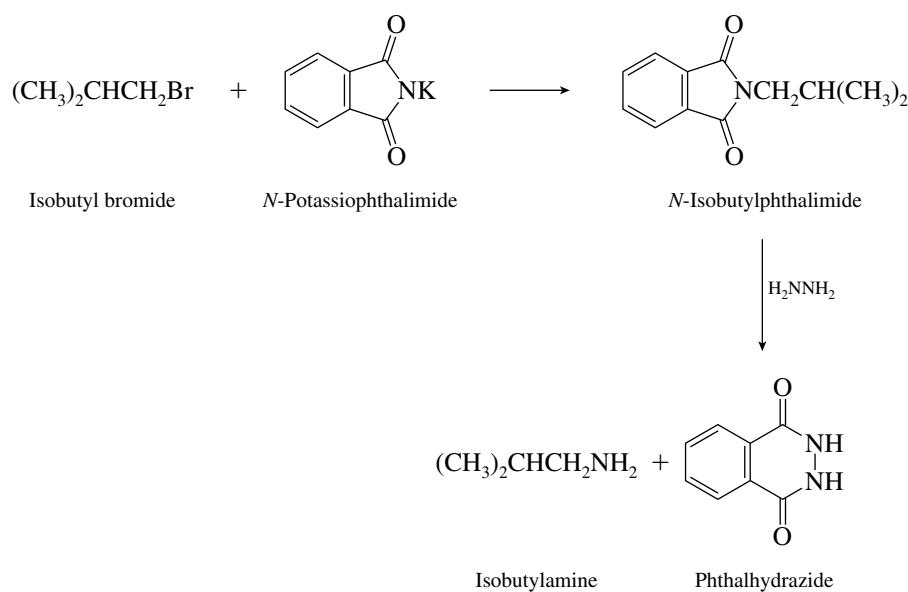
- 22.9 The reaction that leads to allylamine is nucleophilic substitution by ammonia on allyl chloride.



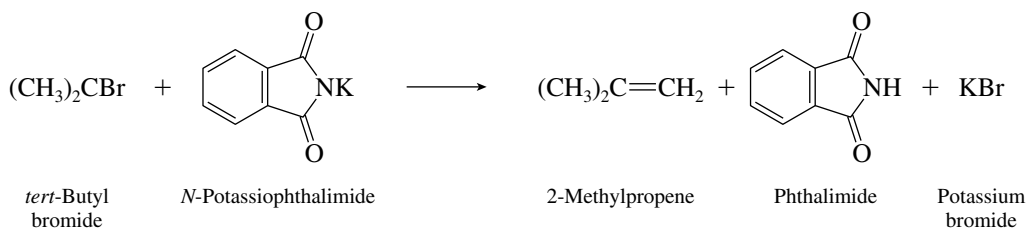
Allyl chloride is prepared by free-radical chlorination of propene (see text page 371).



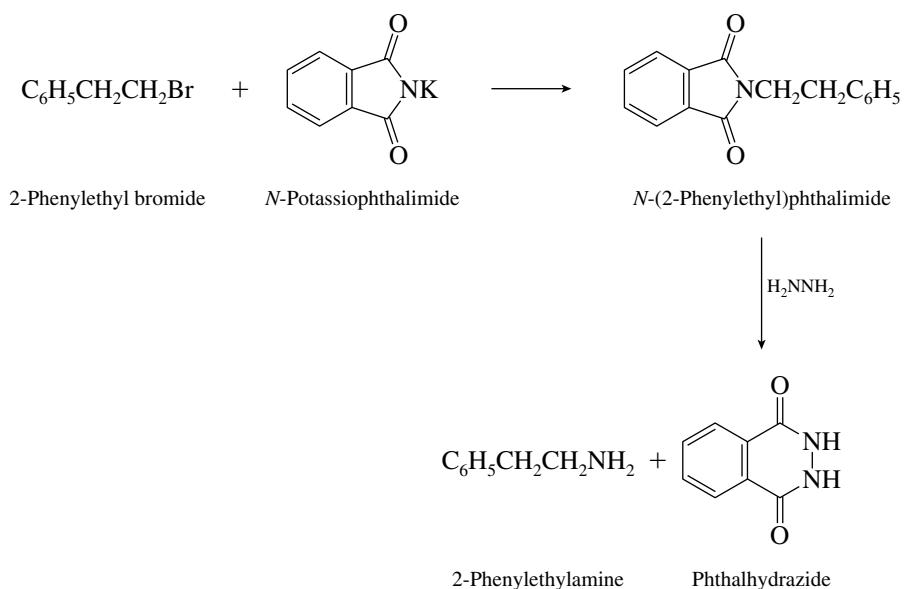
- 22.10 (b) Isobutylamine is $(\text{CH}_3)_2\text{CHCH}_2\text{NH}_2$. It is a primary amine of the type RCH_2NH_2 and can be prepared from a primary alkyl halide by the Gabriel synthesis.



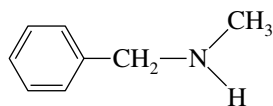
- (c) Although *tert*-butylamine ($(\text{CH}_3)_3\text{CNH}_2$) is a primary amine, it cannot be prepared by the Gabriel method, because it would require an $\text{S}_{\text{N}}2$ reaction on a tertiary alkyl halide in the first step. Elimination occurs instead.



- (d) The preparation of 2-phenylethylamine by the Gabriel synthesis has been described in the chemical literature.

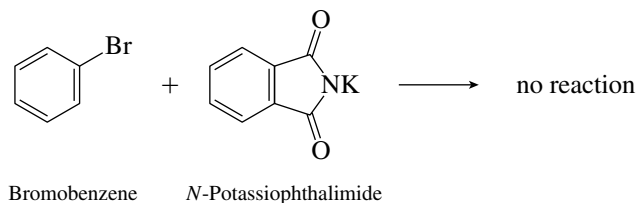


- (e) The Gabriel synthesis leads to primary amines; *N*-methylbenzylamine is a secondary amine and cannot be prepared by this method.

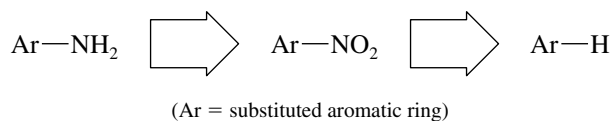


N-Methylbenzylamine
(two carbon substituents on nitrogen; a secondary amine)

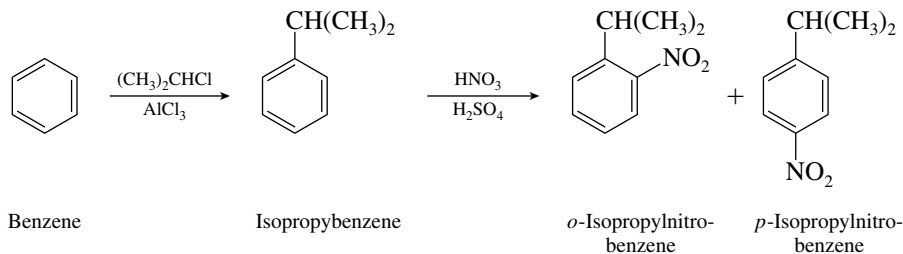
- (f) Aniline cannot be prepared by the Gabriel method. Aryl halides do not undergo nucleophilic substitution under these conditions.



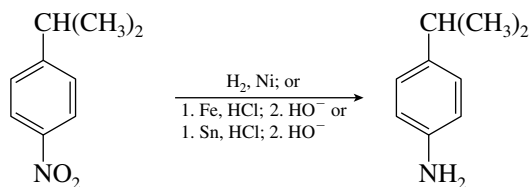
- 22.11 For each part of this problem, keep in mind that aromatic amines are derived by reduction of the corresponding aromatic nitro compound. Each synthesis should be approached from the standpoint of how best to prepare the necessary nitroaromatic compound.



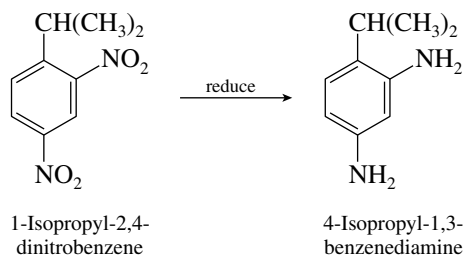
- (b) The para isomer of isopropylaniline may be prepared by a procedure analogous to that used for its ortho isomer in part (a).



After separating the ortho, para mixture by distillation, the nitro group of *p*-isopropylnitrobenzene is reduced to yield the desired *p*-isopropylaniline.

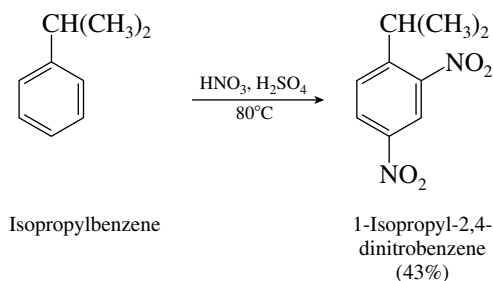


- (c) The target compound is the reduction product of 1-isopropyl-2,4-dinitrobenzene.

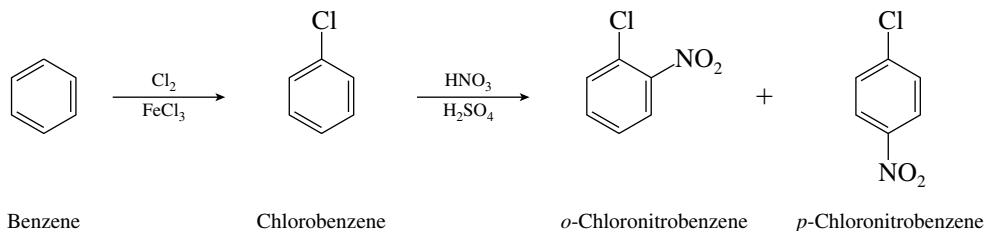


This reduction is carried out in the same way as reduction of an arene that contains only a single nitro group. In this case hydrogenation over a nickel catalyst gave the desired product in 90% yield.

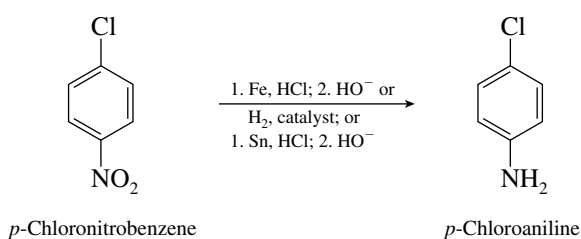
The starting dinitro compound is prepared by nitration of isopropylbenzene.



- (d) The conversion of *p*-chloronitrobenzene to *p*-chloroaniline was cited as an example in the text to illustrate reduction of aromatic nitro compounds to arylamines. *p*-Chloronitrobenzene is prepared by nitration of chlorobenzene.

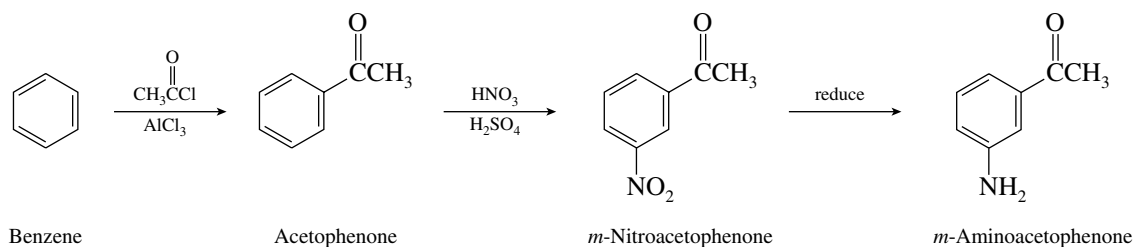


The para isomer accounts for 69% of the product in this reaction (30% is ortho, 1% meta). Separation of *p*-chloronitrobenzene and its reduction completes the synthesis.



Chlorination of nitrobenzene would not be a suitable route to the required intermediate, because it would produce mainly *m*-chloronitrobenzene.

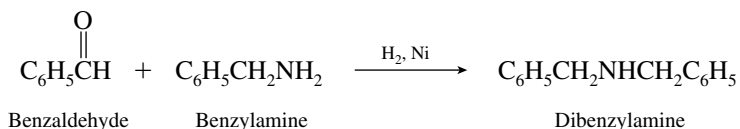
- (e) The synthesis of *m*-aminoacetophenone may be carried out by the scheme shown:



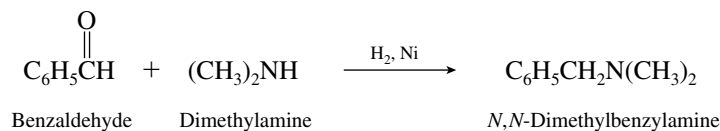
The acetyl group is attached to the ring by Friedel–Crafts acylation. It is a meta director, and its nitration gives the proper orientation of substituents. The order of the first two steps cannot be reversed, because Friedel–Crafts acylation of nitrobenzene is not possible (Section 12.16). Once prepared, *m*-nitroacetophenone can be reduced to *m*-nitroaniline by any of a number of reagents. Indeed, all three reducing combinations described in the text have been employed for this transformation.

	Reducing agent	Yield (%)
<i>m</i> -Nitroacetophenone	H ₂ , Pt	94
↓	Fe, HCl	84
<i>m</i> -Aminoacetophenone	Sn, HCl	82

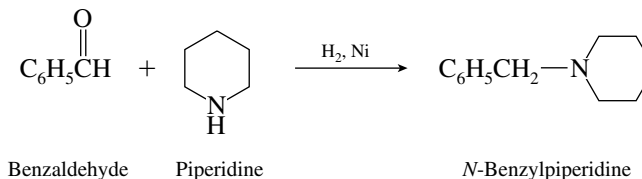
- 22.12** (b) Dibenzylamine is a secondary amine and can be prepared by reductive amination of benzaldehyde with benzylamine.



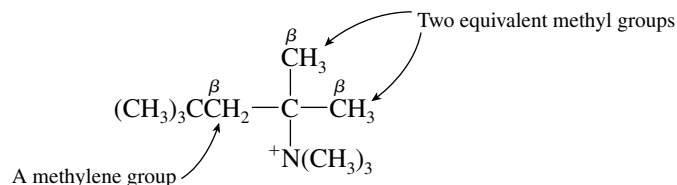
- (c) *N,N*-Dimethylbenzylamine is a tertiary amine. Its preparation from benzaldehyde requires dimethylamine, a secondary amine.



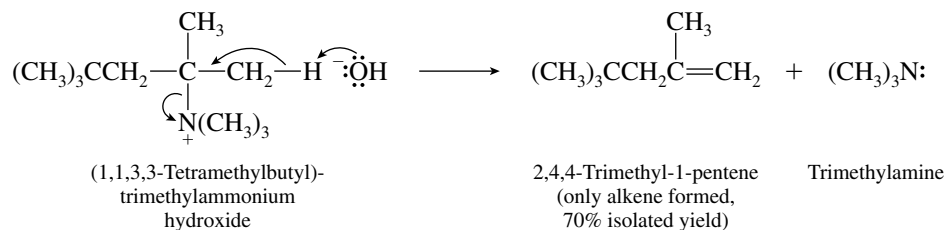
- (d) The preparation of *N*-butylpiperidine by reductive amination is described in the text in Section 22.11. An analogous procedure is used to prepare *N*-benzylpiperidine.



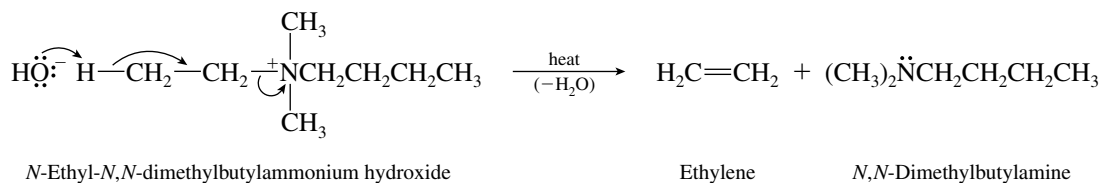
- 22.13** (b) First identify the available β hydrogens. Elimination must involve a proton from the carbon atom adjacent to the one that bears the nitrogen.



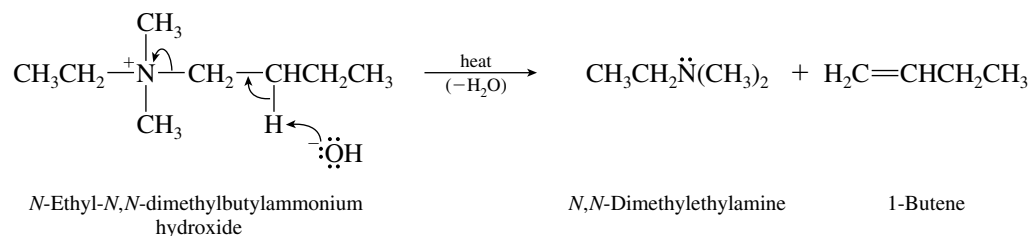
It is a proton from one of the methyl groups, rather than one from the more sterically hindered methylene, that is lost on elimination.



- (c) The base may abstract a proton from either of two β carbons. Deprotonation of the β methyl carbon yields ethylene.

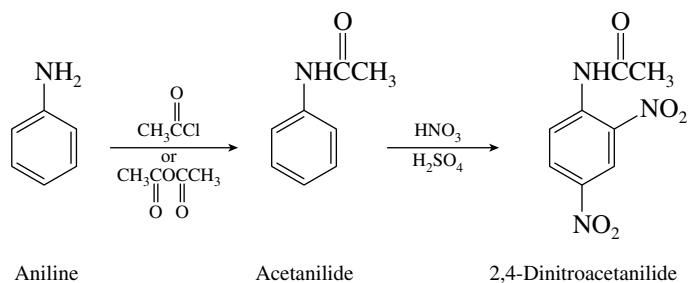


Deprotonation of the β methylene carbon yields 1-butene.

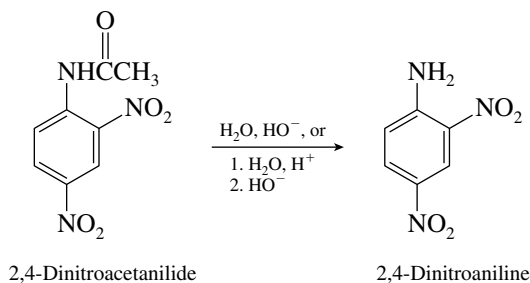


The preferred order of proton removal in Hofmann elimination reactions is β CH₃ > β CH₂ > β CH. Ethylene is the major alkene formed, the observed ratio of ethylene to 1-butene being 98 : 2.

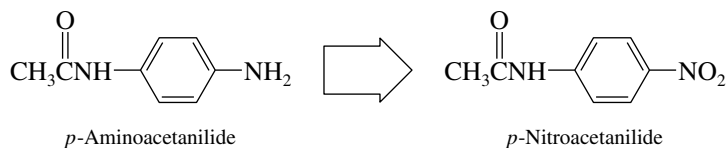
- 22.14 (b) The pattern of substituents in 2,4-dinitroaniline suggests that they can be introduced by dinitration. Since nitration of aniline itself is not practical, the amino group must be protected by conversion to its *N*-acetyl derivative.



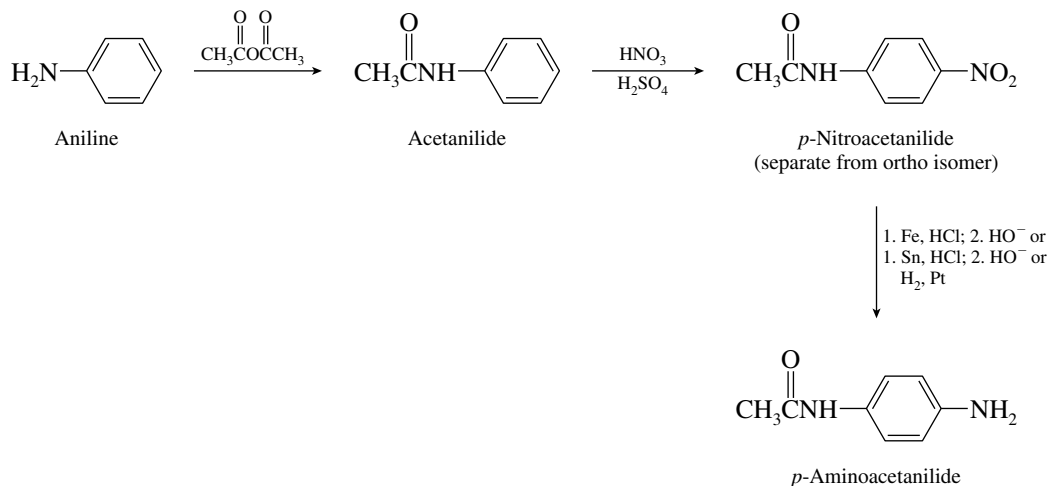
Hydrolysis of the amide bond in 2,4-dinitroacetanilide furnishes the desired 2,4-dinitroaniline.



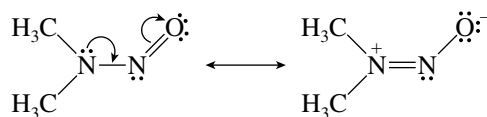
- (c) Retrosynthetically, *p*-aminoacetanilide may be derived from *p*-nitroacetanilide.



This suggests the sequence

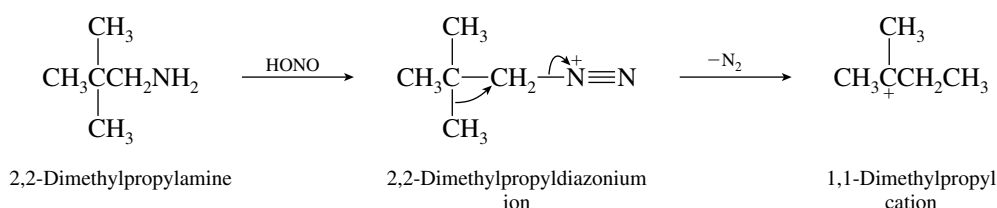


22.15 The principal resonance forms of *N*-nitrosodimethylamine are

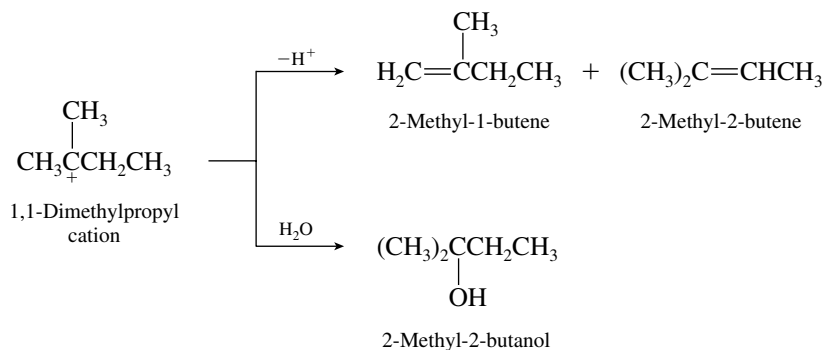


All atoms (except hydrogen) have octets of electrons in each of these structures. Other resonance forms are less stable because they do not have a full complement of electrons around each atom.

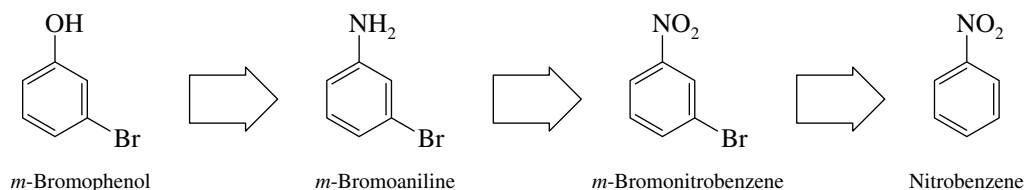
22.16 Deamination of 1,1-dimethylpropylamine gives products that result from 1,1-dimethylpropyl cation. Because 2,2-dimethylpropylamine gives the same products, it is likely that 1,1-dimethylpropyl cation is formed from 2,2-dimethylpropylamine by way of its diazonium ion. A carbocation rearrangement is indicated.



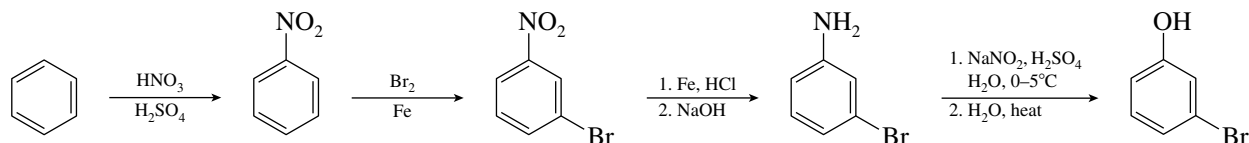
Once formed, 1,1-dimethylpropyl cation loses a proton to form an alkene or is captured by water to give an alcohol.



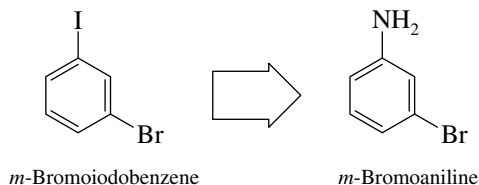
22.17 Phenols may be prepared by diazotization of the corresponding aniline derivative. The problem simplifies itself, therefore, to the preparation of *m*-bromoaniline. Recognizing that arylamines are ultimately derived from nitroarenes, we derive the retrosynthetic sequence of intermediates:



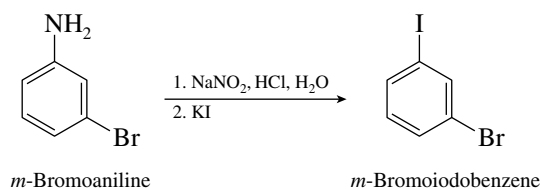
The desired reaction sequence is straightforward, using reactions that were discussed previously in the text.



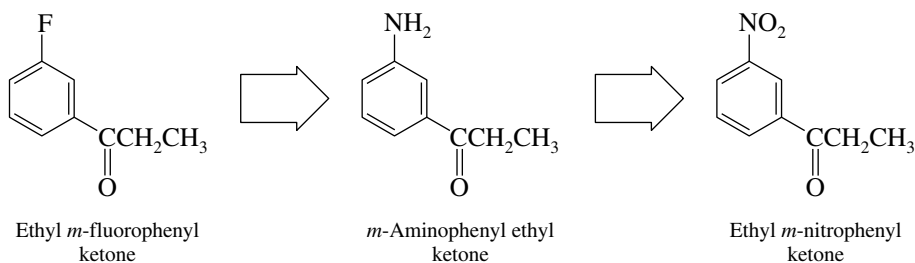
- 22.18** The key to this problem is to recognize that the iodine substituent in *m*-bromoiodobenzene is derived from an arylamine by diazotization.



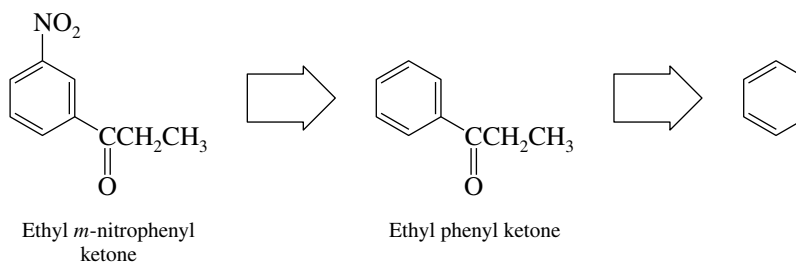
The preparation of *m*-bromoaniline from benzene has been described in Problem 22.17. All that remains is to write the equation for its conversion to *m*-bromoiodobenzene.



- 22.19** The final step in the preparation of ethyl *m*-fluorophenyl ketone is shown in the text example immediately preceding this problem, therefore all that is necessary is to describe the preparation of *m*-aminophenyl ethyl ketone.



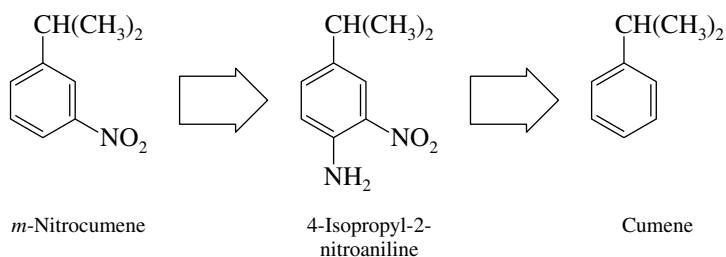
Recalling that arylamines are normally prepared by reduction of nitroarenes, we see that ethyl *m*-nitrophenyl ketone is a pivotal synthetic intermediate. It is prepared by nitration of ethyl phenyl ketone, which is analogous to nitration of acetophenone, shown in Section 12.16. The preparation of ethyl phenyl ketone by Friedel–Crafts acylation of benzene is shown in Section 12.7.



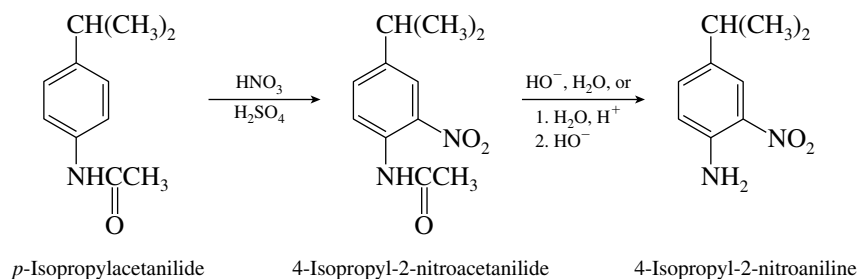
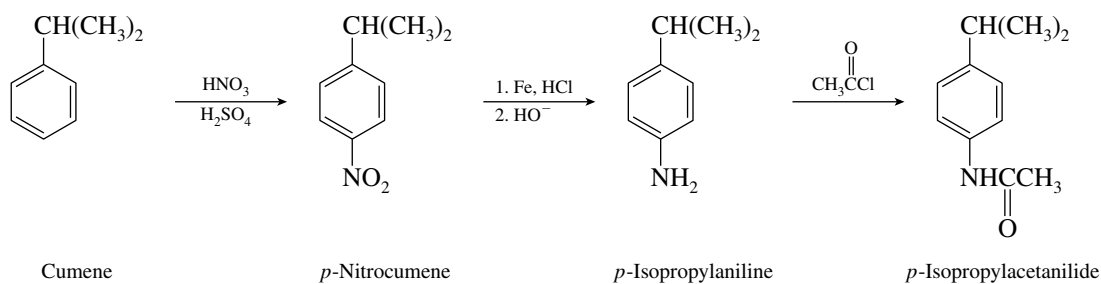
Reversing the order of introduction of the nitro and acyl groups is incorrect. It is possible to nitrate ethyl phenyl ketone but not possible to carry out a Friedel–Crafts acylation on nitrobenzene, owing to the strong deactivating influence of the nitro group.

- 22.20** Direct nitration of the prescribed starting material cumene (isopropylbenzene) is not suitable, because isopropyl is an ortho, para-directing substituent and will give the target molecule

m-nitrocumene as only a minor component of the nitration product. However, the conversion of 4-isopropyl-2-nitroaniline to *m*-isopropylnitrobenzene, which was used to illustrate reductive deamination of arylamines in the text, establishes the last step in the synthesis.

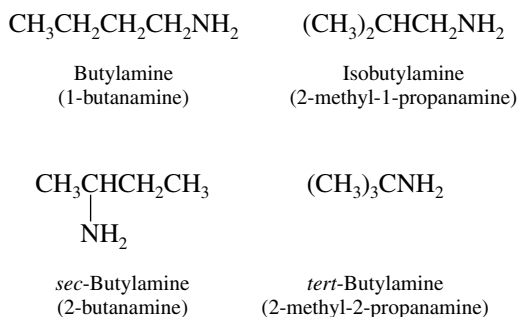


Our task simplifies itself to the preparation of 4-isopropyl-2-nitroaniline from cumene. The following procedure is a straightforward extension of the reactions and principles developed in this chapter.

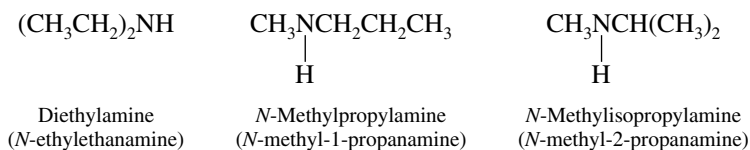


Reductive deamination of 4-isopropyl-2-nitroaniline by diazotization in the presence of ethanol or hypophosphorous acid yields *m*-nitrocumene and completes the synthesis.

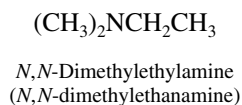
- 22.21** Amines may be primary, secondary, or tertiary. The $\text{C}_4\text{H}_{11}\text{N}$ primary amines, compounds of the type $\text{C}_4\text{H}_9\text{NH}_2$, and their systematic names are



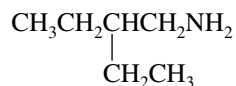
Secondary amines have the general formula R_2NH . Those of molecular formula $C_4H_{11}N$ are



There is only one tertiary amine (R_3N) of molecular formula $C_4H_{11}N$:

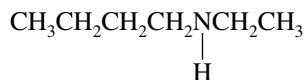


- 22.22** (a) The name 2-ethyl-1-butanamine designates a four-carbon chain terminating in an amino group and bearing an ethyl group at C-2.



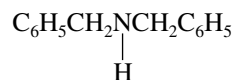
2-Ethyl-1-butanamine

- (b) The prefix *N*- in *N*-ethyl-1-butanamine identifies the ethyl group as a substituent on nitrogen in a secondary amine.



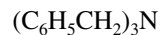
N-Ethyl-1-butanamine

- (c) Dibenzylamine is a secondary amine. It bears two benzyl groups on nitrogen.



Dibenzylamine

- (d) Tribenzylamine is a tertiary amine.



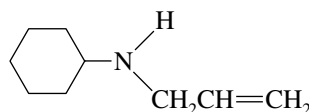
Tribenzylamine

- (e) Tetraethylammonium hydroxide contains a quaternary ammonium ion.



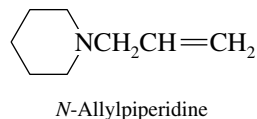
Tetraethylammonium
hydroxide

- (f) This compound is a secondary amine; it bears an allyl substituent on the nitrogen of cyclohexylamine.

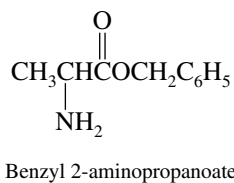


N-Allylcyclohexylamine

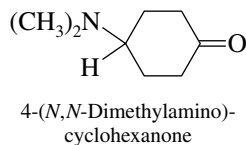
- (g) Piperidine is a cyclic secondary amine that contains nitrogen in a six-membered ring. *N*-Allylpiperidine is a tertiary amine.



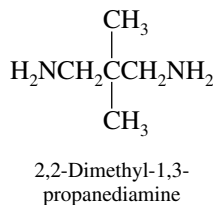
- (h) The compound is the benzyl ester of 2-aminopropanoic acid.



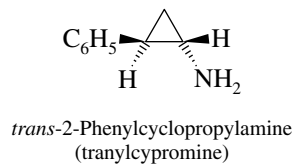
- (i) The parent compound is cyclohexanone. The substituent $(\text{CH}_3)_2\text{N}$ — group is attached to C-4.



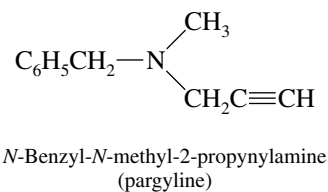
- (j) The suffix *-diamine* reveals the presence of two amino groups, one at either end of a three-carbon chain that bears two methyl groups at C-2.



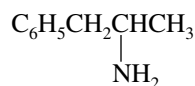
- 22.23** (a) A phenyl group and an amino group are trans to each other on a three-membered ring in this compound.



- (b) This compound is a tertiary amine. It bears a benzyl group, a methyl group, and a 2-propynyl group on nitrogen.

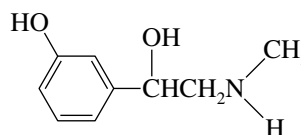


- (c) The amino group is at C-2 of a three-carbon chain that bears a phenyl substituent at its terminus.



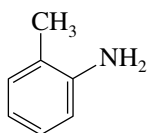
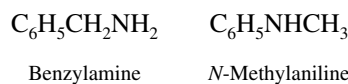
1-Phenyl-2-propanamine
(amphetamine)

- (d) Phenylephrine is named systematically as an ethanol derivative.

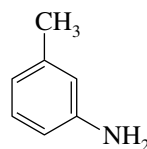


1-(*m*-Hydroxyphenyl)-
2-(methylamino)ethanol

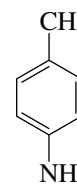
- 22.24 (a) There are five isomers of $\text{C}_7\text{H}_9\text{N}$ that contain a benzene ring.



o-Methylaniline

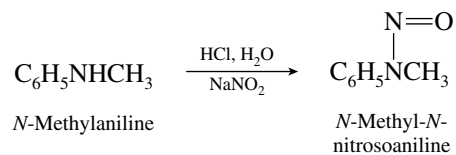


m-Methylaniline

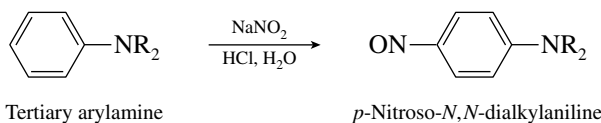


p-Methylaniline

- (b) Benzylamine is the strongest base because its amine group is bonded to an sp^3 -hybridized carbon. Benzylamine is a typical alkylamine, with a K_b of 2×10^{-5} . All the other isomers are arylamines, with K_b values in the 10^{-10} range.
- (c) The formation of *N*-nitrosoamines on reaction with sodium nitrite and hydrochloric acid is a characteristic reaction of secondary amines. The only $\text{C}_7\text{H}_9\text{N}$ isomer in this problem that is a secondary amine is *N*-methylaniline.

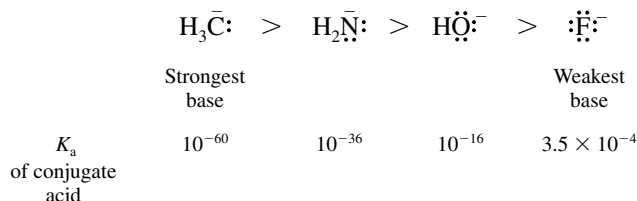


- (d) Ring nitrosation is a characteristic reaction of tertiary arylamines.

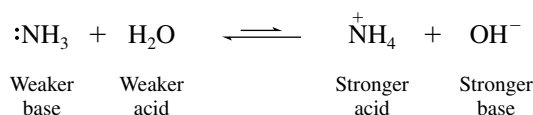


None of the $\text{C}_7\text{H}_9\text{N}$ isomers in this problem is a tertiary amine; hence none will undergo ring nitrosation.

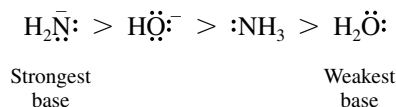
- 22.25 (a) Basicity decreases in proceeding across a row in the periodic table. The increased nuclear charge as one progresses from carbon to nitrogen to oxygen to fluorine causes the electrons to be bound more strongly to the atom and thus less readily shared.



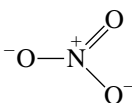
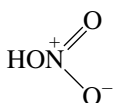
- (b) The strongest base in this group is amide ion, H_2N^- , and the weakest base is water, H_2O . Ammonia is a weaker base than hydroxide ion; the equilibrium lies to the left.



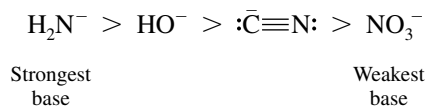
The correct order is



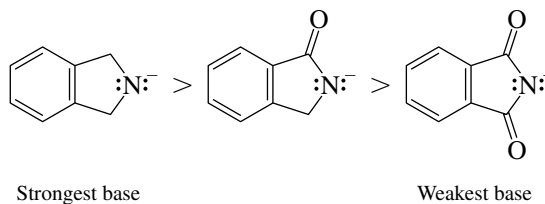
- (c) These anions can be ranked according to their basicity by considering the respective acidities of their conjugate acids.

Base	Conjugate acid	K_a of conjugate acid
H_2N^-	H_3N	10^{-36}
HO^-	H_2O	10^{-16}
$:\bar{\text{C}}\equiv\text{N}:$	$\text{HC}\equiv\text{N}:$	7.2×10^{-10}
		2.5×10^1

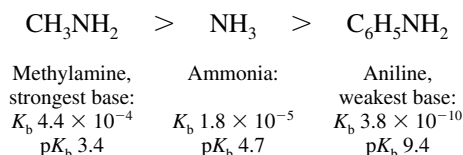
The order of basicities is the opposite of the order of acidities of their conjugate acids.



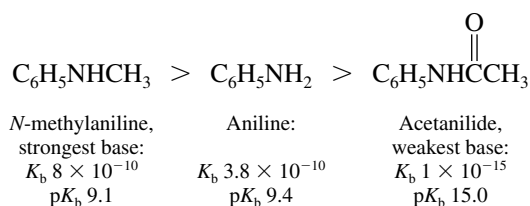
- (d) A carbonyl group attached to nitrogen stabilizes its negative charge. The strongest base is the anion that has no carbonyl groups on nitrogen; the weakest base is phthalimide anion, which has two carbonyl groups.



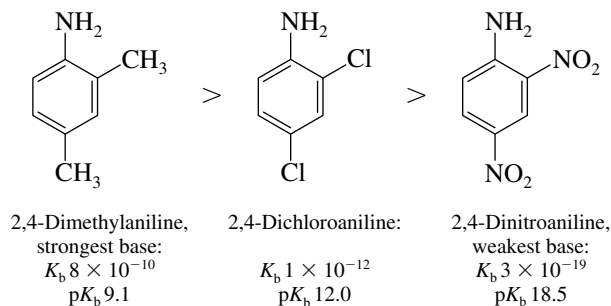
- 22.26 (a) An alkyl substituent on nitrogen is electron-releasing and base-strengthening; thus methylamine is a stronger base than ammonia. An aryl substituent is electron-withdrawing and base-weakening, and so aniline is a weaker base than ammonia.



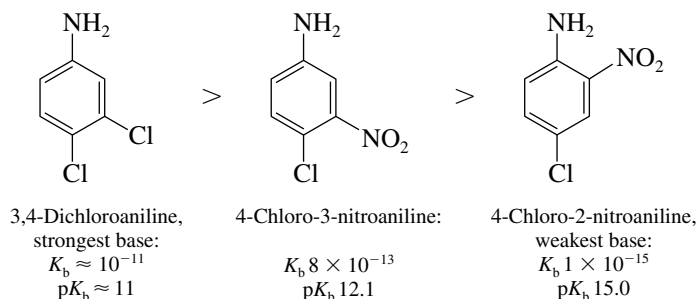
- (b) An acetyl group is an electron-withdrawing and base-weakening substituent, especially when bonded directly to nitrogen. Amides are weaker bases than amines, and thus acetanilide is a weaker base than aniline. Alkyl groups are electron-releasing; *N*-methylaniline is a slightly stronger base than aniline.



- (c) Chlorine substituents are slightly electron-withdrawing, and methyl groups are slightly electron-releasing. 2,4-Dimethylaniline is therefore a stronger base than 2,4-dichloroaniline. Nitro groups are strongly electron-withdrawing, their base-weakening effect being especially pronounced when a nitro group is ortho or para to an amino group because the two groups are then directly conjugated.



- (d) Nitro groups are more electron-withdrawing than chlorine, and the base-weakening effect of a nitro substituent is greater when it is ortho or para to an amino group than when it is meta to it.



- (e) According to the principle applied in part (a) (alkyl groups increase basicity, aryl groups decrease it), the order of decreasing basicity is as shown:

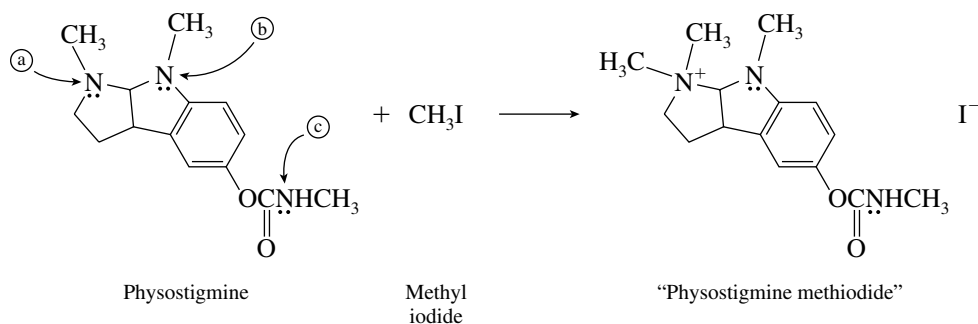


Dimethylamine,
strongest base:
 $K_b 5.1 \times 10^{-4}$
 $\text{p}K_b 3.3$

N-Methylaniline:
 $K_b 8 \times 10^{-10}$
 $\text{p}K_b 9.1$

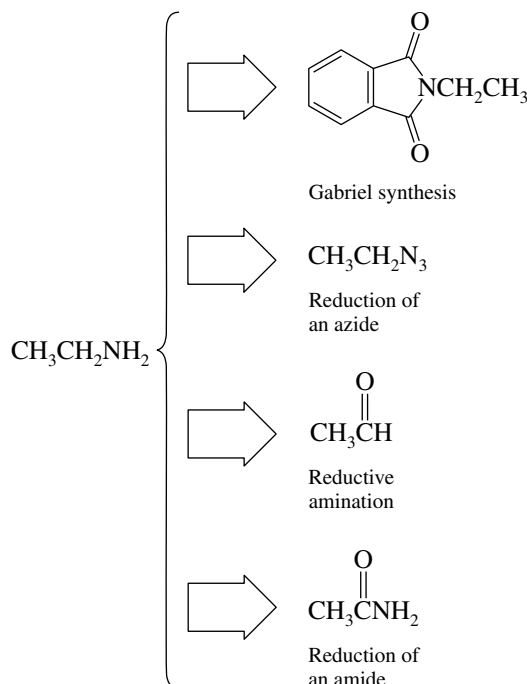
Diphenylamine,
weakest base:
 $K_b 6 \times 10^{-14}$
 $\text{p}K_b 13.2$

- 22.27 Nitrogen (a) is the most basic and the most nucleophilic of the three nitrogen atoms of physostigmine and is the one that reacts with methyl iodide.

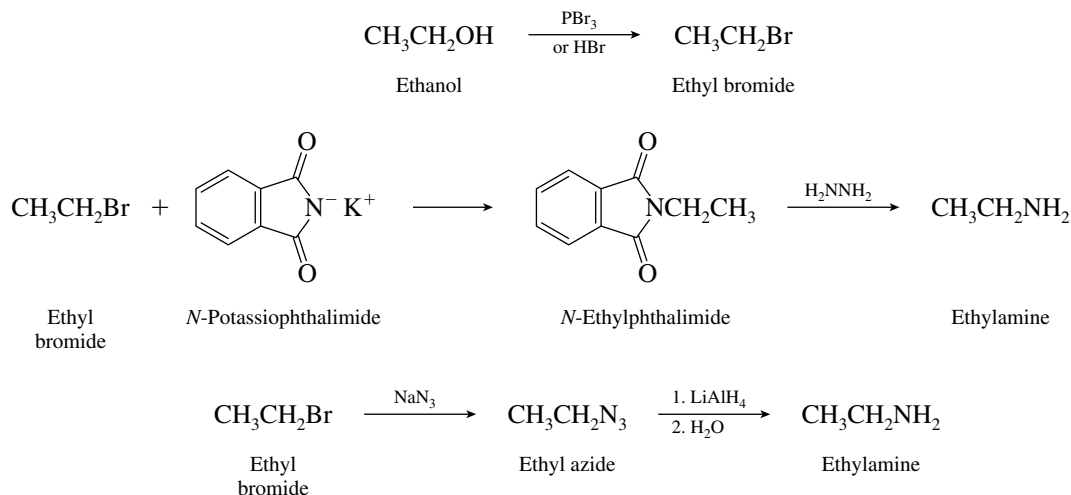


The nitrogen that reacts is the one that is a tertiary alkylamine. Of the other two nitrogens, (b) is attached to an aromatic ring and is much less basic and less nucleophilic. The third nitrogen, (c), is an amide nitrogen; amides are less nucleophilic than amines.

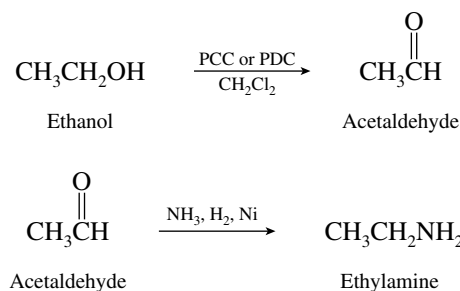
- 22.28 (a) Looking at the problem retrosynthetically, it can be seen that a variety of procedures are available for preparing ethylamine from ethanol. The methods by which a primary amine may be prepared include



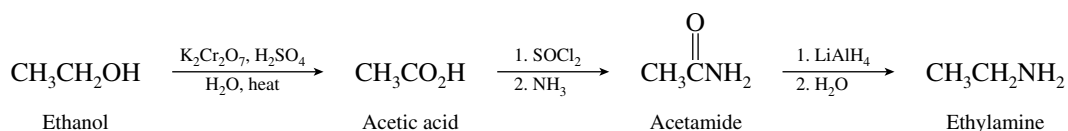
Two of these methods, the Gabriel synthesis and the preparation and reduction of the corresponding azide, begin with ethyl bromide.



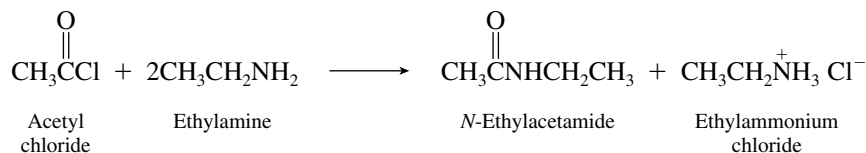
To use reductive amination, we must begin with oxidation of ethanol to acetaldehyde.



Another possibility is reduction of acetamide. This requires an initial oxidation of ethanol to acetic acid.

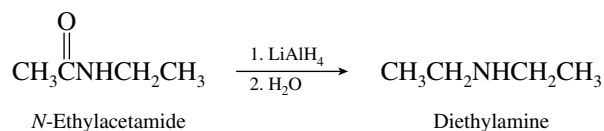


(b) Acylation of ethylamine with acetyl chloride, prepared in part (a), gives the desired amide.

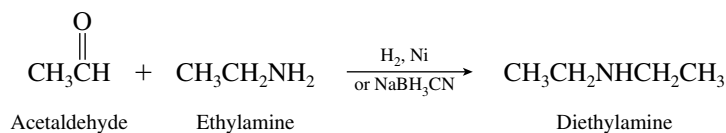


Excess ethylamine can be allowed to react with the hydrogen chloride formed in the acylation reaction. Alternatively, equimolar amounts of acyl chloride and amine can be used in the presence of aqueous hydroxide as the base.

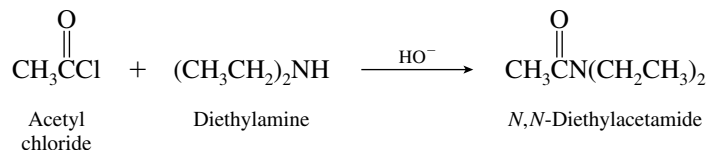
(c) Reduction of the *N*-ethylacetamide prepared in part (b) yields diethylamine.



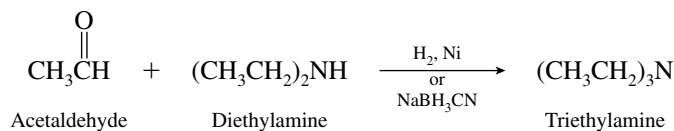
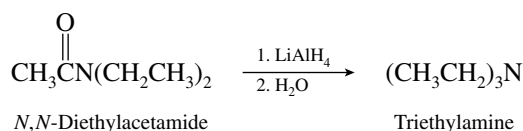
Diethylamine can also be prepared by reductive amination of acetaldehyde [from part (a)] with ethylamine.



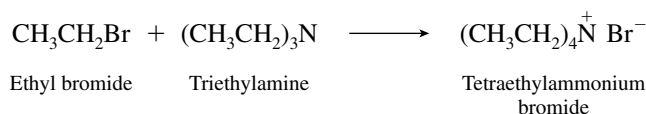
- (d) The preparation of *N,N*-diethylacetamide is a standard acylation reaction. The reactants, acetyl chloride and diethylamine, have been prepared in previous parts of this problem.



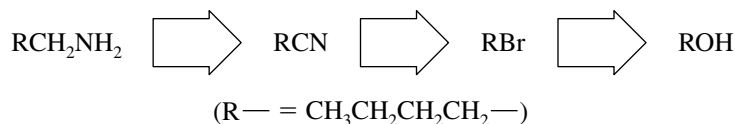
- (e) Triethylamine arises by reduction of *N,N*-diethylacetamide or by reductive amination.



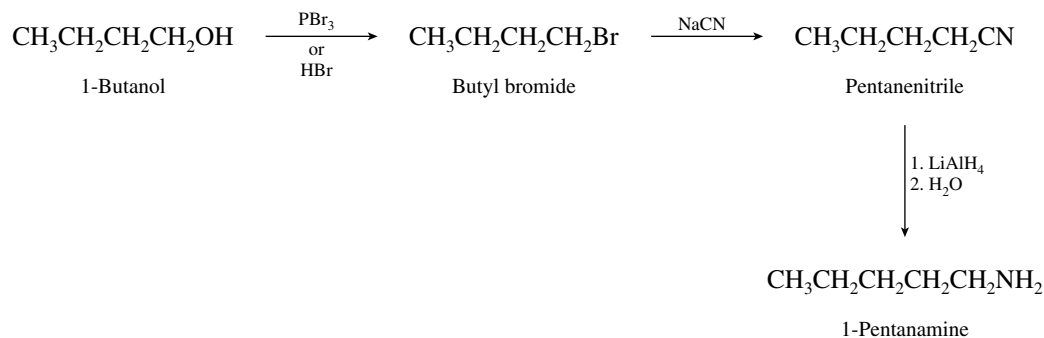
- (f) Quaternary ammonium halides are formed by reaction of alkyl halides and tertiary amines.



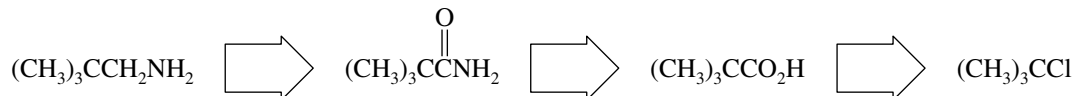
- 22.29 (a) In this problem a primary alkanamine must be prepared with a carbon chain extended by one carbon. This can be accomplished by way of a nitrile.



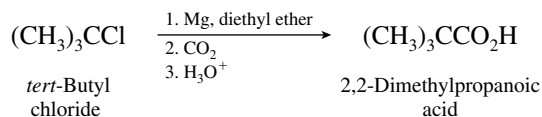
The desired reaction sequence is therefore



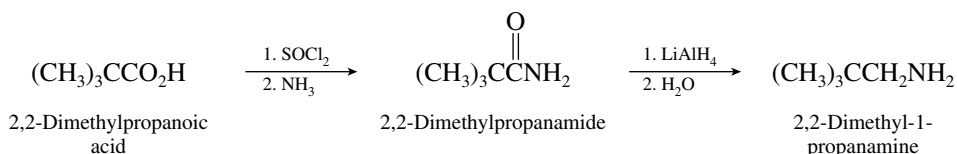
- (b) The carbon chain of *tert*-butyl chloride cannot be extended by a nucleophilic substitution reaction; the S_N2 reaction that would be required on the tertiary halide would not work. The sequence employed in part (a) is therefore not effective in this case. The best route is carboxylation of the Grignard reagent and subsequent conversion of the corresponding amide to the desired primary amine product.



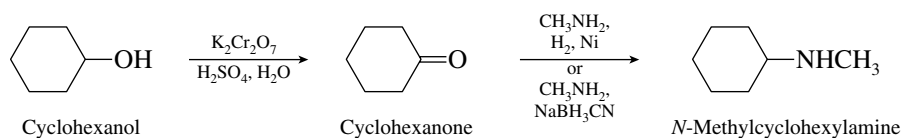
The reaction sequence to be used is



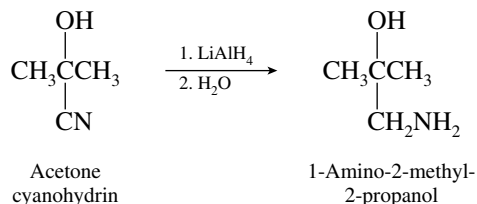
Once the carboxylic acid has been obtained, it is converted to the desired amine by reduction of the corresponding amide.



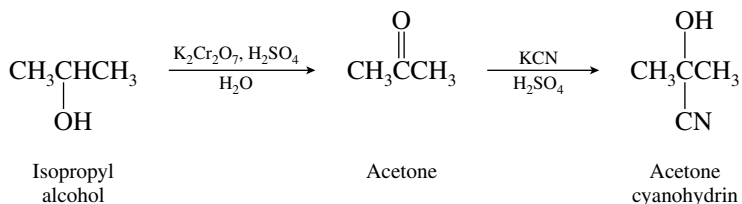
- (c) Oxidation of cyclohexanol to cyclohexanone gives a compound suitable for reductive amination.



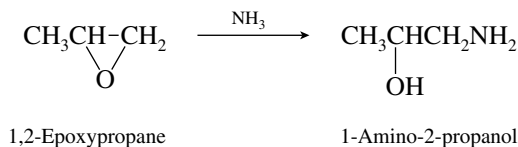
- (d) The desired product is the reduction product of the cyanohydrin of acetone.



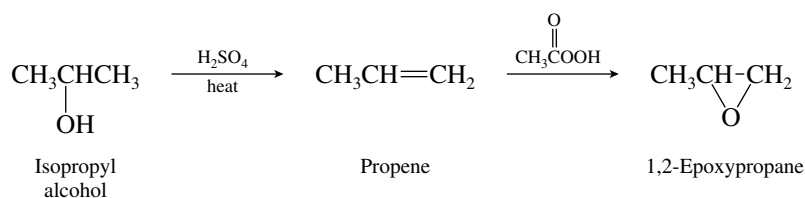
The cyanohydrin is made from acetone in the usual way. Acetone is available by oxidation of isopropyl alcohol.



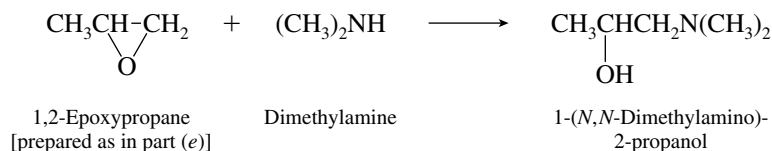
- (e) The target amino alcohol is the product of nucleophilic ring opening of 1,2-epoxypropane by ammonia. Ammonia attacks the less hindered carbon of the epoxide function.



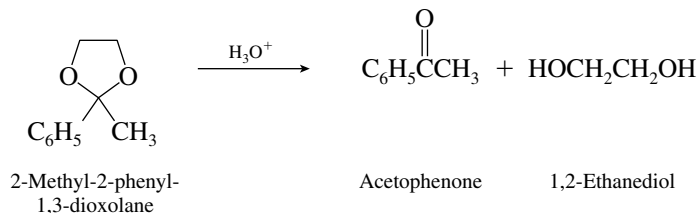
The necessary epoxide is formed by epoxidation of propene.



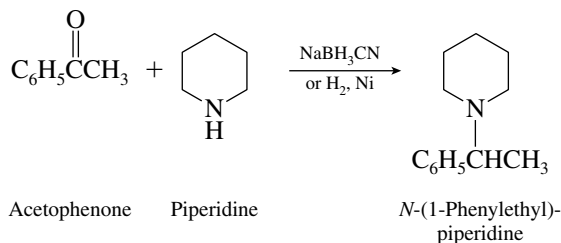
- (f) The reaction sequence is the same as in part (e) except that dimethylamine is used as the nucleophile instead of ammonia.



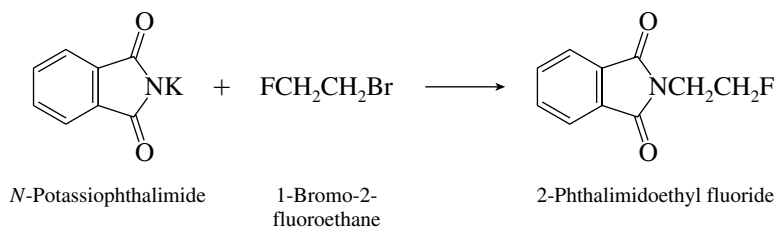
- (g) The key to performing this synthesis is recognition of the starting material as an acetal of acetophenone. Acetals may be hydrolyzed to carbonyl compounds.



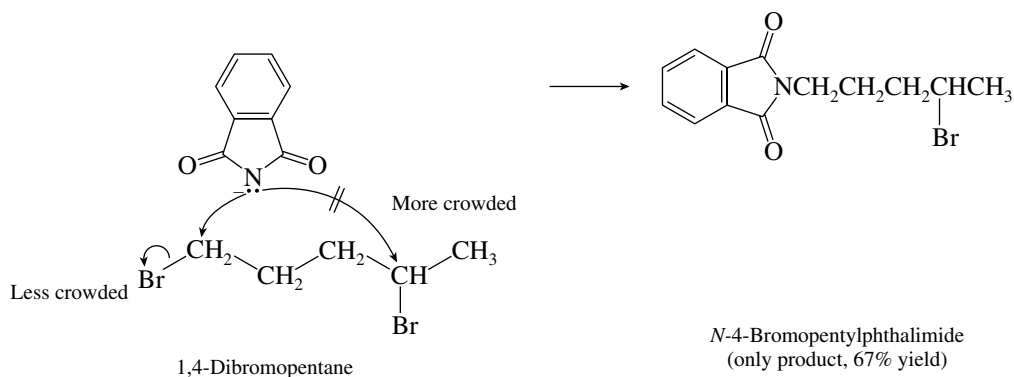
Once acetophenone has been obtained, it may be converted to the required product by reductive amination.



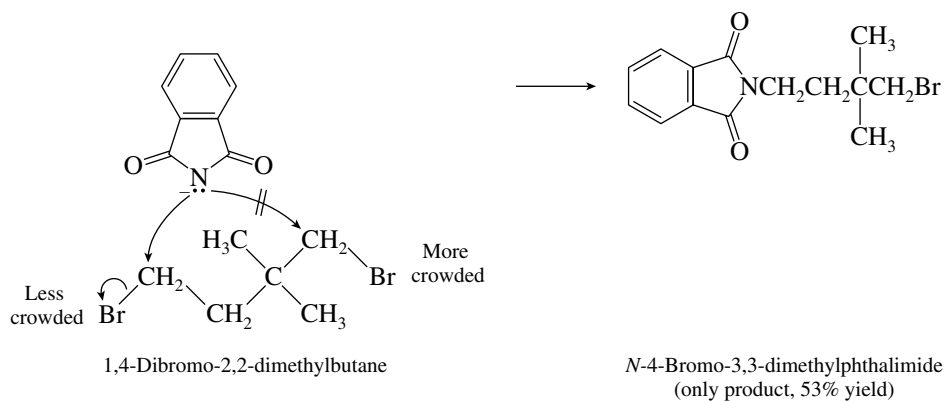
- 22.30** (a) The reaction of alkyl halides with *N*-potassiophthalimide (the first step in the Gabriel synthesis of amines) is a nucleophilic substitution reaction. Alkyl bromides are more reactive than alkyl fluorides; that is, bromide is a better leaving group than fluoride.



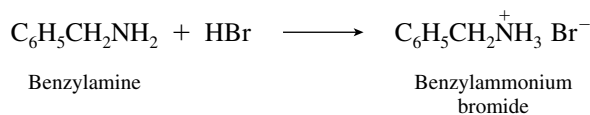
- (b) In this example one bromine is attached to a primary and the other to a secondary carbon. Phthalimide anion is a good nucleophile and reacts with alkyl halides by the S_N2 mechanism. It attacks the less hindered primary carbon.



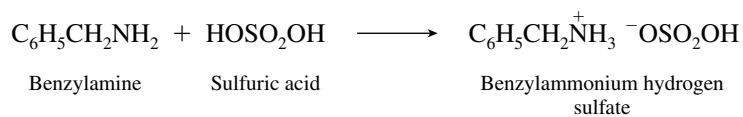
- (c) Both bromines are bonded to primary carbons, but branching at the adjacent carbon hinders nucleophilic attack at one of them.



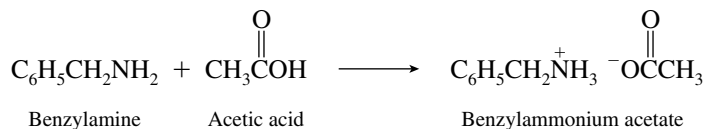
- 22.31** (a) Amines are basic and are protonated by hydrogen halides.



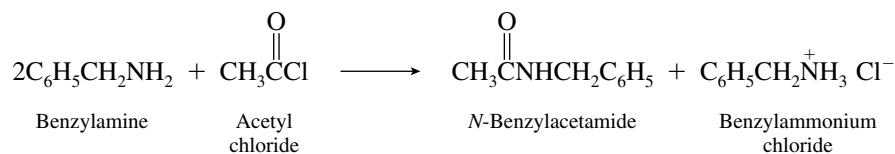
- (b) Equimolar amounts of benzylamine and sulfuric acid yield benzylammonium hydrogen sulfate as the product.



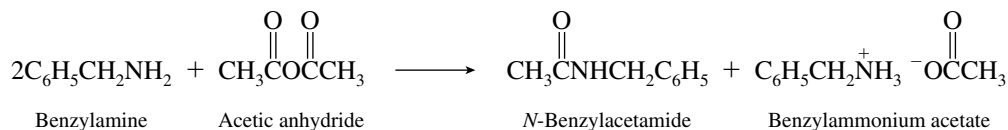
- (c) Acetic acid transfers a proton to benzylamine.



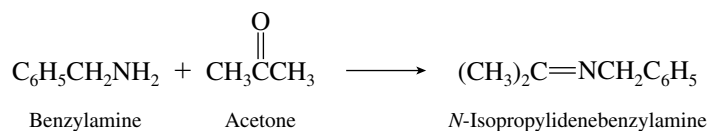
(d) Acetyl chloride reacts with benzylamine to form an amide.



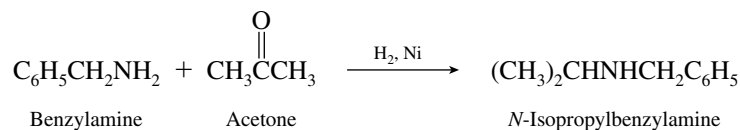
(e) Acetic anhydride also gives an amide with benzylamine.



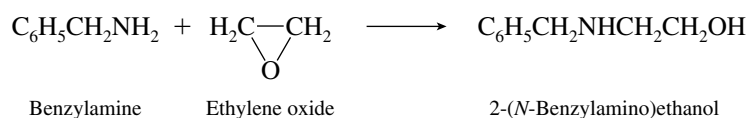
(f) Primary amines react with ketones to give imines.



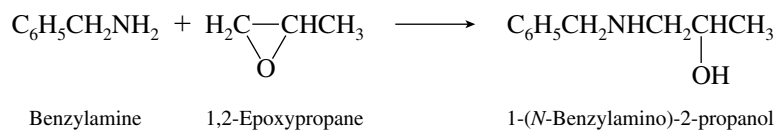
(g) These reaction conditions lead to reduction of the imine formed in part (f). The overall reaction is reductive amination.



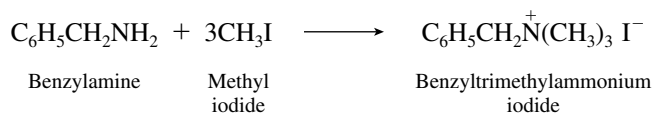
(h) Amines are nucleophilic and bring about the opening of epoxide rings.



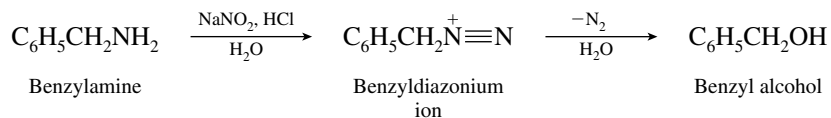
(i) In these nucleophilic ring-opening reactions the amine attacks the less sterically hindered carbon of the ring.



(j) With excess methyl iodide, amines are converted to quaternary ammonium iodides.

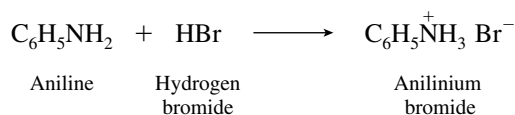


- (k) Nitrous acid forms from sodium nitrite in dilute hydrochloric acid. Nitrosation of benzylamine in water gives benzyl alcohol via a diazonium ion intermediate.

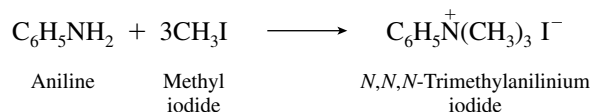


Benzyl chloride will also be formed by attack of chloride on the diazonium ion.

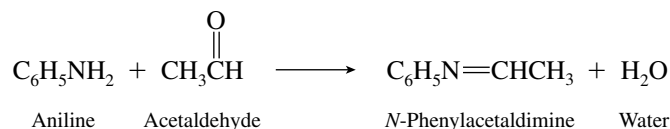
- 22.32 (a) Aniline is a weak base and yields a salt on reaction with hydrogen bromide.



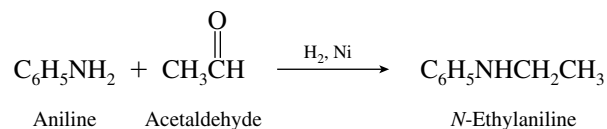
- (b) Aniline acts as a nucleophile toward methyl iodide. With excess methyl iodide, a quaternary ammonium salt is formed.



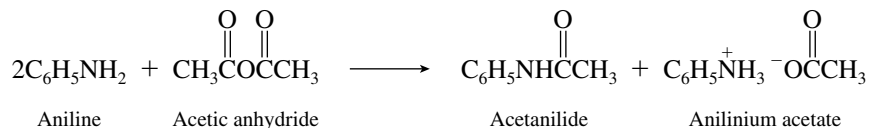
- (c) Aniline is a primary amine and undergoes nucleophilic addition to aldehydes and ketones to form imines.



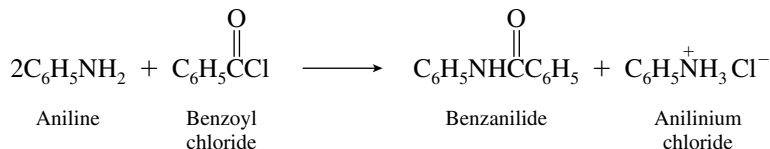
- (d) When an imine is formed in the presence of hydrogen and a suitable catalyst, reductive amination occurs to give an amine.



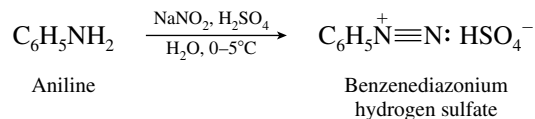
- (e) Aniline undergoes *N*-acylation on treatment with carboxylic acid anhydrides.



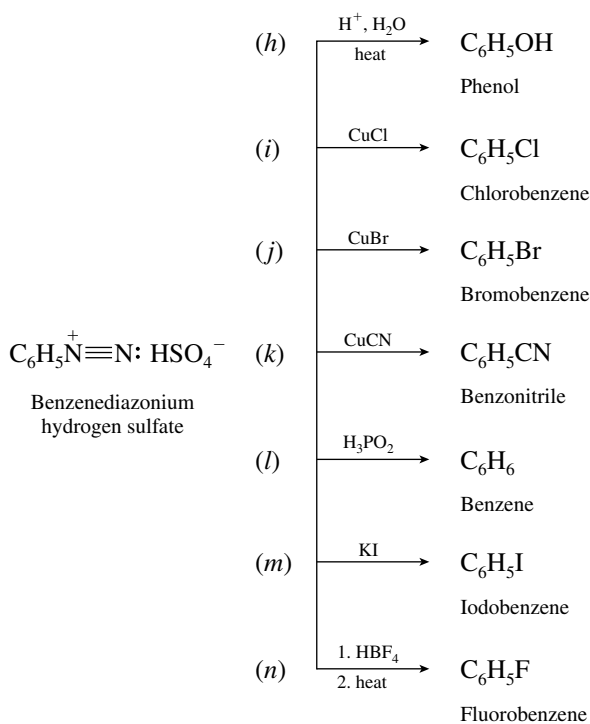
- (f) Acyl chlorides bring about *N*-acylation of arylamines.



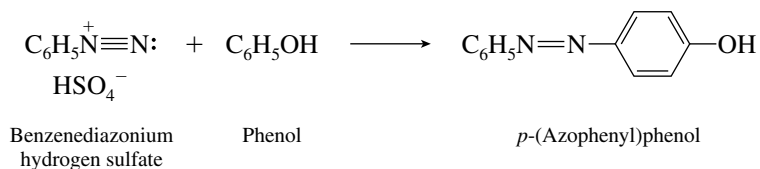
- (g) Nitrosation of primary arylamines yields aryl diazonium salts.



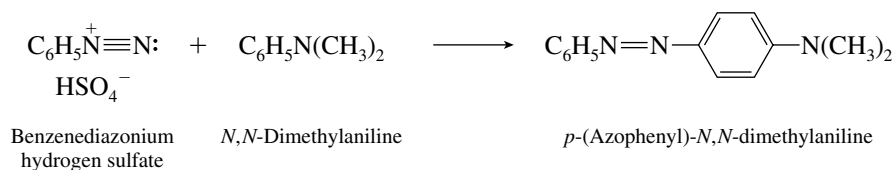
The replacement reactions that can be achieved by using diazonium salts are illustrated in parts (h) through (n). In all cases molecular nitrogen is lost from the ring carbon to which it was attached and is replaced by another substituent.



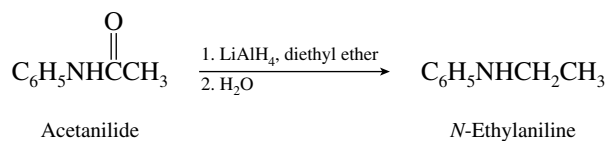
- (o) The nitrogens of an aryl diazonium salt are retained on reaction with the electron-rich ring of a phenol. Azo coupling occurs.



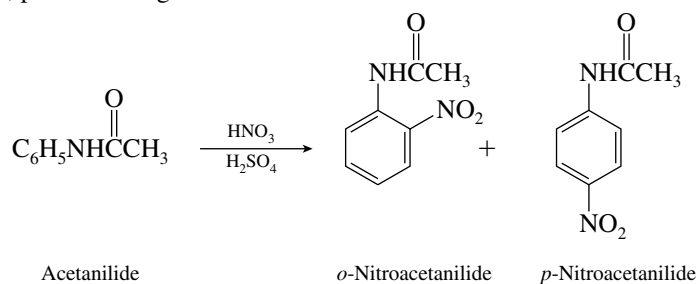
- (p) Azo coupling occurs when aryl diazonium salts react with *N,N*-dialkylarylamines.



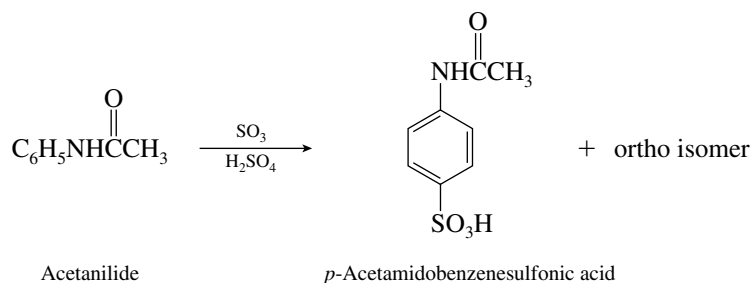
- 22.33 (a) Amides are reduced to amines by lithium aluminum hydride.



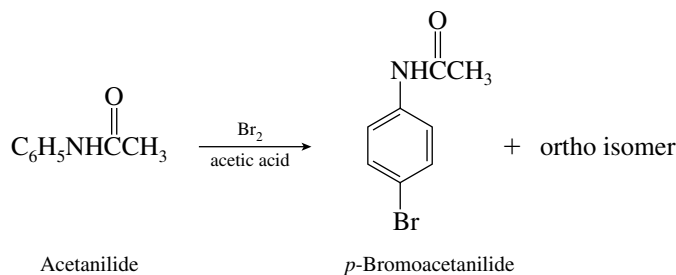
- (b) Acetanilide is a reactive substrate toward electrophilic aromatic substitution. An acetamido group is ortho, para-directing.



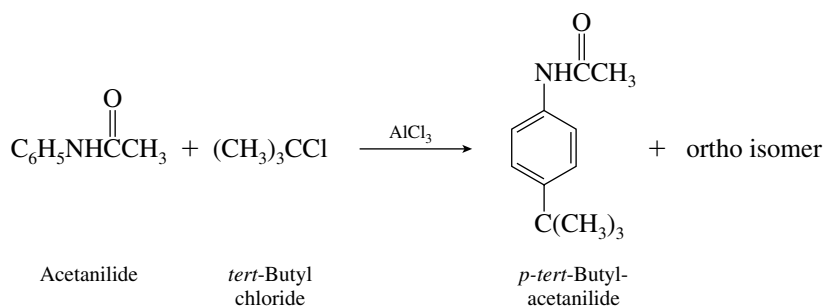
- (c) Sulfonation of the ring occurs.



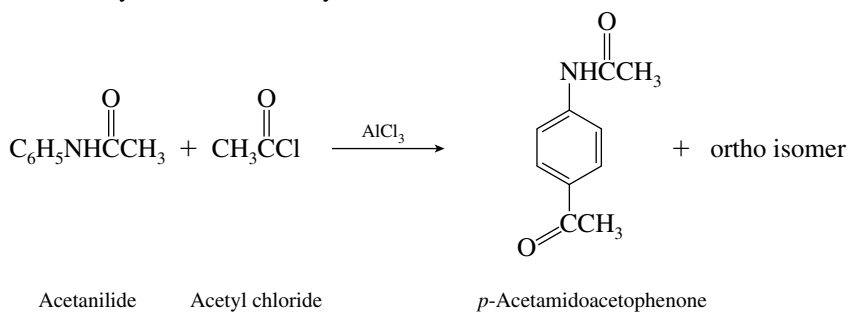
- (d) Bromination of the ring takes place.



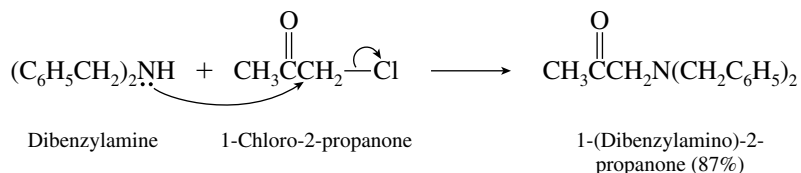
- (e) Acetanilide undergoes Friedel–Crafts alkylation readily.



- (f) Friedel–Crafts acylation also is easily carried out.

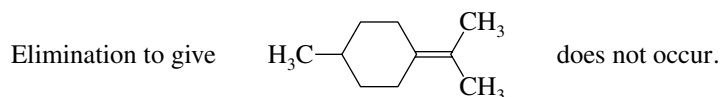
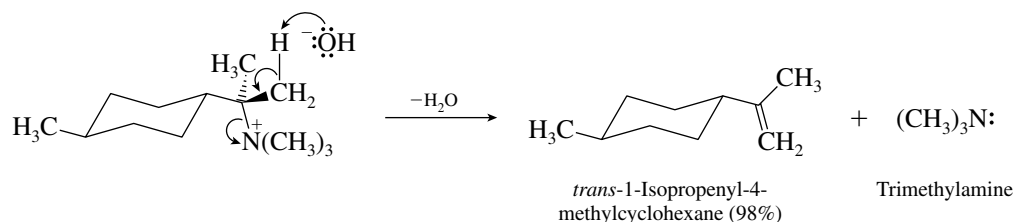


- (e) α -Halo ketones are reactive substrates in nucleophilic substitution reactions. Dibenzylamine is the nucleophile.

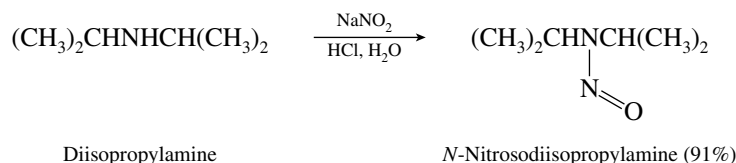


Because the reaction liberates hydrogen chloride, it is carried out in the presence of added base—in this case triethylamine—so as to avoid converting the dibenzylamine to its hydrochloride salt.

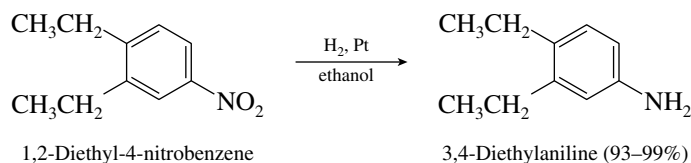
- (f) Quaternary ammonium hydroxides undergo Hofmann elimination when they are heated. A point to be considered here concerns the regioselectivity of Hofmann eliminations: it is the less hindered β proton that is removed by the base giving the less substituted alkene.



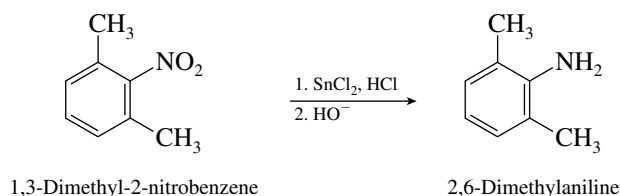
- (g) The combination of sodium nitrite and aqueous acid is a nitrosating agent. Secondary alkylamines react with nitrosating agents to give *N*-nitroso amines as the isolated products.



- 22.35 (a) Catalytic hydrogenation reduces nitro groups to amino groups.

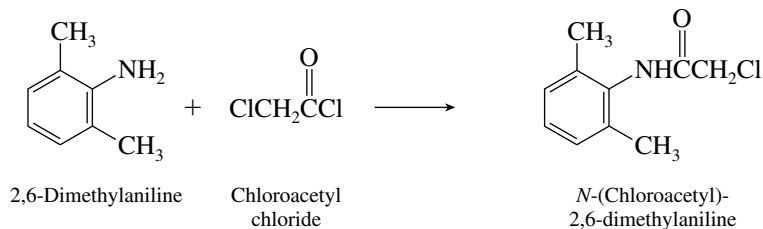


- (b) Nitro groups are readily reduced by tin(II) chloride.



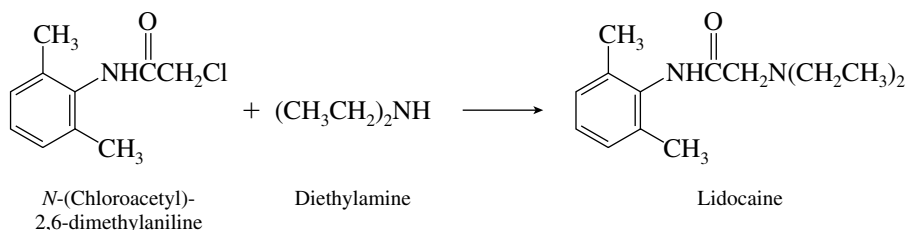
This reaction is the first step in a synthesis of the drug **lidocaine**.

- (c) The amino group of arylamines is nucleophilic and undergoes acylation on reaction with chloroacetyl chloride.



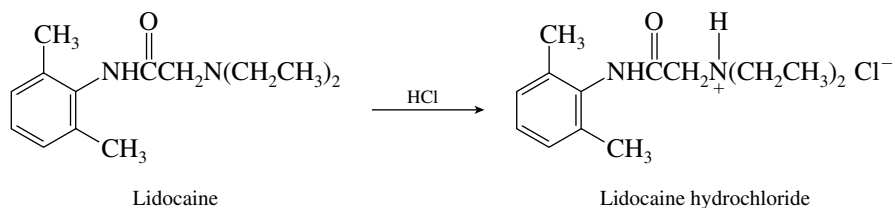
Chloroacetyl chloride is a difunctional compound—it is both an acyl chloride and an alkyl chloride. Acyl chlorides react with nucleophiles faster than do alkyl chlorides, so that acylation of the amine nitrogen occurs rather than alkylation.

- (d) The final step in the synthesis of lidocaine is displacement of the chloride by diethylamine from the α -halo amide formed in part (c) in a nucleophilic substitution reaction.

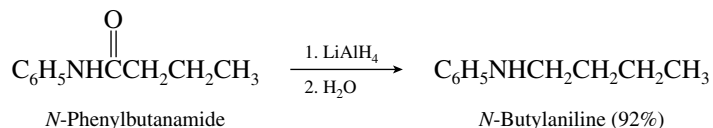


The reaction is carried out with excess diethylamine, which acts as a base to neutralize the hydrogen chloride formed.

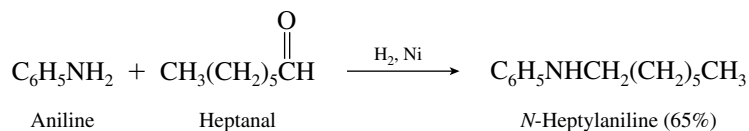
- (e) For use as an anesthetic, lidocaine is made available as its hydrochloride salt. Of the two nitrogens in lidocaine, the amine nitrogen is more basic than the amide.



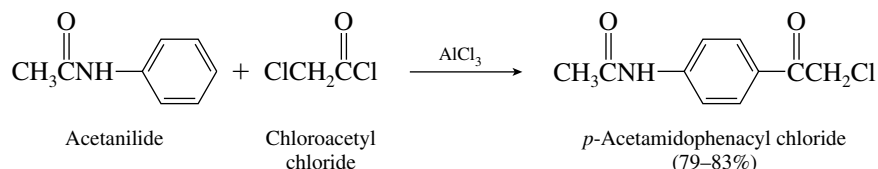
- (f) Lithium aluminum hydride reduction of amides is one of the best methods for the preparation of amines, including arylamines.



- (g) Arylamines react with aldehydes and ketones in the presence of hydrogen and nickel to give the product of reductive amination.

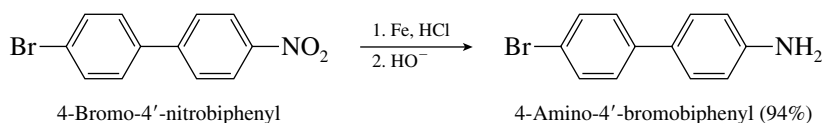


- (h) Acetanilide is a reactive substrate toward electrophilic aromatic substitution. On reaction with chloroacetyl chloride, it undergoes Friedel–Crafts acylation, primarily at its para position.

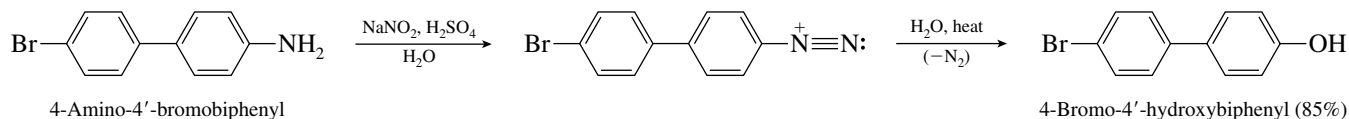


Acylation, rather than alkylation, occurs. Acyl chlorides are more reactive than alkyl chlorides toward electrophilic aromatic substitution reactions as a result of the more stable intermediate (acylium ion) formed.

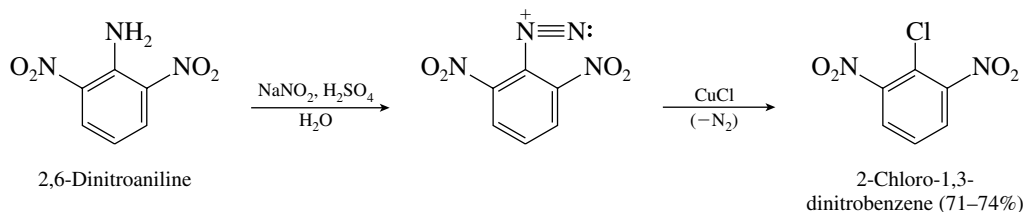
- (i) Reduction with iron in hydrochloric acid is one of the most common methods for converting nitroarenes to arylamines.



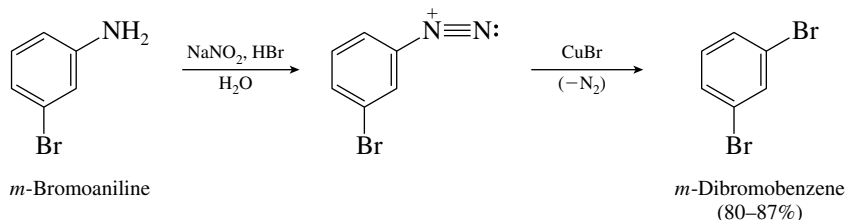
- (j) Primary arylamines are converted to aryl diazonium salts on treatment with sodium nitrite in aqueous acid. When the aqueous acidic solution containing the diazonium salt is heated, a phenol is formed.



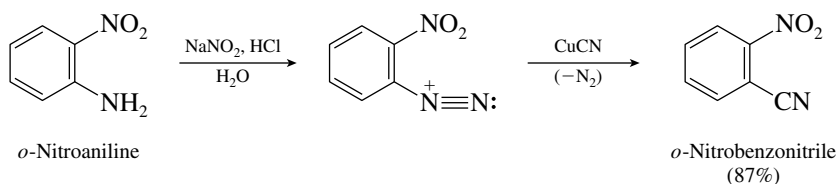
- (k) This problem illustrates the conversion of an arylamine to an aryl chloride by the Sandmeyer reaction.



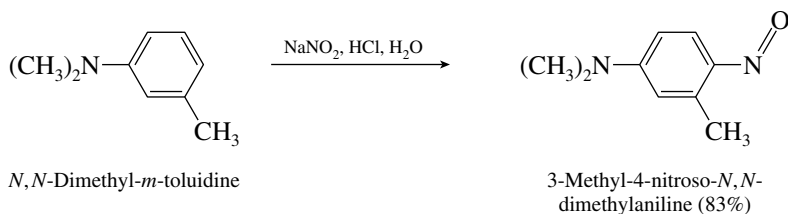
- (l) Diazotization of primary arylamines followed by treatment with copper(I) bromide converts them to aryl bromides.



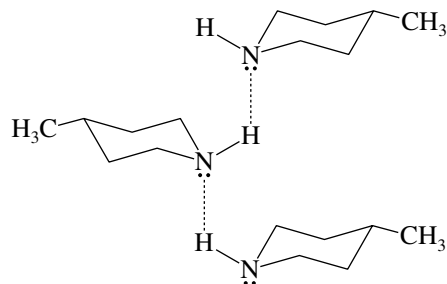
- (m) Nitriles are formed when aryl diazonium salts react with copper(I) cyanide.



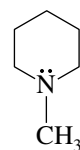
- (s) Nitrosation of *N,N*-dialkylarylamines takes place on the ring at the position para to the dialkylamino group.



- 22.36 (a) 4-Methylpiperidine can participate in intermolecular hydrogen bonding in the liquid phase.

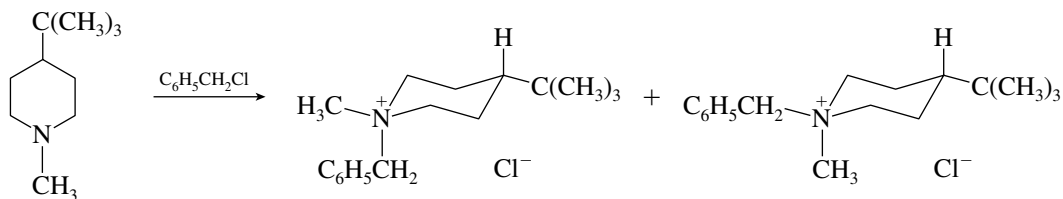


These hydrogen bonds must be broken in order for individual 4-methylpiperidine molecules to escape into the gas phase. *N*-Methylpiperidine lacks a proton bonded to nitrogen and so cannot engage in intermolecular hydrogen bonding. Less energy is required to transfer a molecule of *N*-methylpiperidine to the gaseous state, and therefore it has a lower boiling point than 4-methylpiperidine.



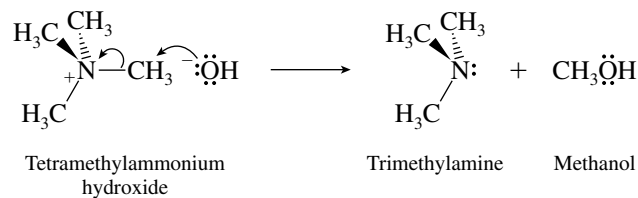
N-Methylpiperidine;
no hydrogen bonding possible
to other *N*-methylpiperidine molecules

- (b) The two products are diastereomeric quaternary ammonium chlorides that differ in the configuration at the nitrogen atom.

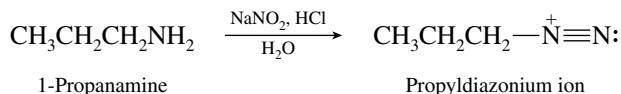


4-*tert*-Butyl-*N*-methylpiperidine

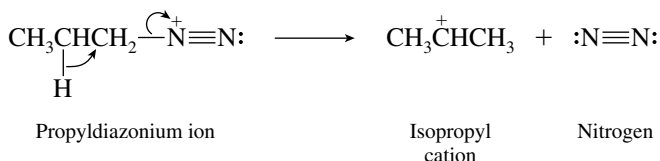
- (c) Tetramethylammonium hydroxide cannot undergo Hofmann elimination. The only reaction that can take place is nucleophilic substitution.



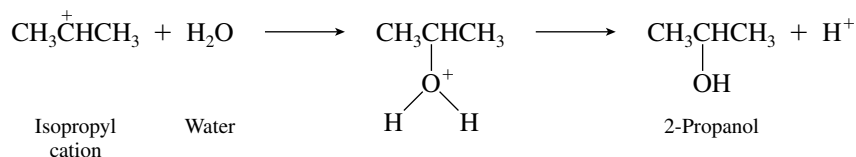
- (d) The key intermediate in the reaction of an amine with nitrous acid is the corresponding diazonium ion.



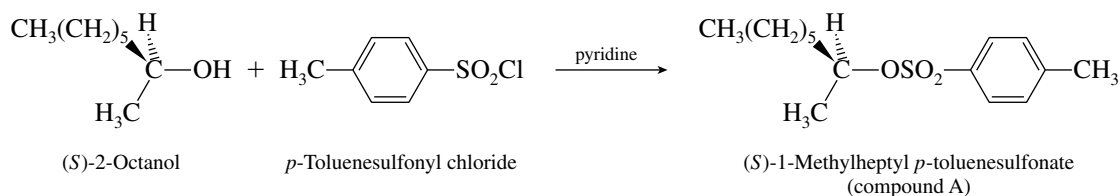
Loss of nitrogen from this diazonium ion is accompanied by a hydride shift to form a secondary carbocation.



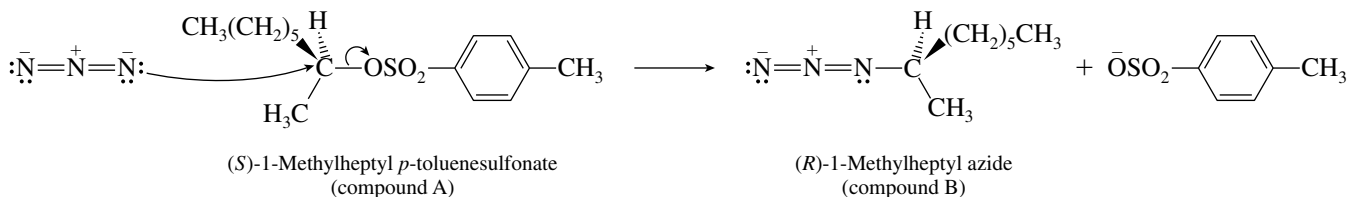
Capture of isopropyl cation by water yields the major product of the reaction, 2-propanol.



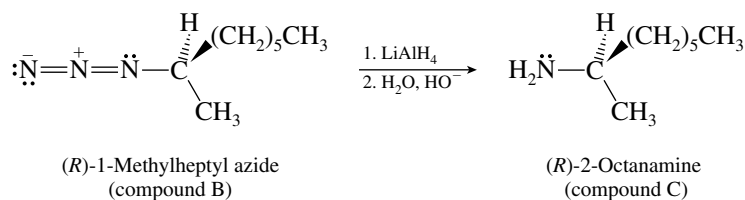
- 22.37** Alcohols are converted to *p*-toluenesulfonate esters by reaction with *p*-toluenesulfonyl chloride. None of the bonds to the stereogenic center is affected in this reaction.



Displacement of the *p*-toluenesulfonate leaving group by sodium azide in an $\text{S}_{\text{N}}2$ process and proceeds with inversion of configuration.

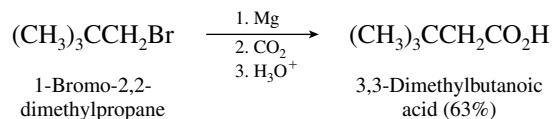


Reduction of the azide yields a primary amine. A nitrogen–nitrogen bond is cleaved; all the bonds to the stereogenic center remain intact.

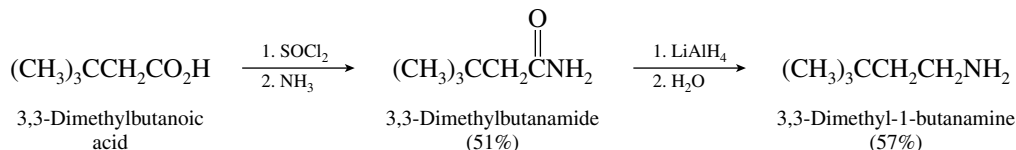


- 22.38** (a) The overall transformation can be expressed as $\text{RBr} \rightarrow \text{RCH}_2\text{NH}_2$. In many cases this can be carried out via a nitrile, as $\text{RBr} \rightarrow \text{RCN} \rightarrow \text{RCH}_2\text{NH}_2$. In this case, however, the substrate is 1-bromo-2,2-dimethylpropane, an alkyl halide that reacts very slowly in nucleophilic substi-

tution processes. Carbon–carbon bond formation with 1-bromo-2,2-dimethylpropane can be achieved more effectively by carboxylation of the corresponding Grignard reagent.

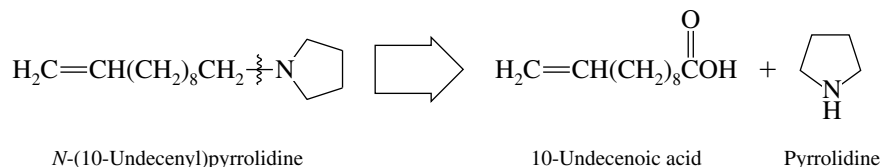


The carboxylic acid can then be converted to the desired amine by reduction of the derived amide.

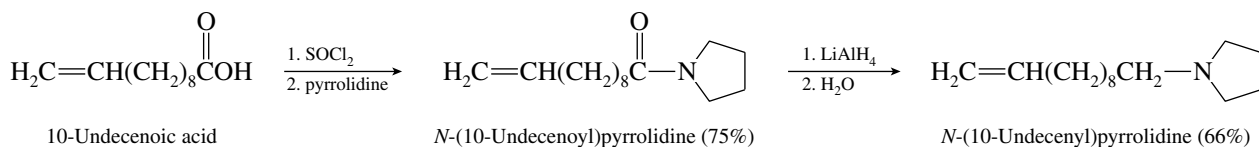


The yields listed in parentheses are those reported in the chemical literature for this synthesis.

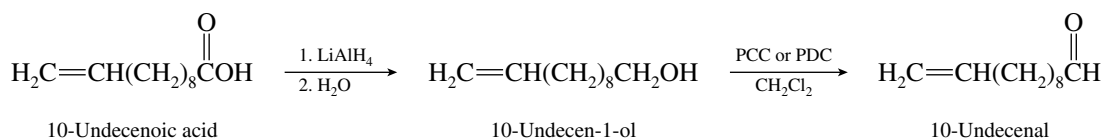
(b) Consider the starting materials in relation to the desired product.



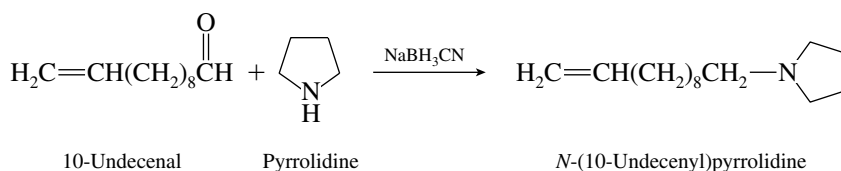
The synthetic tasks are to form the necessary carbon–nitrogen bond and to reduce the carbonyl group to a methylene group. This has been accomplished by way of the amide as a key intermediate.



A second approach utilizes reductive amination following conversion of the starting carboxylic acid to an aldehyde.



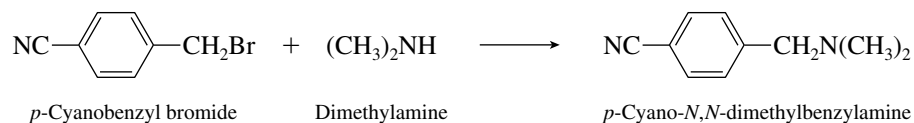
The reducing agent in the reductive amination process cannot be hydrogen, because that would result in hydrogenation of the double bond. Sodium cyanoborohydride is required.



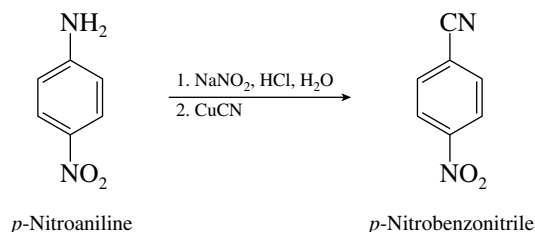
(c) It is stereochemistry that determines the choice of which synthetic method to employ in introducing the amine group. The carbon–nitrogen bond must be formed with inversion of

The reaction shown in the equation has been reported in the chemical literature and gave the benzylic bromide in 60% yield.

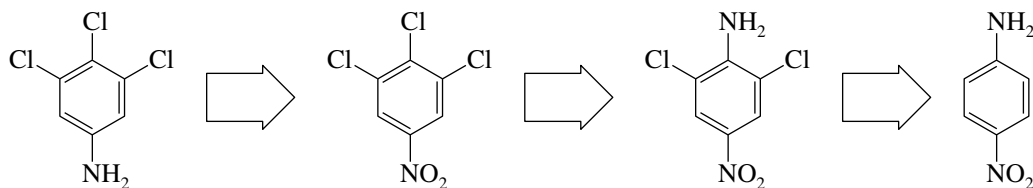
Treatment of this bromide with dimethylamine gives the desired product. (The isolated yield was 83% by this method.)



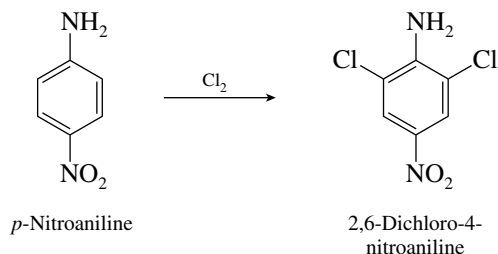
- 22.39 (a) This problem illustrates the application of the Sandmeyer reaction to the preparation of aryl cyanides. Diazotization of *p*-nitroaniline followed by treatment with copper(I) cyanide converts it to *p*-nitrobenzonitrile.



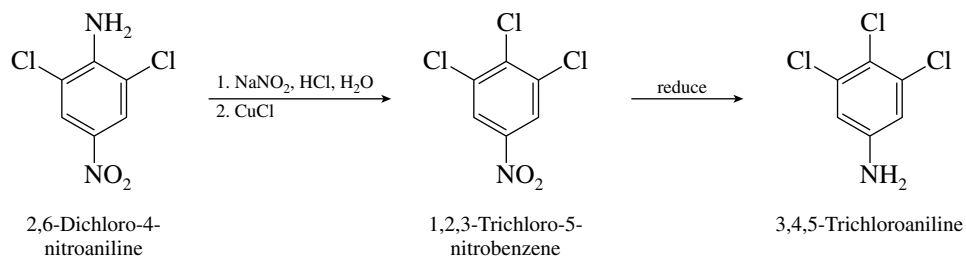
- (b) An acceptable pathway becomes apparent when it is realized that the amino group in the product is derived from the nitro group of the starting material. Two chlorines are introduced by electrophilic aromatic substitution, the third by a Sandmeyer reaction.



Two of the required chlorine atoms can be introduced by chlorination of the starting material, *p*-nitroaniline.

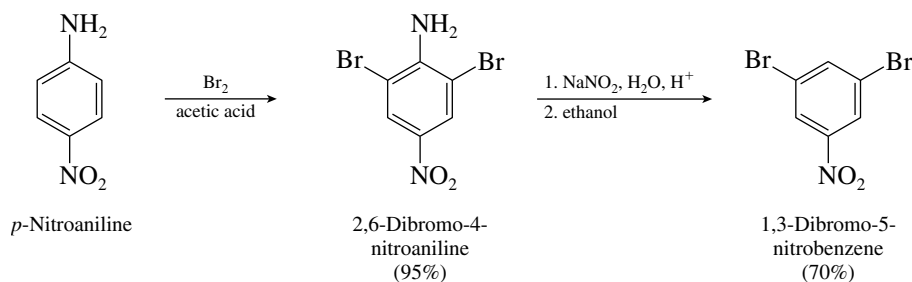


The third chlorine can be introduced via the Sandmeyer reaction. Reduction of the nitro group completes the synthesis of 3,4,5-trichloroaniline.



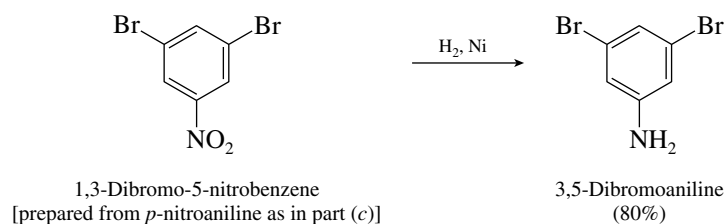
The reduction step has been carried out by hydrogenation with a nickel catalyst in 70% yield.

- (c) The amino group that is present in the starting material facilitates the introduction of the bromine substituents, and is then removed by reductive deamination.

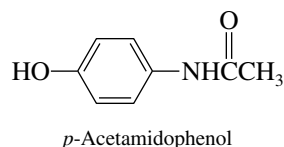


Hypophosphorous acid has also been used successfully in the reductive deamination step.

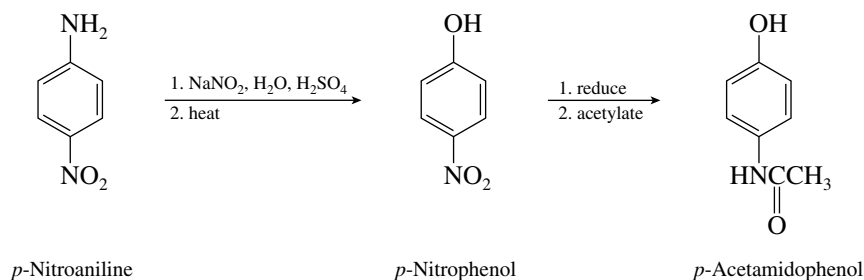
- (d) Reduction of the nitro group of the 1,3-dibromo-5-nitrobenzene prepared in the preceding part of this problem gives the desired product. The customary reducing agents used for the reduction of nitroarenes would all be suitable.



- (e) The synthetic objective is

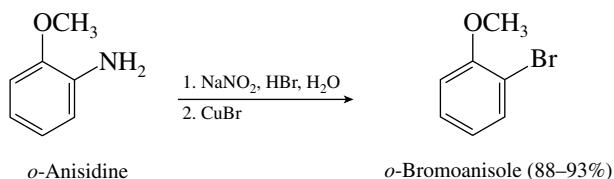


This compound, known as **acetaminophen** and used as an analgesic to reduce fever and relieve minor pain, may be prepared from *p*-nitroaniline by way of *p*-nitrophenol.

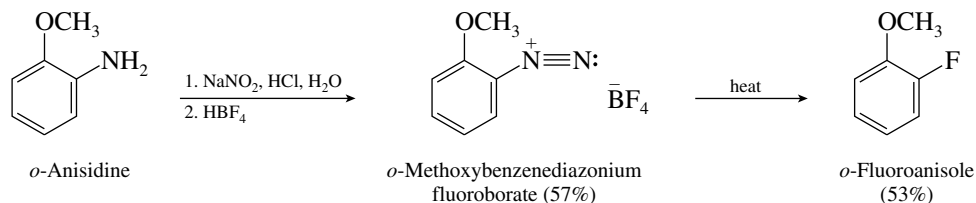


Any of the customary reducing agents suitable for converting aryl nitro groups to arylamines (Fe, HCl; Sn, HCl; H₂, Ni) may be used. Acetylation of *p*-aminophenol may be carried out with acetyl chloride or acetic anhydride. The amino group of *p*-aminophenol is more nucleophilic than the hydroxyl group and is acetylated preferentially.

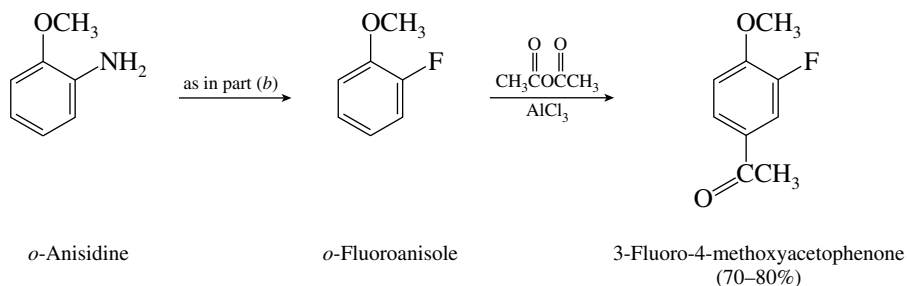
- 22.40 (a) Replacement of an amino substituent by a bromine is readily achieved by the Sandmeyer reaction.



- (b) This conversion demonstrates the replacement of an amino substituent by fluorine via the Schiemann reaction.

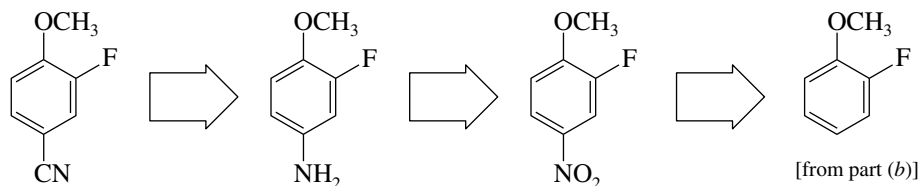


- (c) We can use the *o*-fluoroanisole prepared in part (b) to prepare 3-fluoro-4-methoxyacetophenone by Friedel–Crafts acylation.

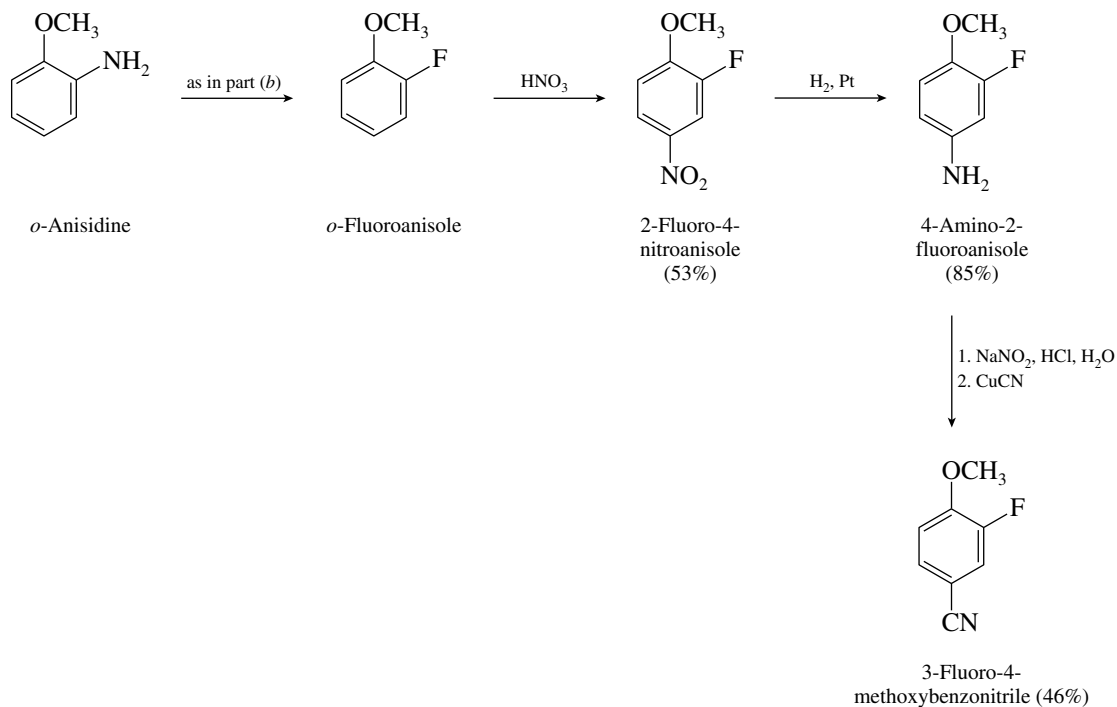


Remember from Section 12.16 that it is the more activating substituent that determines the regioselectivity of electrophilic aromatic substitution when an arene bears two different substituents. Methoxy is a strongly activating substituent; fluorine is slightly deactivating. Friedel–Crafts acylation takes place at the position para to the methoxy group.

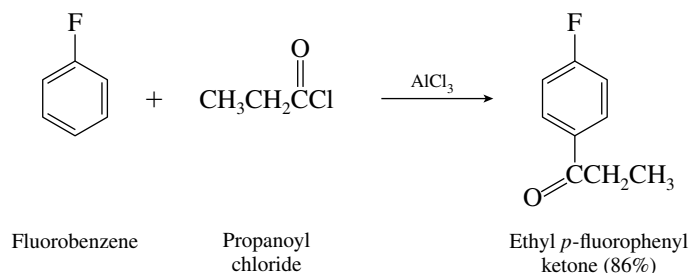
- (d) The *o*-fluoroanisole prepared in part (b) serves nicely as a precursor to 3-fluoro-4-methoxybenzonitrile via diazonium salt chemistry.



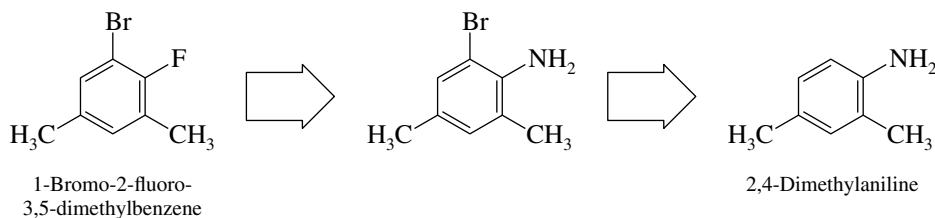
The desired sequence of reactions to carry out the synthesis is



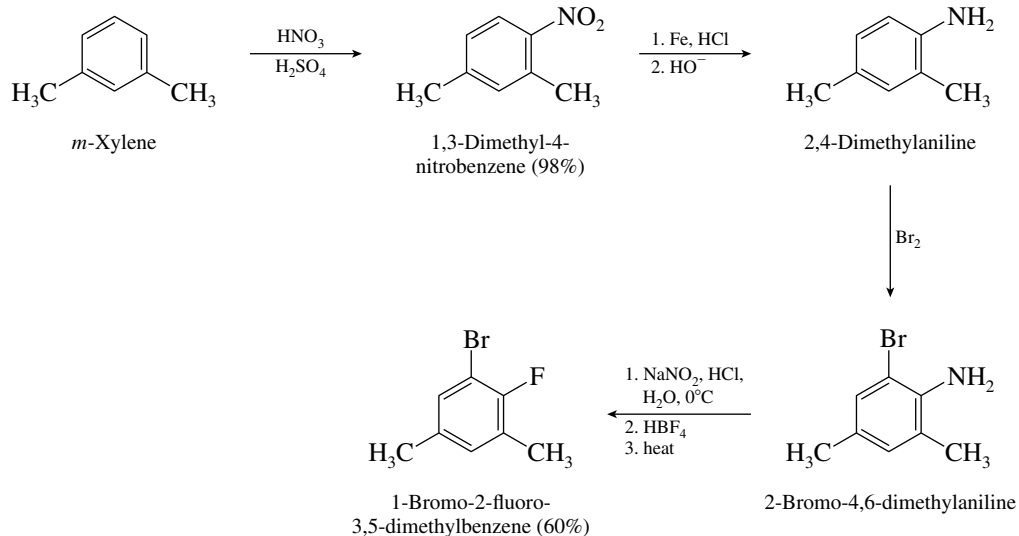
Fluorobenzene is prepared from aniline by the Schiemann reaction, shown in Section 22.18. Aniline is, of course, prepared from benzene via nitrobenzene. Friedel–Crafts acylation of fluorobenzene has been carried out with the results shown and gives the required ethyl *p*-fluorophenyl ketone as the major product.



- (c) Our synthetic plan is based on the essential step of forming the fluorine derivative from an amine by way of a diazonium salt.

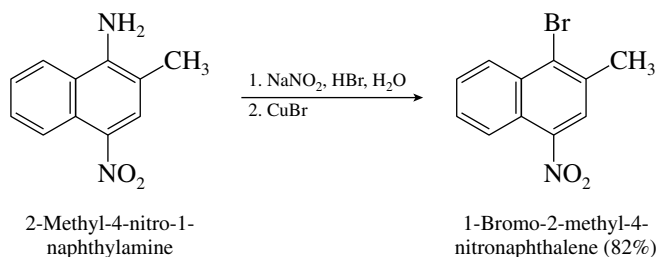


The required substituted aniline is derived from *m*-xylene by a standard synthetic sequence.

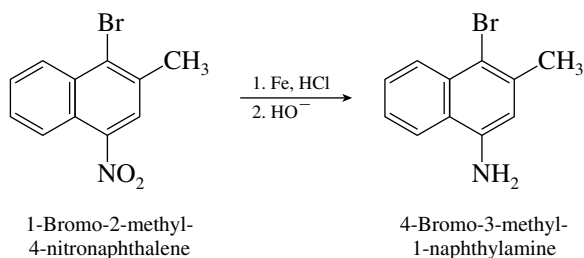


- (d) In this problem two nitrogen-containing groups of the starting material are each to be replaced by a halogen substituent. The task is sufficiently straightforward that it may be confronted directly.

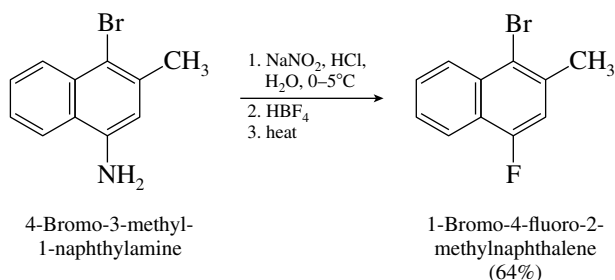
Replace amino group by bromine:



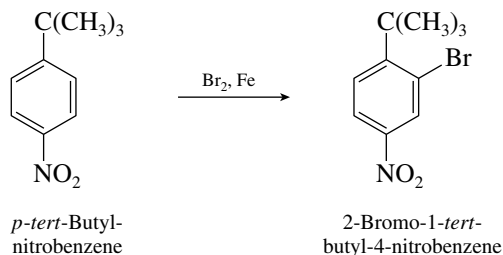
Reduce nitro group to amine:



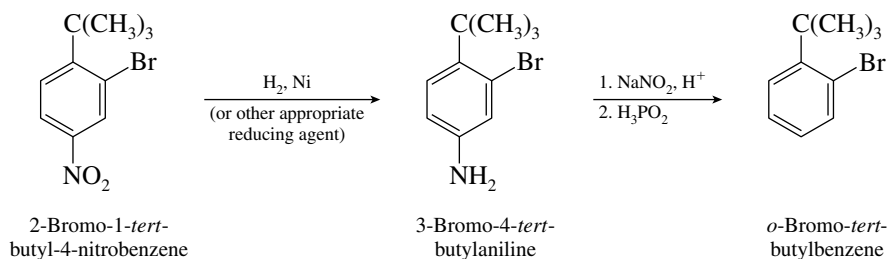
Replace amino group by fluorine:



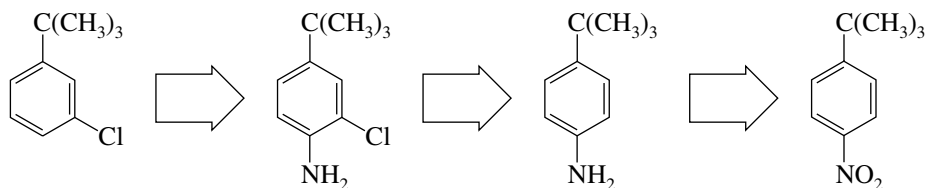
- (e) Bromination of the starting material will introduce the bromine substituent at the correct position, that is, ortho to the *tert*-butyl group.



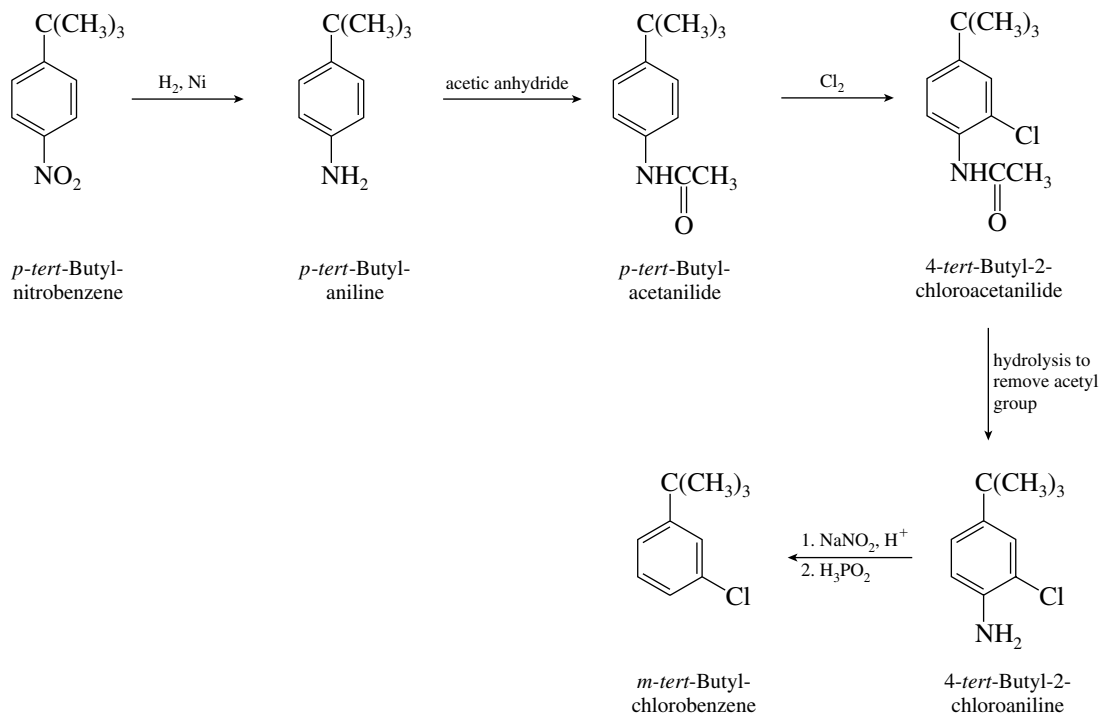
The desired product will be obtained if the nitro group can be removed. This is achieved by its conversion to the corresponding amine, followed by reductive deamination.



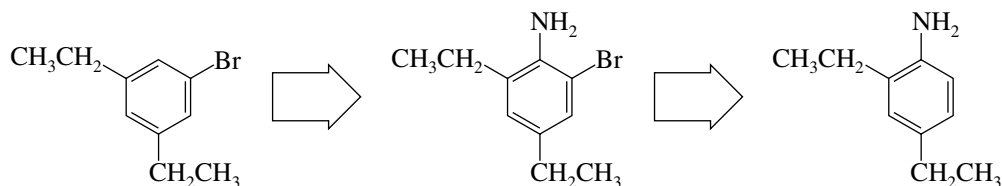
- (f) The proper orientation of the chlorine substituent can be achieved only if it is introduced after the nitro group is reduced.



The correct sequence of reactions to carry out this synthesis is shown.

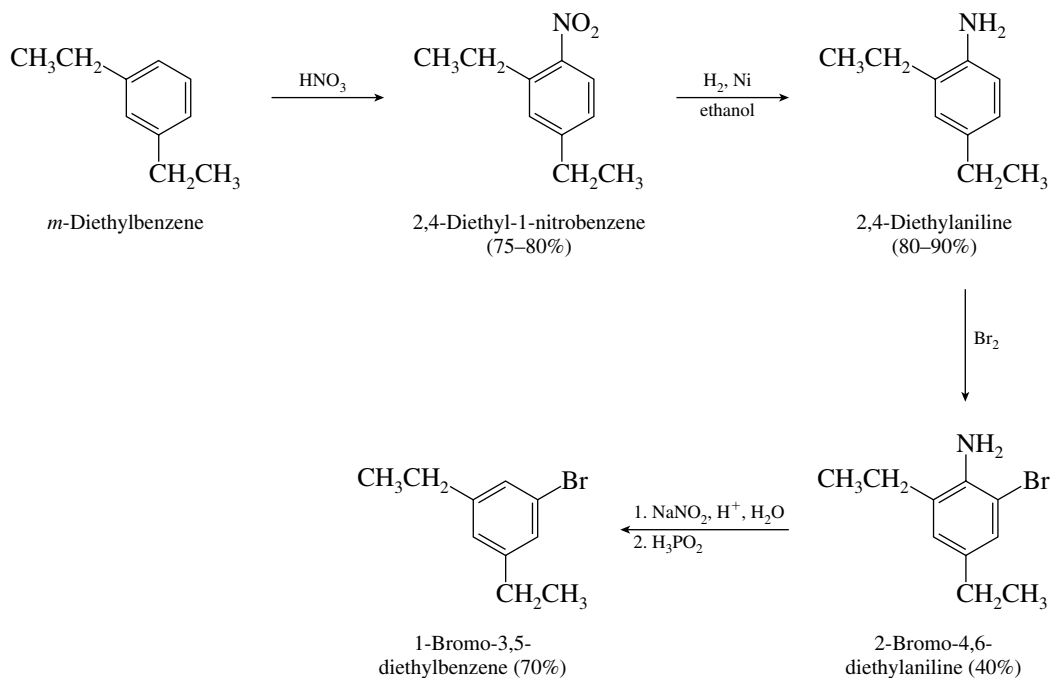


- (g) The orientation of substituents in the target molecule can be achieved by using an amino group to control the regiochemistry of bromination, then removing it by reductive deamination.

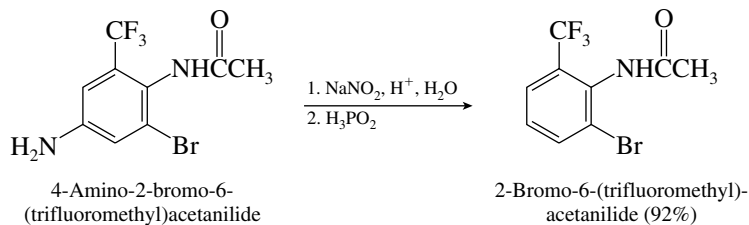


The amino group is introduced in the standard fashion by nitration of an arene followed by reduction.

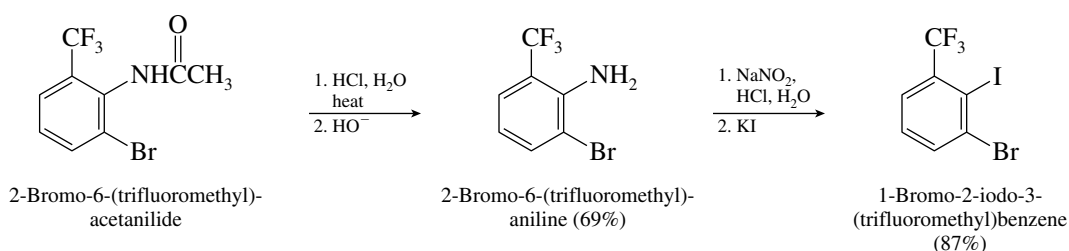
This analysis leads to the synthesis shown.



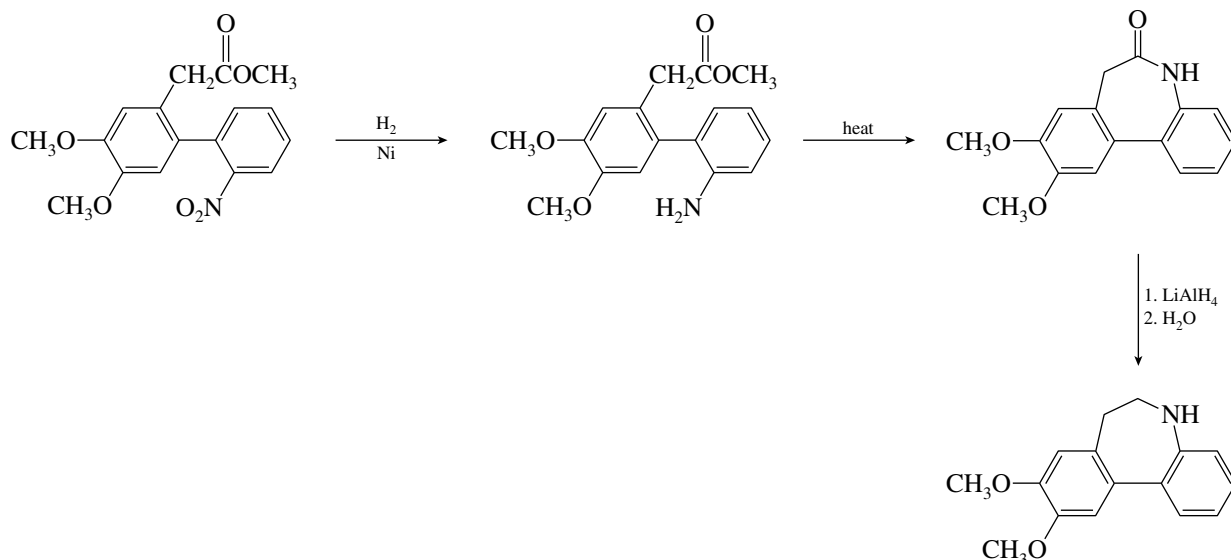
- (h) In this exercise the two nitrogen substituents are differentiated; one is an amino nitrogen, the other an amide nitrogen. By keeping them differentiated they can be manipulated independently. Remove one amino group completely before deprotecting the other.



Once the acetyl group has been removed by hydrolysis, the molecule is ready for introduction of the iodo substituent by way of a diazonium salt.

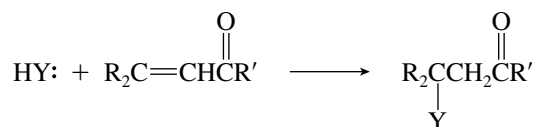


- (i) To convert the designated starting material to the indicated product, both the nitro group and the ester function must be reduced and a carbon–nitrogen bond must be formed. Converting the starting material to an amide gives the necessary carbon–nitrogen bond and has the advantage that amides can be reduced to amines by lithium aluminum hydride. The amide can be formed intramolecularly by reducing the nitro group to an amine, then heating to cause cyclization.



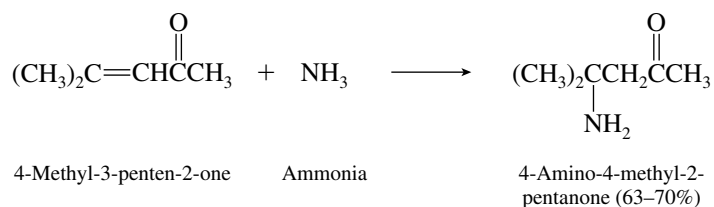
This synthesis is the one described in the chemical literature. Other routes are also possible, but the one shown is short and efficient.

22.42 Weakly basic nucleophiles react with α,β -unsaturated carbonyl compounds by conjugate addition.

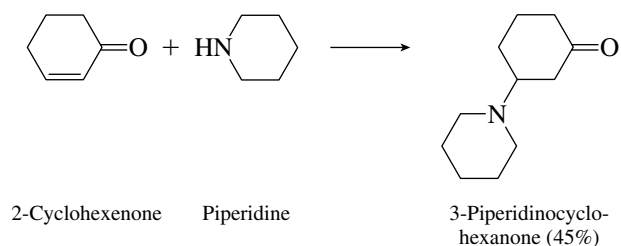


Ammonia and its derivatives are very prone to react in this way; thus conjugate addition provides a method for the preparation of β -amino carbonyl compounds.

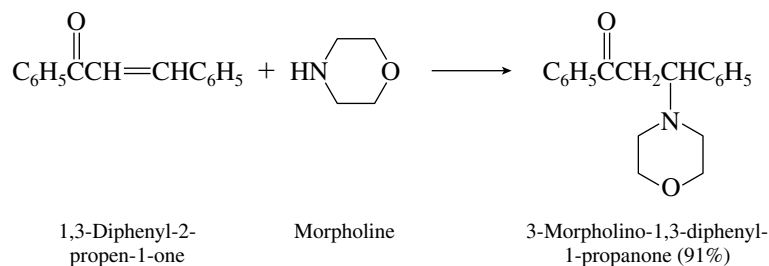
(a)



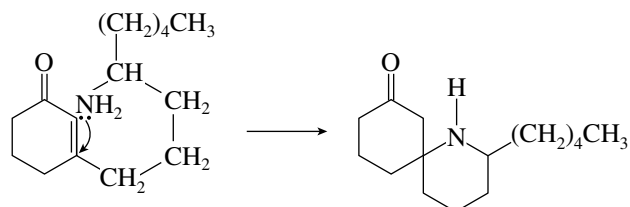
(b)



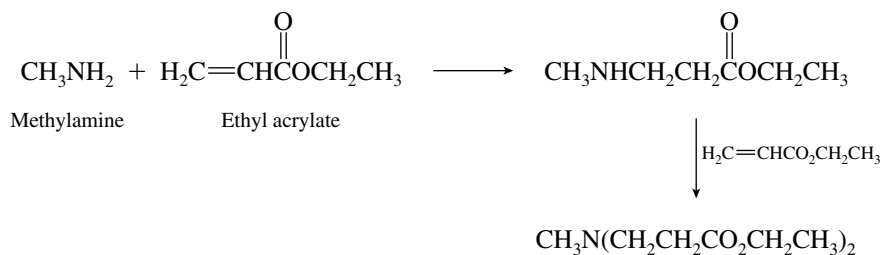
(c)



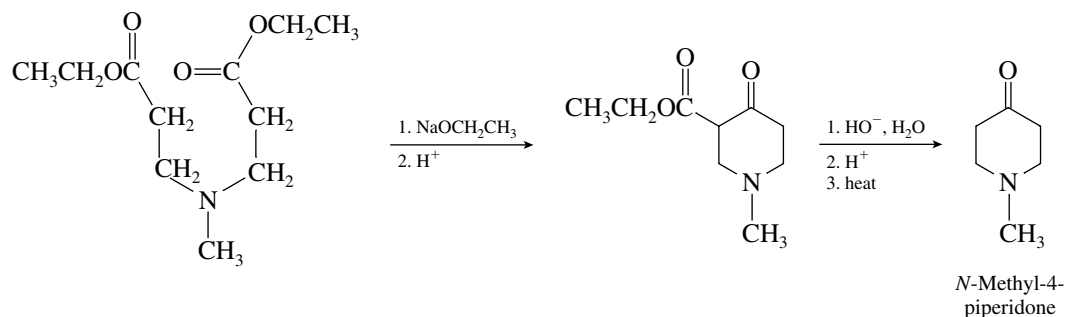
(d) The conjugate addition reaction that takes place in this case is an intramolecular one and occurs in virtually 100% yield.



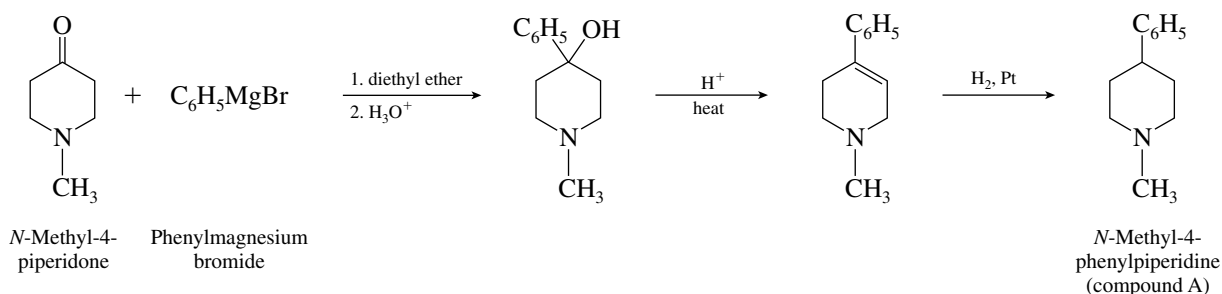
22.43 The first step in the synthesis is the conjugate addition of methylamine to ethyl acrylate. Two sequential Michael addition reactions take place.



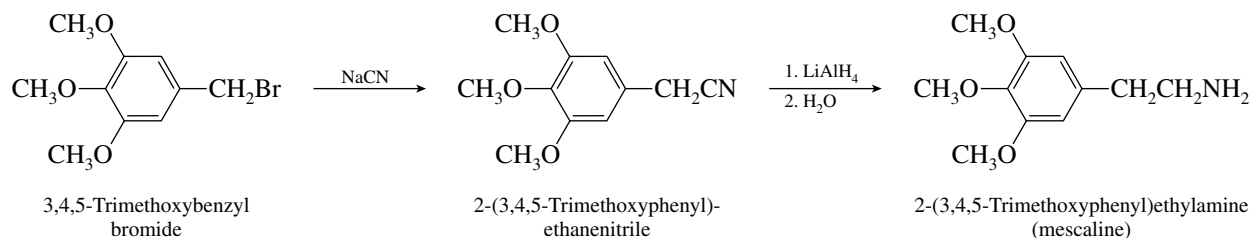
Conversion of this intermediate to the desired *N*-methyl-4-piperidone requires a Dieckmann cyclization followed by decarboxylation of the resulting β -keto ester.



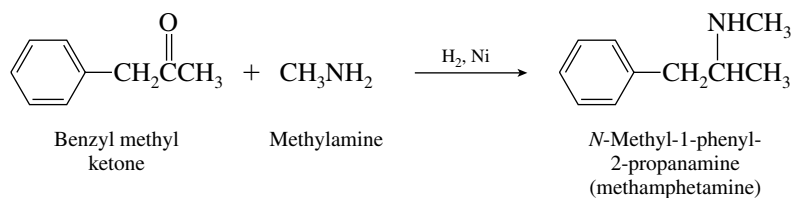
Treatment of *N*-methyl-4-piperidone with the Grignard reagent derived from bromobenzene gives a tertiary alcohol that can be dehydrated to an alkene. Hydrogenation of the alkene completes the synthesis.



- 22.44** Sodium cyanide reacts with alkyl bromides by the S_N2 mechanism. Reduction of the cyano group with lithium aluminum hydride yields a primary amine. This reveals the structure of mescaline to be 2-(3,4,5-trimethoxyphenyl)ethylamine.

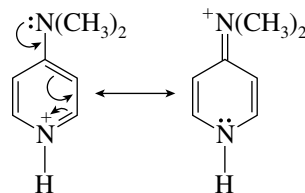


- 22.45** Reductive amination of a ketone with methylamine yields a secondary amine. Methamphetamine is *N*-methyl-1-phenyl-2-propanamine.



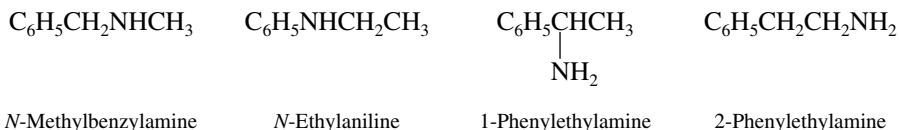
- 22.46** There is no obvious reason why the dimethylamino group in 4-(*N,N*-dimethylamino)pyridine should be appreciably more basic than it is in *N,N*-dimethylaniline; it is the ring nitrogen of

4-(*N,N*-dimethylamino)pyridine that is more basic. Note that protonation of the ring nitrogen permits delocalization of the dimethylamino lone pair and dispersal of the positive charge.

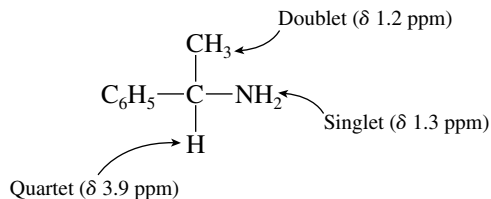


Most stable protonated form of
4-(*N,N*-dimethylamino)pyridine

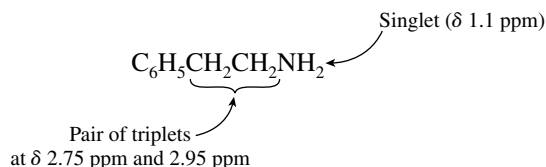
- 22.47** The ^1H NMR spectrum of each isomer shows peaks corresponding to five aromatic protons, so compounds A and B each contain a monosubstituted benzene ring. Only four compounds of molecular formula $\text{C}_8\text{H}_{11}\text{N}$ meet this requirement.



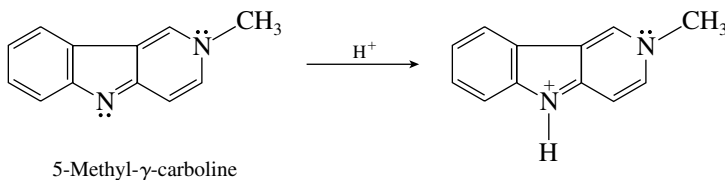
Neither ^1H NMR spectrum is consistent with *N*-methylbenzylamine, which would have two singlets due to the methyl and methylene groups. Likewise, the spectra are not consistent with *N*-ethylaniline, which would exhibit the characteristic triplet–quartet pattern of an ethyl group. Although a quartet occurs in the spectrum of compound A, it corresponds to only one proton, not the two that an ethyl group requires. The one-proton quartet in compound A arises from an $\text{H}-\text{C}-\text{CH}_3$ unit. Compound A is 1-phenylethylamine.



Compound B has an ^1H NMR spectrum that fits 2-phenylethylamine.

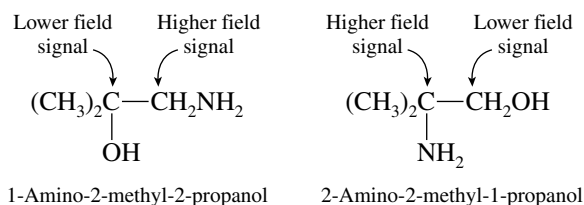


- 22.48** Only the unshared electron pair on nitrogen that is not part of the π electron cloud of the aromatic system will be available for protonation. Treatment of 5-methyl- γ -carboline with acid will give the salt shown.



- 22.49** Write the structural formulas for the two possible compounds given in the problem and consider how their ^{13}C NMR spectra will differ from each other. Both will exhibit their CH_3 carbons at high field signal, but they differ in the positions of their CH_2 and quaternary carbons. A carbon bonded to

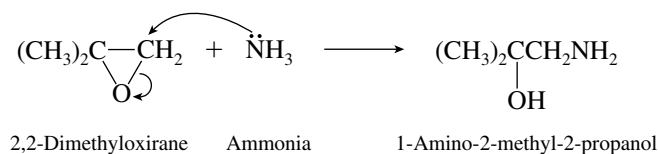
nitrogen is more shielded than one bonded to oxygen, because nitrogen is less electronegative than oxygen.



In one isomer the lowest field signal is a quaternary carbon; in the other it is a CH₂ group. The spectrum shown in Figure 22.10 shows the lowest field signal as a CH₂ group. The compound is therefore 2-amino-2-methyl-1-propanol, $(\text{CH}_3)_2\text{CCH}_2\text{OH}$.



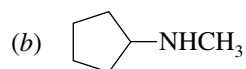
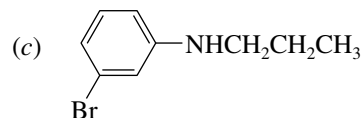
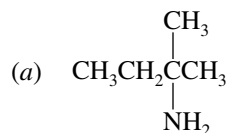
This compound *cannot* be prepared by reaction of ammonia with an epoxide, because in basic solution nucleophiles attack epoxides at the less hindered carbon, and therefore epoxide ring opening will give 1-amino-2-methyl-2-propanol rather than 2-amino-2-methyl-1-propanol.



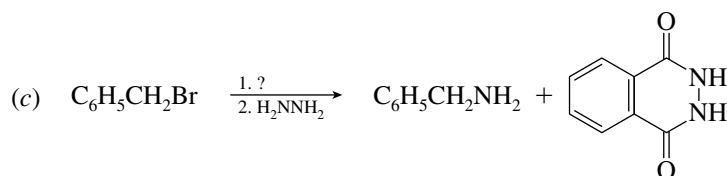
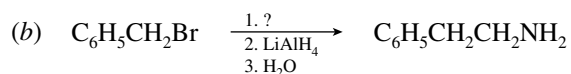
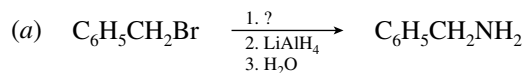
SELF-TEST

PART A

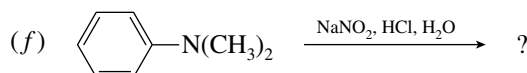
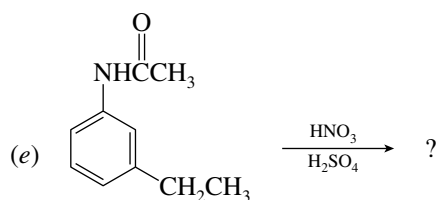
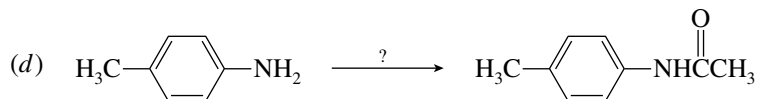
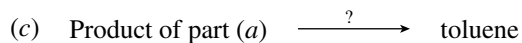
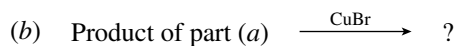
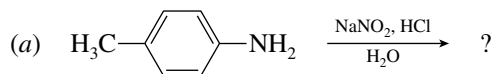
A-1. Give an acceptable name for each of the following. Identify each compound as a primary, secondary, or tertiary amine.



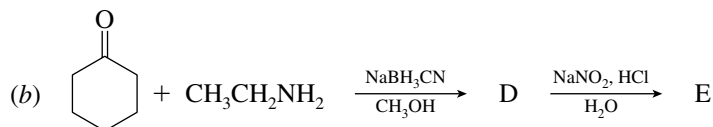
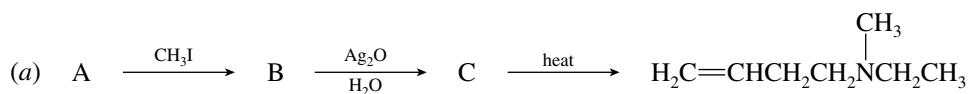
A-2. Provide the correct structure of the reagent omitted from each of the following reactions:



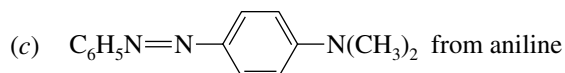
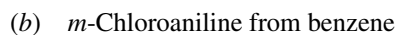
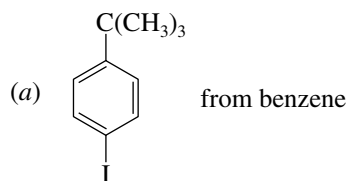
A-3. Provide the missing component (reactant, reagent, or product) for each of the following:



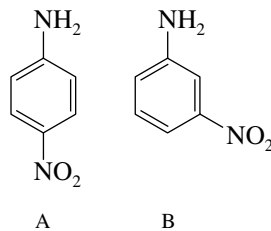
A-4. Provide structures for compounds A through E in the following reaction sequences:



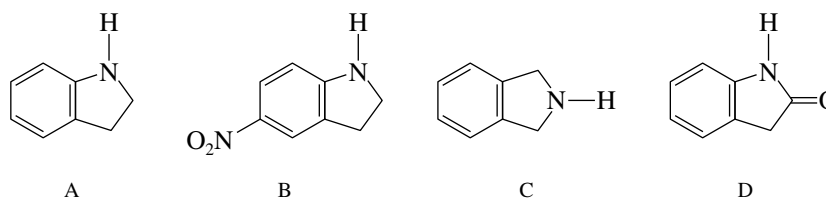
A-5. Give the series of reaction steps involved in the following synthetic conversions:



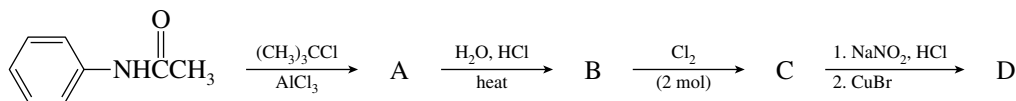
- A-6. *p*-Nitroaniline (A) is less basic than *m*-nitroaniline (B). Using resonance structures, explain the reason for this difference.



- A-7. Identify the strongest and weakest bases among the following:

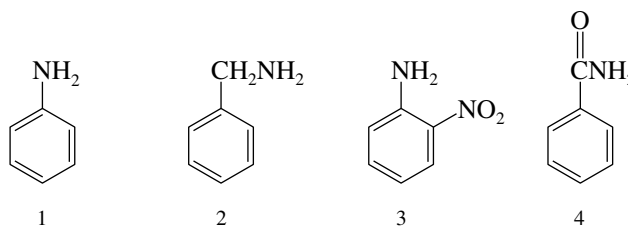


- A-8. Write the structures of the compounds A–D formed in the following reaction sequence:



PART B

- B-1. Which of the following is a secondary amine?
- 2-Butanamine
 - N*-Ethyl-2-pentanamine
 - N*-Methylpiperidine
 - N,N*-Dimethylcyclohexylamine
- B-2. Which of the following C_8H_9NO isomers is the weakest base?
- o*-Aminoacetophenone
 - m*-Aminoacetophenone
 - p*-Aminoacetophenone
 - Acetanilide
- B-3. Rank the following compounds in order of increasing basicity (weakest \rightarrow strongest):

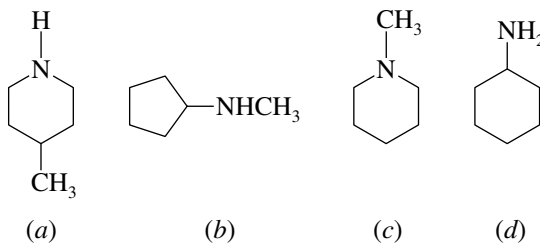


- $4 < 2 < 1 < 3$
- $4 < 1 < 3 < 2$
- $4 < 3 < 1 < 2$
- $2 < 1 < 3 < 4$

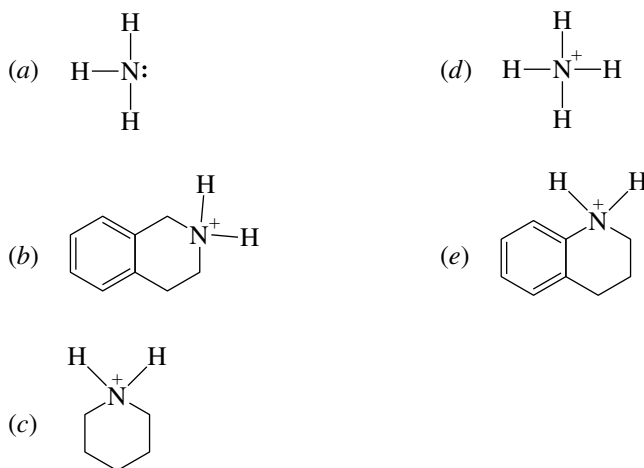
B-4. Which of the following arylamines will *not* form a diazonium salt on reaction with sodium nitrite in hydrochloric acid?

- (a) *m*-Ethylaniline
 (b) 4-Chloro-2-nitroaniline
 (c) *p*-Aminoacetophenone
 (d) *N*-Ethyl-2-methylaniline

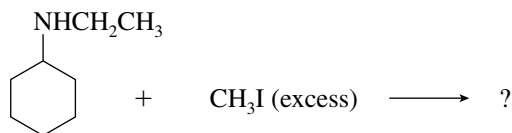
B-5. The amines shown are isomers. Choose the one with the lowest boiling point.



B-6. Which of the following is the strongest acid?




B-7. The reaction



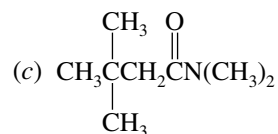
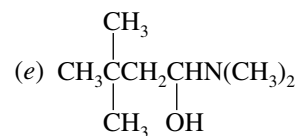
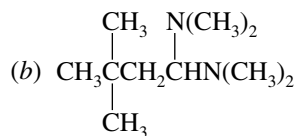
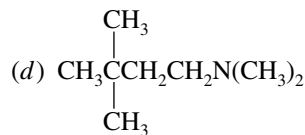
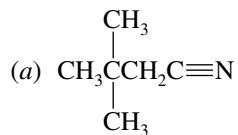
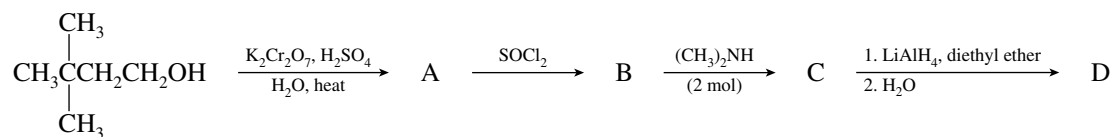
gives as final product

- (a) A primary amine
 (b) A secondary amine
 (c) A tertiary amine
 (d) A quaternary ammonium salt

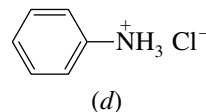
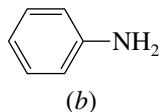
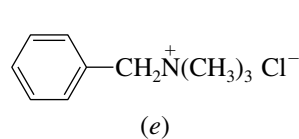
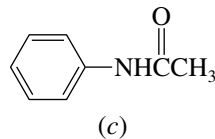
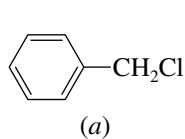
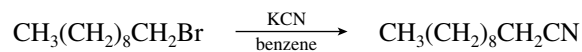
B-8. A substance is soluble in dilute aqueous HCl and has a single peak in the region $3200\text{--}3500\text{ cm}^{-1}$ in its infrared spectrum. Which of the following best fits the data?



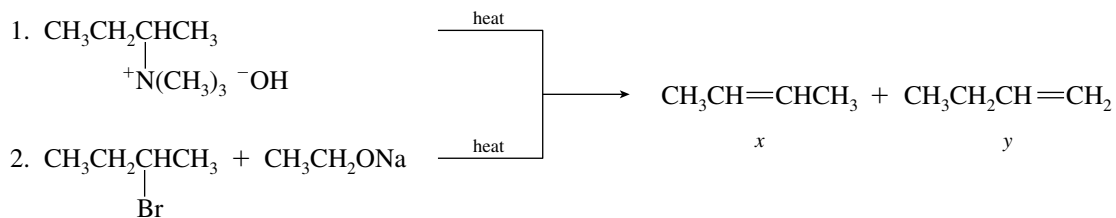
B-9. Identify product D in the following reaction sequence:



B-10. Which one of the following is the best catalyst for the reaction shown?

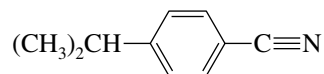


B-11. What will be the *major* product of each of the two reactions shown?



- (a) 1x, 2x (b) 1x, 2y (c) 1y, 2x (d) 1y, 2y

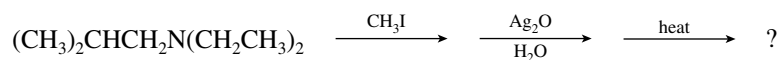
B-12. Which sequence represents the best synthesis of 4-isopropylbenzotrile?



4-Isopropylbenzotrile

- (a) 1. Benzene + $(\text{CH}_3)_2\text{CHCl}$, AlCl_3 ; 2. Br_2 , FeBr_3 ; 3. KCN
 (b) 1. Benzene + $(\text{CH}_3)_2\text{CHCl}$, AlCl_3 ; 2. HNO_3 , H_2SO_4 ; 3. Fe , HCl ; 4. NaOH ; 5. NaNO_2 , HCl , H_2O ; 6. CuCN
 (c) 1. Benzene + $(\text{CH}_3)_2\text{CHCl}$, AlCl_3 ; 2. HNO_3 , H_2SO_4 ; 3. Fe , HCl ; 4. NaOH ; 5. KCN
 (d) 1. Benzene + HNO_3 , H_2SO_4 ; 2. $(\text{CH}_3)_2\text{CHCl}$, AlCl_3 ; 3. Fe , HCl ; 4. NaOH ; 5. NaNO_2 , HCl , H_2O ; 6. CuCN
 (e) 1. Benzene + HNO_3 , H_2SO_4 ; 2. Fe , HCl ; 3. NaOH ; 4. NaNO_2 , HCl , H_2O ; 5. CuCN ; 6. $(\text{CH}_3)_2\text{CHCl}$, AlCl_3


B-13. The major products from the following sequence of reactions are



- (a) $(\text{CH}_3)_2\text{CHCH}_2\text{NH}_2 + \text{H}_2\text{C}=\text{CH}_2$
 (b) $(\text{CH}_3)_2\text{NCH}_2\text{CH}_3 + \text{H}_2\text{C}=\text{C}(\text{CH}_3)_2$
 (c) $(\text{CH}_3)_2\text{CHCH}_2\overset{\text{CH}_3}{\text{N}}\text{CH}_2\text{CH}_3 + \text{H}_2\text{C}=\text{CH}_2$
 (d) $(\text{CH}_3)_3\overset{+}{\text{N}}\text{CH}_2\text{CH}_3 \text{I}^- + \text{H}_2\text{C}=\text{CH}_2$
 (e) None of these combinations of products is correct.

B-14. Which compound yields an *N*-nitrosoamine after treatment with nitrous acid (NaNO_2 , HCl)?

- (a) (d)
- (b) (e)
- (c)

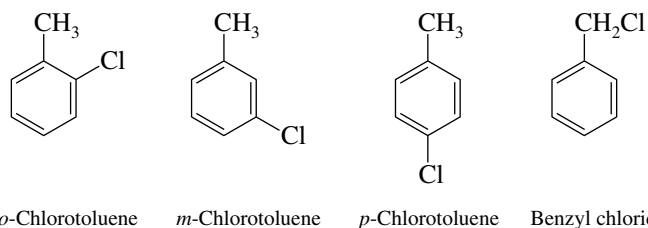


CHAPTER 23

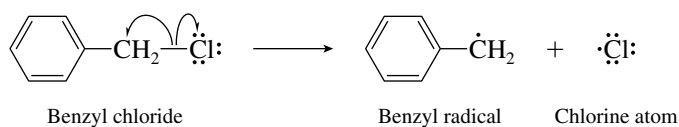
ARYL HALIDES

SOLUTIONS TO TEXT PROBLEMS

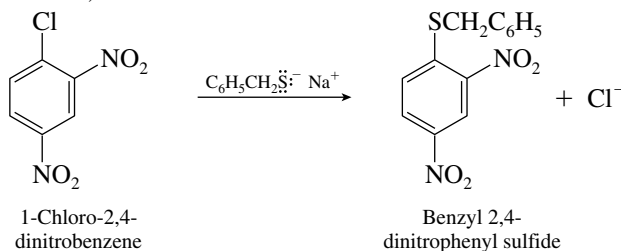
- 23.1 There are four isomers of C_7H_7Cl that contain a benzene ring, namely, *o*-, *m*-, and *p*-chlorotoluene and benzyl chloride.



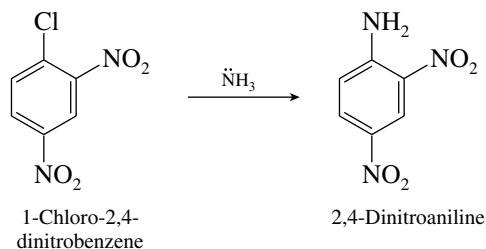
Of this group only benzyl chloride is not an aryl halide; its halogen is not attached to the aromatic ring but to an sp^3 -hybridized carbon. Benzyl chloride has the weakest carbon–halogen bond, its measured carbon–chlorine bond dissociation energy being only 293 kJ/mol (70 kcal/mol). Homolytic cleavage of this bond produces a resonance-stabilized benzyl radical.



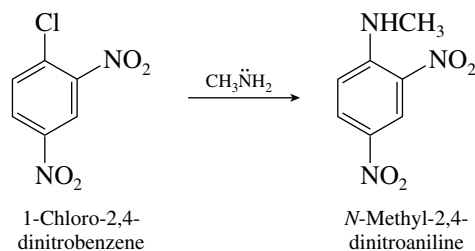
- 23.2 (b) The negatively charged sulfur in $C_6H_5CH_2S^- Na^+$ is a good nucleophile, which displaces chloride from 1-chloro-2,4-dinitrobenzene.



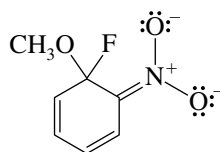
- (c) The nitrogen in ammonia has an unshared electron pair and is nucleophilic; it displaces chloride from 1-chloro-2,4-dinitrobenzene.



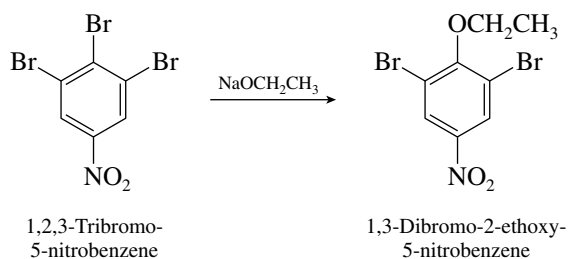
- (d) As with ammonia, methylamine is nucleophilic and displaces chloride.



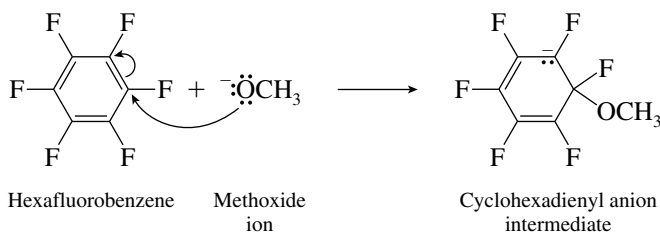
- 23.3 The most stable resonance structure for the cyclohexadienyl anion formed by reaction of methoxide ion with *o*-fluoronitrobenzene involves the nitro group and has the negative charge on oxygen.



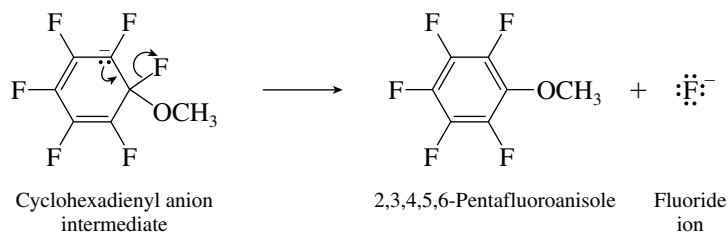
- 23.4 The positions that are activated toward nucleophilic attack are those that are ortho and para to the nitro group. Among the carbons that bear a bromine leaving group in 1,2,3-tribromo-5-nitrobenzene, only C-2 satisfies this requirement.



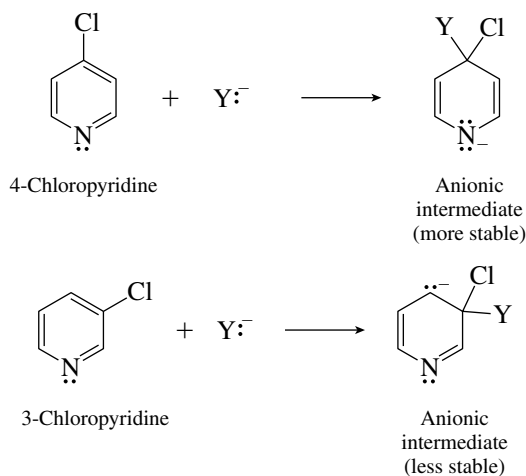
- 23.5 Nucleophilic addition occurs in the rate-determining step at one of the six equivalent carbons of hexafluorobenzene to give the cyclohexadienyl anion intermediate.



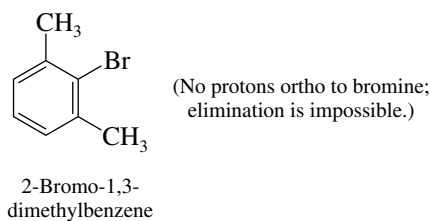
Elimination of fluoride ion from the cyclohexadienyl anion intermediate restores the aromaticity of the ring and completes the reaction.



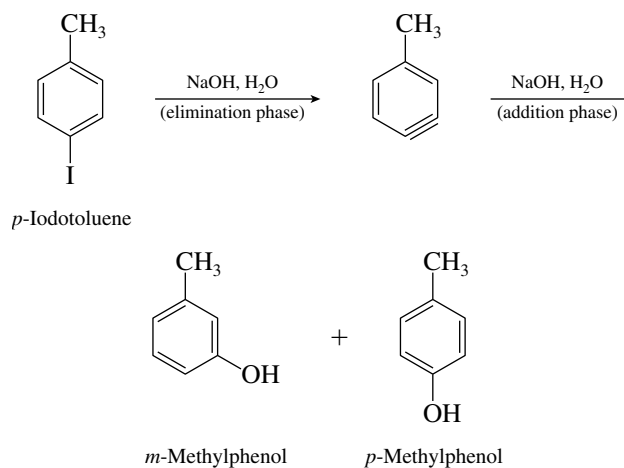
- 23.6** 4-Chloropyridine is more reactive toward nucleophiles than 3-chloropyridine because the anionic intermediate formed by reaction of 4-chloropyridine has its charge on nitrogen. Because nitrogen is more electronegative than carbon, the intermediate is more stable.



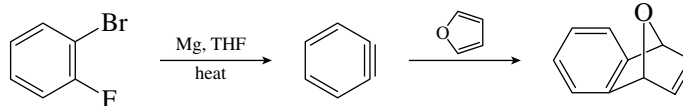
- 23.7** The aryl halide is incapable of elimination and so cannot form the benzyne intermediate necessary for substitution by the elimination–addition pathway.



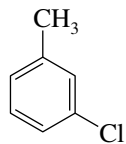
- 23.8** The aryne intermediate from *p*-iodotoluene can undergo addition of hydroxide ion at the position meta to the methyl group or para to it. The two isomeric phenols are *m*- and *p*-methylphenol.



23.9 The “triple bond” of benzyne adds to the diene system of furan.

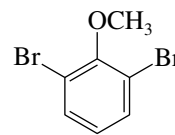


23.10 (a)



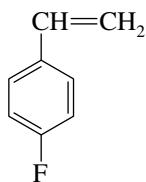
m-Chlorotoluene

(b)



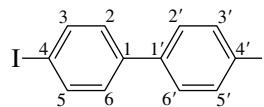
2,6-Dibromoanisole

(c)



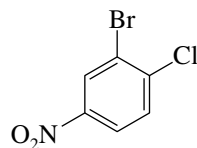
p-Fluorostyrene

(d)



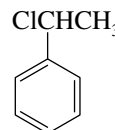
4,4'-Diiodobiphenyl

(e)



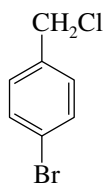
2-Bromo-1-chloro-4-nitrobenzene

(f)



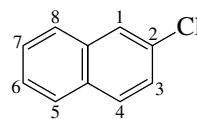
1-Chloro-1-phenylethane
(Note: This compound is not an aryl halide.)

(g)



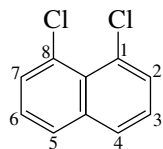
p-Bromobenzyl chloride

(h)



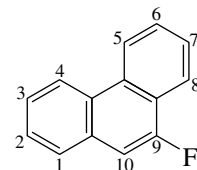
2-Chloronaphthalene

(i)



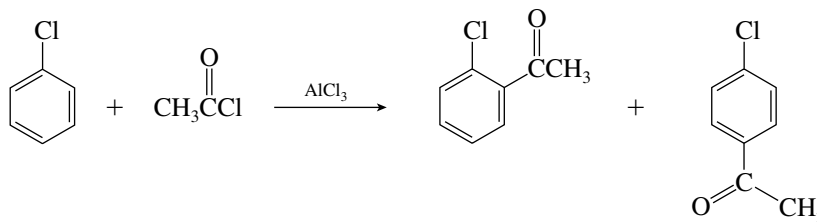
1,8-Dichloronaphthalene

(j)



9-Fluorophenanthrene

23.11 (a) Chlorine is a weakly deactivating, ortho, para-directing substituent.



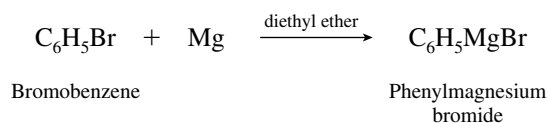
Chlorobenzene

Acetyl chloride

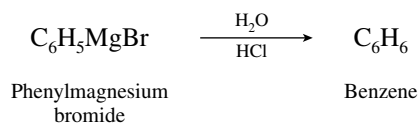
o-Chloroacetophenone

p-Chloroacetophenone

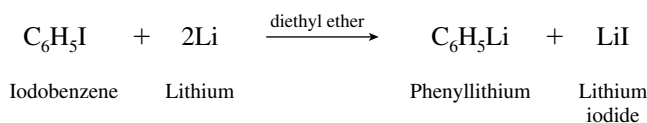
- (b) Bromobenzene reacts with magnesium to give a Grignard reagent.



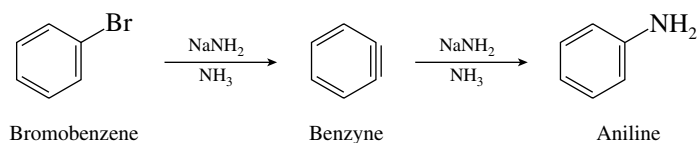
- (c) Protonation of the Grignard reagent in part (b) converts it to benzene.



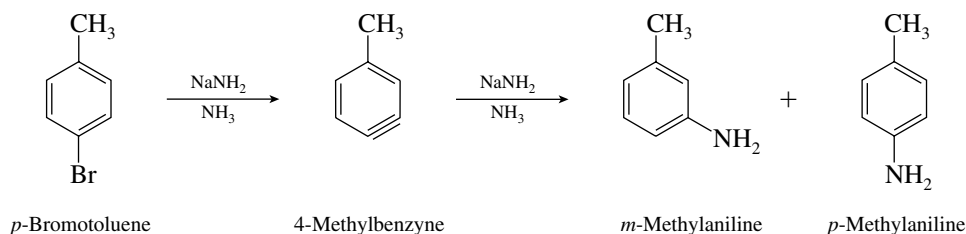
- (d) Aryl halides react with lithium in much the same way that alkyl halides do, to form organolithium reagents.



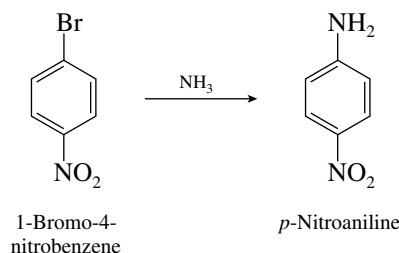
- (e) With a base as strong as sodium amide, nucleophilic aromatic substitution by the elimination–addition mechanism takes place.



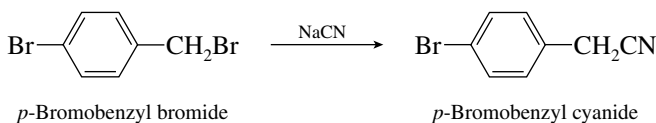
- (f) The benzyne intermediate from *p*-bromotoluene gives a mixture of *m*- and *p*-methylaniline.



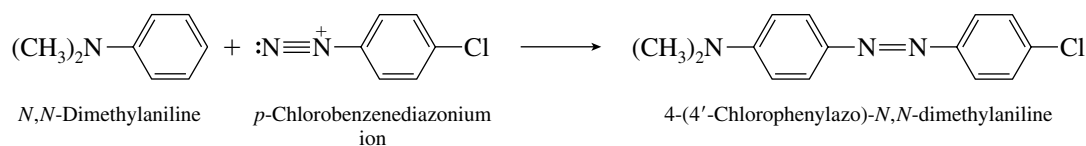
- (g) Nucleophilic aromatic substitution of bromide by ammonia occurs by the addition–elimination mechanism.



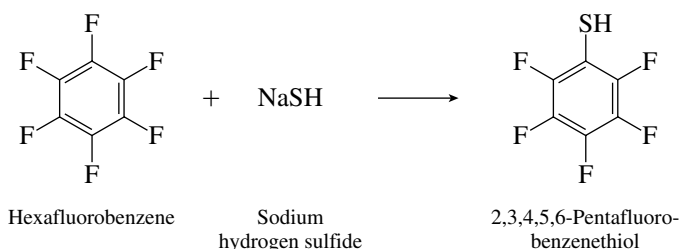
- (h) The bromine attached to the benzylic carbon is far more reactive than the one on the ring and is the one replaced by the nucleophile.



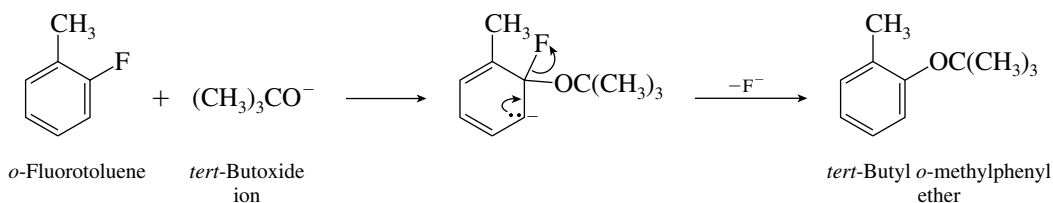
- (i) The aromatic ring of *N,N*-dimethylaniline is very reactive and is attacked by *p*-chlorobenzene-diazonium ion.



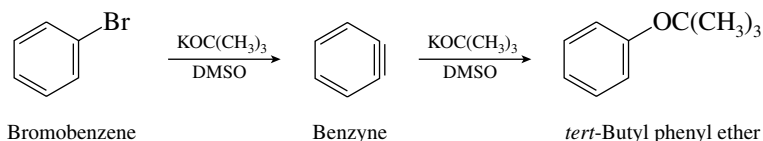
- (j) Hexafluorobenzene undergoes substitution of one of its fluorines on reaction with nucleophiles such as sodium hydrogen sulfide.



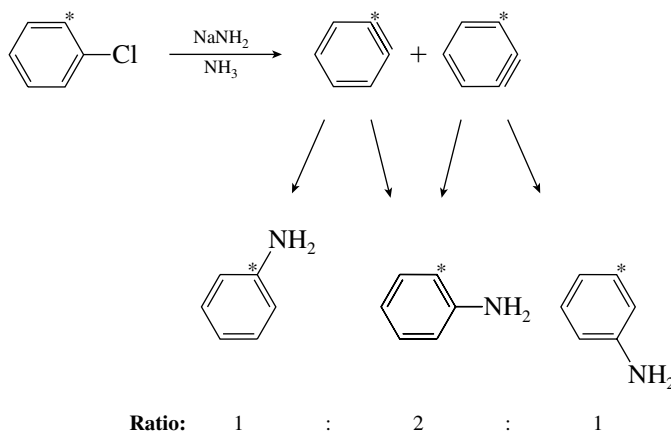
- 23.12 (a) Since the *tert*-butoxy group replaces fluoride at the position occupied by the leaving group, substitution likely occurs by the addition–elimination mechanism.



- (b) In nucleophilic aromatic substitution reactions that proceed by the addition–elimination mechanism, aryl fluorides react faster than aryl bromides. Because the aryl bromide is more reactive in this case, it must be reacting by a different mechanism, which is most likely elimination–addition.

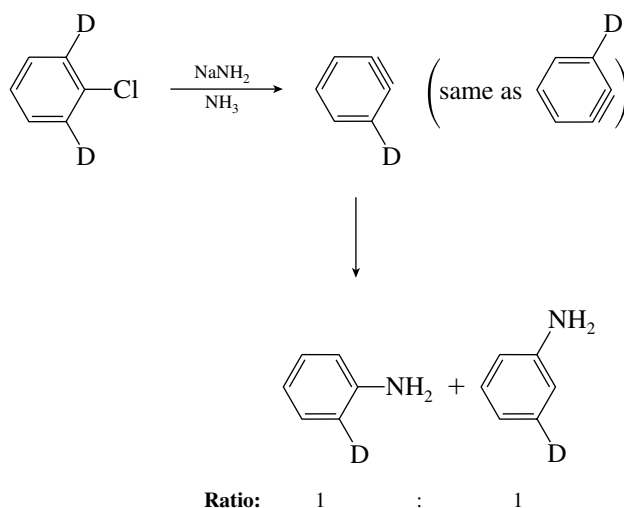


- 23.13 (a) Two benzyne intermediates are equally likely to be formed. Reaction with amide ion can occur in two different directions with each benzyne, giving three possible products. They are formed in a 1:2:1 ratio.



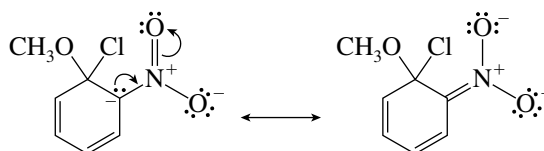
Asterisk (*) refers to ^{14}C .

- (b) Only one benzyne intermediate is possible, leading to two products in a 1:1 ratio.



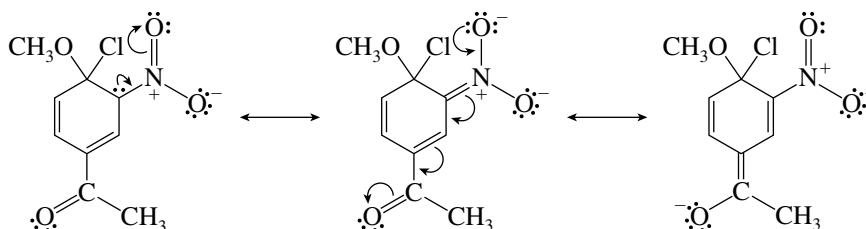
D refers to ^2H (deuterium).

- 23.14** (a) *o*-Chloronitrobenzene is more reactive than chlorobenzene, because the cyclohexadienyl anion intermediate is stabilized by the nitro group.

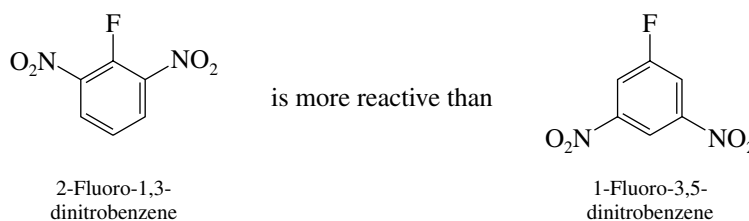


Comparing the rate constants for the two aryl halides in this reaction reveals that *o*-chloronitrobenzene is more than 20 billion times more reactive at 50°C.

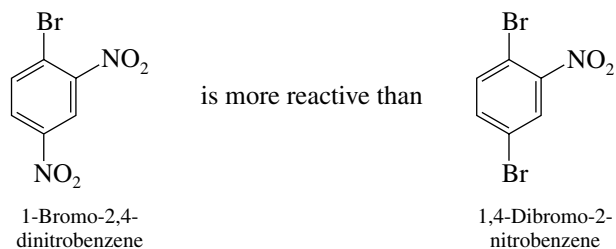
- (b) The cyclohexadienyl anion intermediate is more stable, and is formed faster, when the electron-withdrawing nitro group is ortho to chlorine. *o*-Chloronitrobenzene reacts faster than *m*-chloronitrobenzene. The measured difference is a factor of approximately 40,000 at 50°C.
- (c) 4-Chloro-3-nitroacetophenone is more reactive, because the ring bears two powerful electron-withdrawing groups in positions where they can stabilize the cyclohexadienyl anion intermediate.



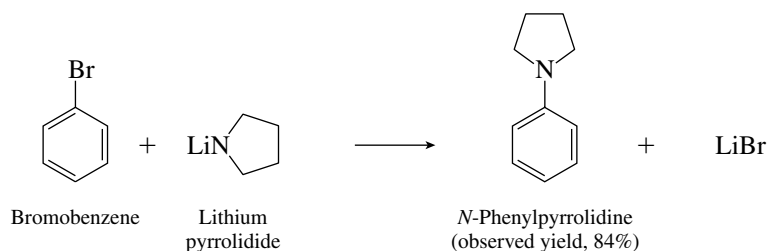
- (d) Nitro groups activate aryl halides toward nucleophilic aromatic substitution best when they are ortho or para to the leaving group.



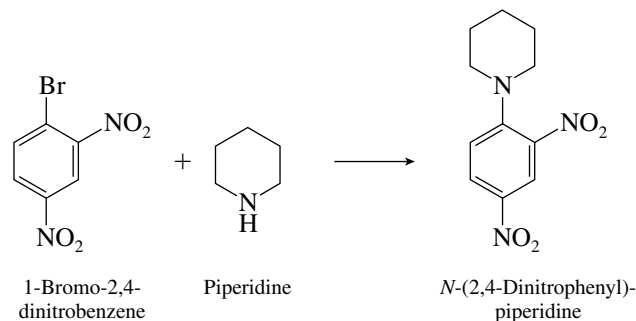
- (e) The aryl halide with nitro groups ortho and para to the bromide leaving group is more reactive than the aryl halide with only one nitro group.



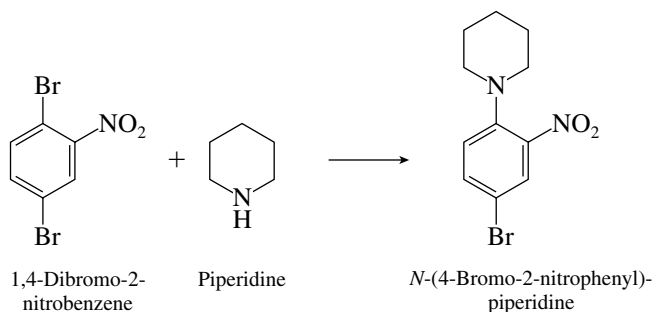
- 23.15 (a) The nucleophile is the lithium salt of pyrrolidine, which reacts with bromobenzene by an elimination–addition mechanism.



- (b) The nucleophile in this case is piperidine. The substrate, 1-bromo-2,4-dinitrobenzene, is very reactive in nucleophilic aromatic substitution by the addition–elimination mechanism.

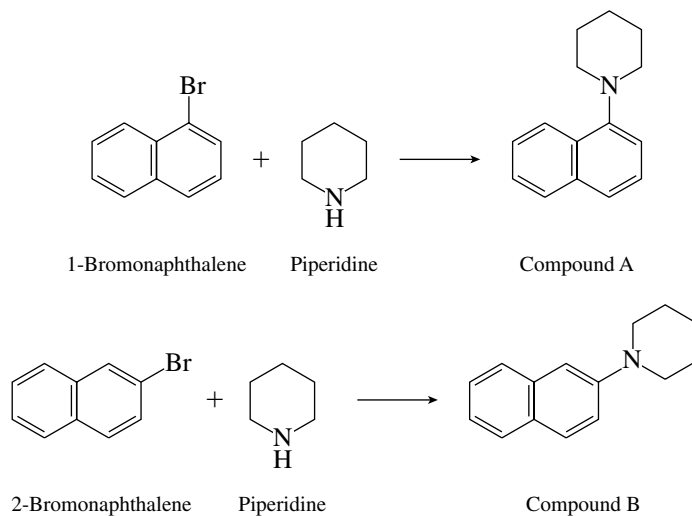


- (c) Of the two bromine atoms, one is ortho and the other meta to the nitro group. Nitro groups activate positions ortho and para to themselves toward nucleophilic aromatic substitution, and so it will be the bromine ortho to the nitro group that is displaced.

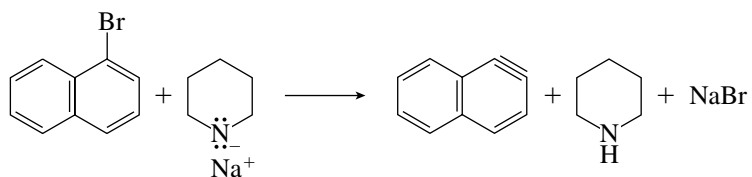


- 23.16 Because isomeric products are formed by reaction of 1- and 2-bromonaphthalene with piperidine at elevated temperatures, it is reasonable to conclude that these reactions do not involve a common

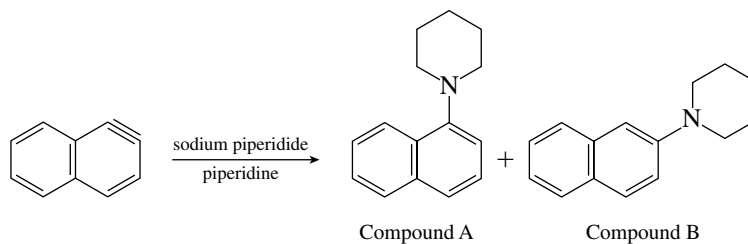
intermediate and hence follow an addition–elimination pathway. Piperidine acts as a nucleophile and substitutes for bromine on the same carbon atom from which bromine is lost.



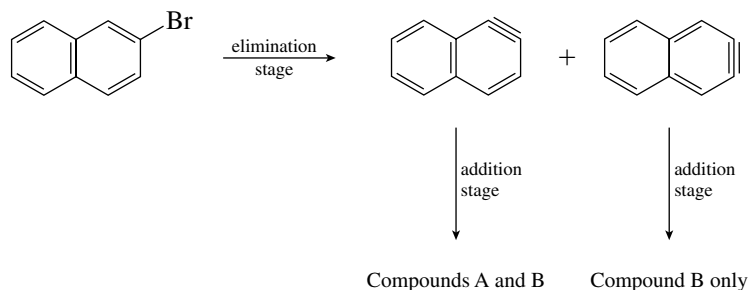
When the strong base sodium piperidide is used, reaction occurs by the elimination–addition pathway via a “naphthalene” intermediate. Only one mode of elimination is possible from 1-bromonaphthalene.



This intermediate can yield both A and B in the addition stage.

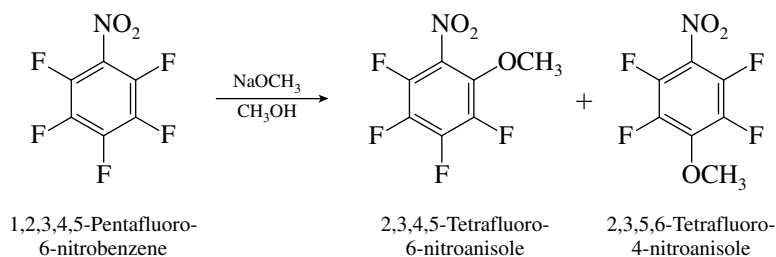


Two modes of elimination are possible from 2-bromonaphthalene:

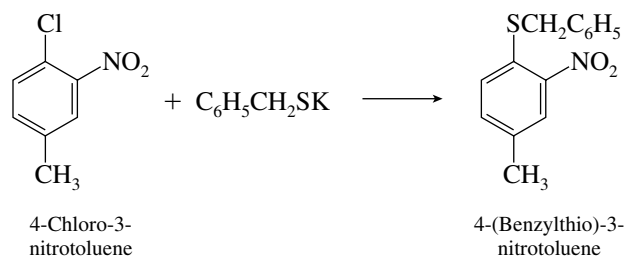


Both naphthalene intermediates are probably formed from 2-bromonaphthalene because there is no reason to expect elimination to occur only in one direction.

- 23.17 Reaction of a nitro-substituted aryl halide with a good nucleophile leads to nucleophilic aromatic substitution. Methoxide will displace fluoride from the ring, preferentially at the positions ortho and para to the nitro group.

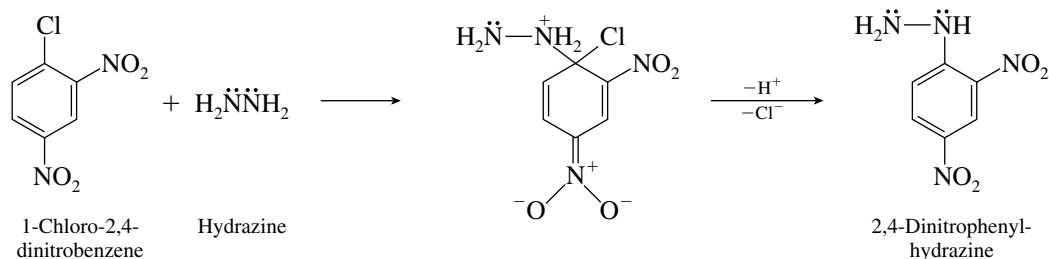


- 23.18 (a) This reaction is nucleophilic aromatic substitution by the addition–elimination mechanism.



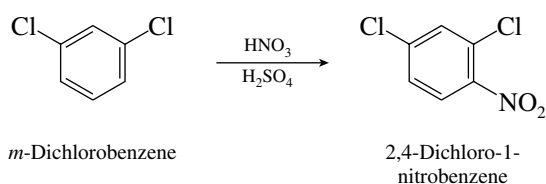
The nucleophile, $\text{C}_6\text{H}_5\text{CH}_2\ddot{\text{S}}^-$, displaces chloride directly from the aromatic ring. The product in this case was isolated in 57% yield.

- (b) The nucleophile, hydrazine, will react with 1-chloro-2,4-dinitrobenzene by an addition–elimination mechanism as shown.



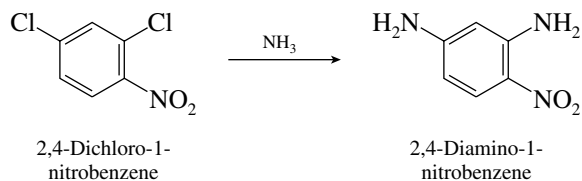
The nitrogen atoms of hydrazine each has an unshared electron pair and hydrazine is fairly nucleophilic. The product, 2,4-dinitrophenylhydrazine, is formed in quantitative yield.

- (c) The problem requires you to track the starting material through two transformations. The first of these is nitration of *m*-dichlorobenzene, an electrophilic aromatic substitution reaction.

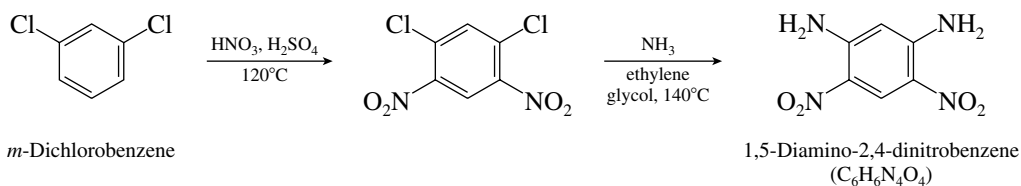


Because the final product of the sequence has four nitrogen atoms ($\text{C}_6\text{H}_6\text{N}_4\text{O}_4$), 2,4-dichloro-1-nitrobenzene is an unlikely starting material for the second transformation. Stepwise

nucleophilic aromatic substitution of both chlorines is possible but leads to a compound with the wrong molecular formula ($C_6H_7N_3O_2$).

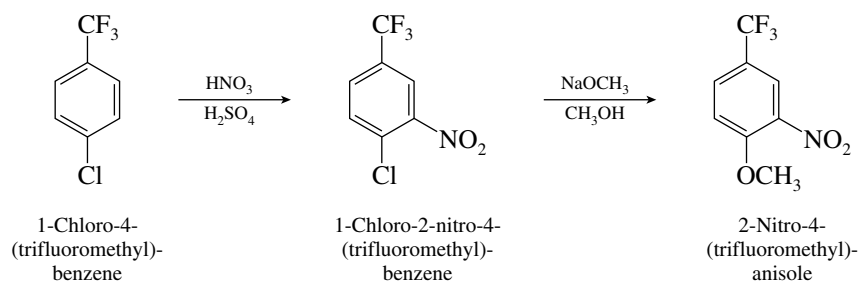


To obtain a final product with the correct molecular formula, the original nitration reaction must lead not to a mononitro but to a dinitro derivative. This is reasonable in view of the fact that this reaction is carried out at elevated temperature ($120^\circ C$).

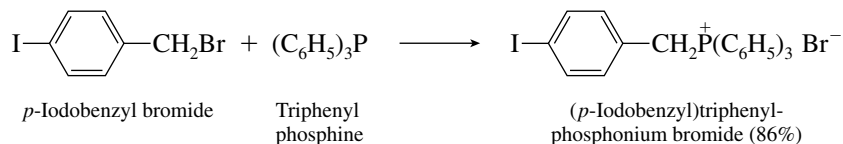


This two-step sequence has been carried out with product yields of 70–71% in the first step and 88–95% in the second step.

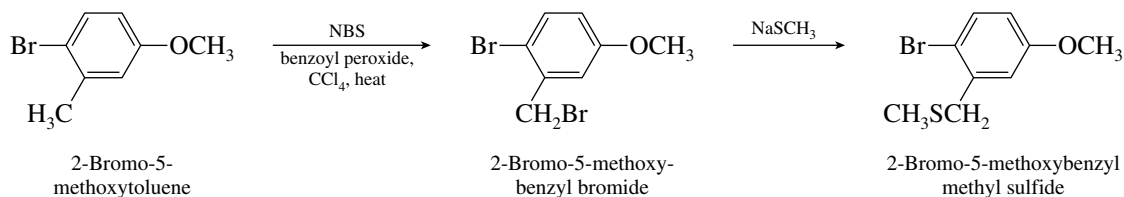
- (d) This problem also involves two transformations, nitration and nucleophilic aromatic substitution. Nitration will take place ortho to chlorine (meta to trifluoromethyl).



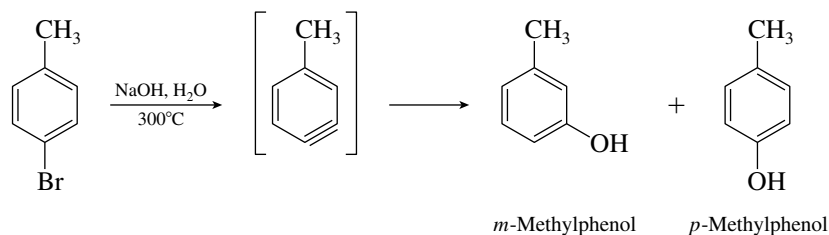
- (e) The primary alkyl halide is more reactive toward nucleophilic substitution than the aryl halide. A phosphonium salt forms by an S_N2 process.



- (f) *N*-Bromosuccinimide (NBS) is a reagent used to substitute benzylic and allylic hydrogens with bromine. The benzylic bromide undergoes S_N2 substitution with the nucleophile, methanethiolate. As in part (e), the alkyl halide is more reactive toward substitution than the aryl halide.

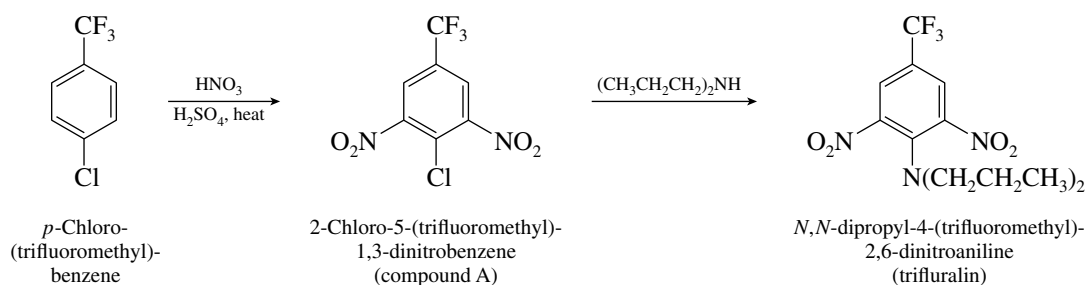


- 23.19 The reaction of *p*-bromotoluene with aqueous sodium hydroxide at elevated temperature proceeds by way of a benzyne intermediate.

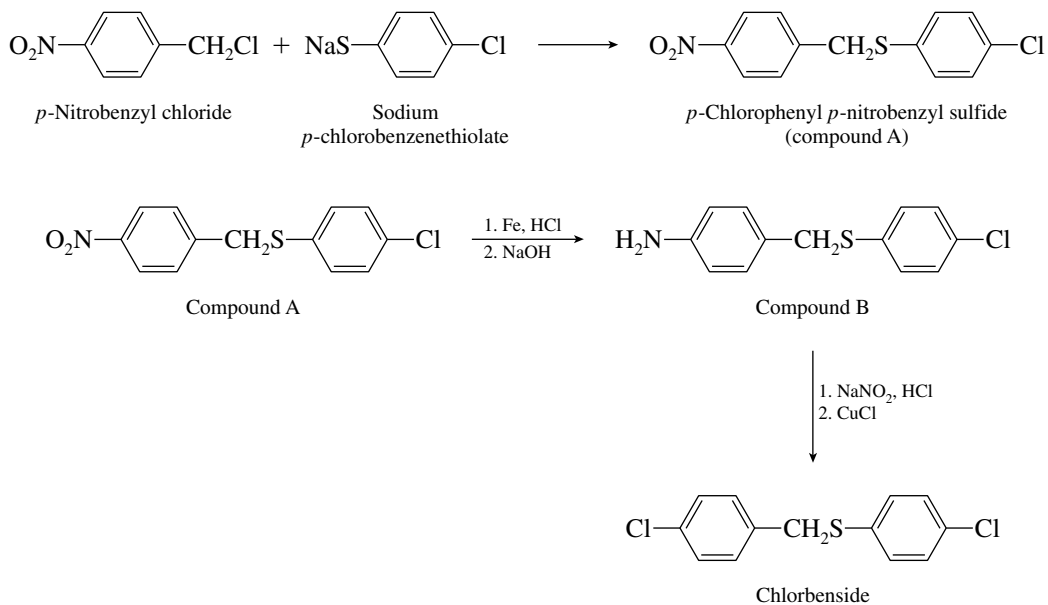


The same benzyne intermediate is formed when *p*-chlorotoluene is the reactant, and so the product ratio must be identical regardless of whether the leaving group is bromide or chloride.

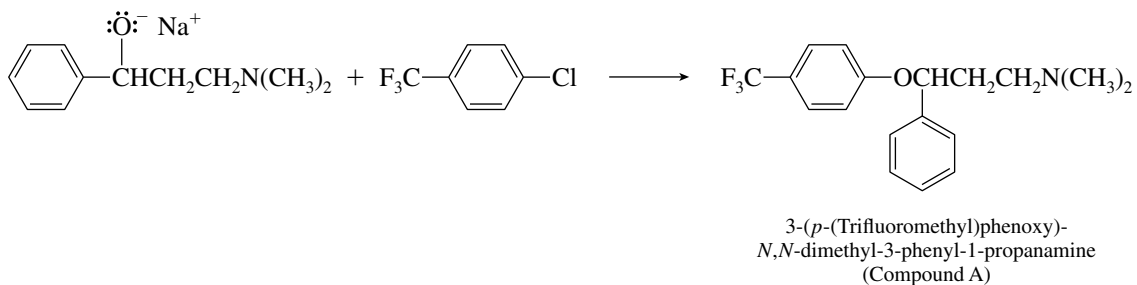
- 23.20 Dinitration of *p*-chloro(trifluoromethyl)benzene will take place at the ring positions ortho to the chlorine. Compound A is 2-chloro-5-(trifluoromethyl)-1,3-dinitrobenzene. Trifluralin is formed by nucleophilic aromatic substitution of chlorine by dipropylamine. Trifluralin is *N,N*-dipropyl-4-(trifluoromethyl)-2,6-dinitroaniline.



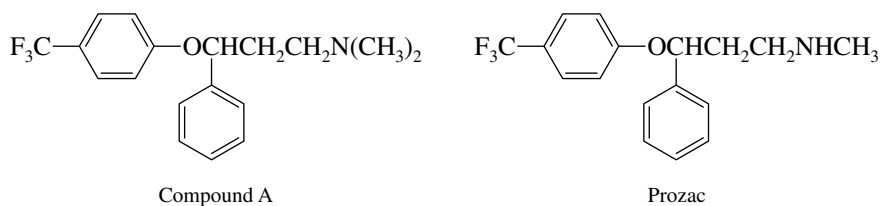
- 23.21 *p*-Chlorobenzenethiolate reacts with *p*-nitrobenzyl chloride by an $\text{S}_{\text{N}}2$ process to give compound A. Reduction of the nitro group yields the aniline derivative, compound B. Chlorbenside is then formed by a Sandmeyer reaction in which the diazonium ion is replaced by chlorine.



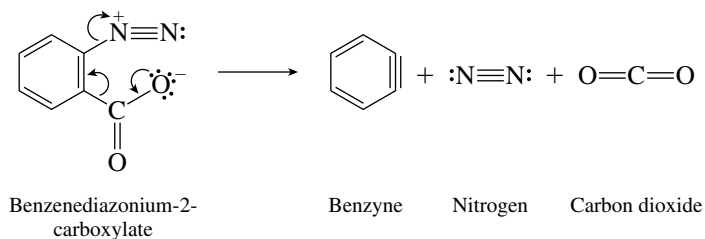
- 23.22 *p*-Chloro(trifluoromethyl)benzene undergoes nucleophilic substitution by the alkoxide anion to give compound A.



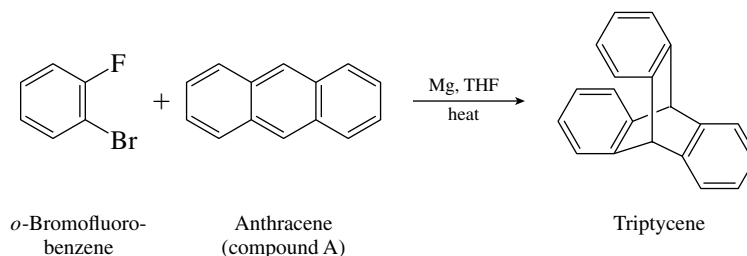
Prozac (Fluoxetine hydrochloride) differs from compound A in having an —NHCH_3 group in place of $\text{—N(CH}_3)_2$.



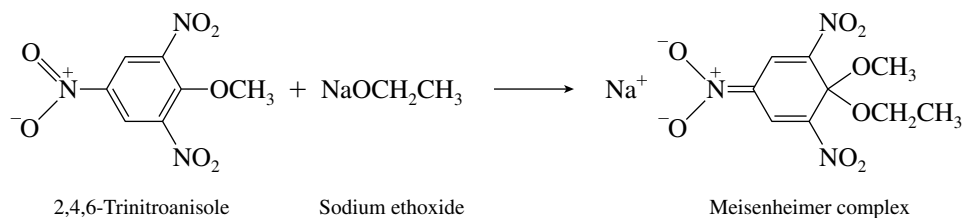
- 23.23 Benzynes is formed by loss of nitrogen and carbon dioxide.



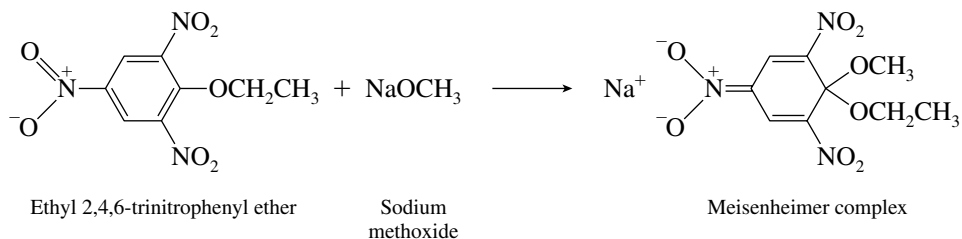
- 23.24 *o*-Bromofluorobenzene yields benzyne on reaction with magnesium (see text Section 23.9). Triptycene is the Diels–Alder cycloaddition product from the reaction of benzyne with anthracene (compound A). Although anthracene is aromatic, it is able to undergo cycloaddition at the center ring with a dienophile because the adduct retains the stabilization energy of two benzene rings.



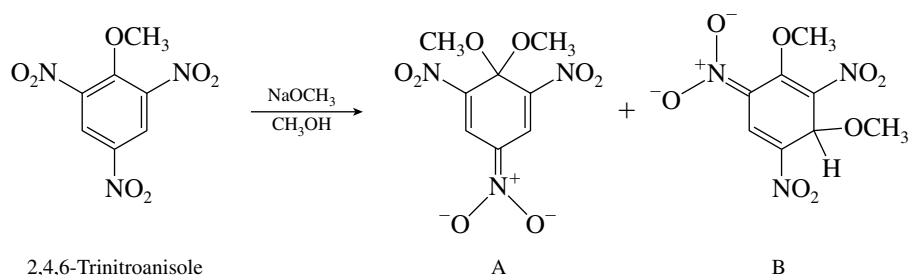
- 23.25 (a) Ethoxide ion adds to the aromatic ring to give a cyclohexadienyl anion.



- (b) The same Meisenheimer complex results when ethyl 2,4,6-trinitrophenyl ether reacts with sodium methoxide.

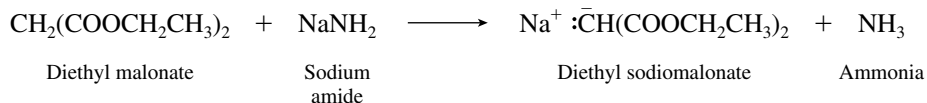


- 23.26 Methoxide ion may add to 2,4,6-trinitroanisole either at the ring carbon that bears the methoxy group or at an unsubstituted ring carbon.

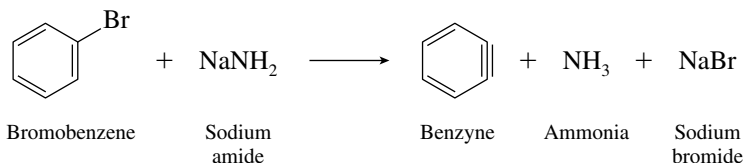


The two Meisenheimer complexes are the sodium salts of the anions shown. It was observed that compound A was the more stable of the two. Compound B was present immediately after adding sodium methoxide to 2,4,6-trinitroanisole but underwent relatively rapid isomerization to compound A.

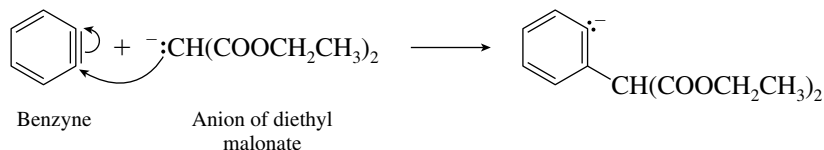
- 23.27 (a) The first reaction that occurs is an acid–base reaction between diethyl malonate and sodium amide.



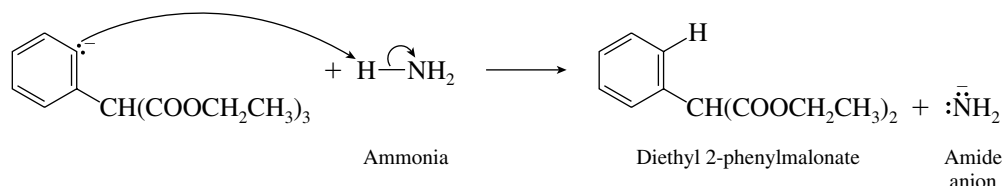
A second equivalent of sodium amide converts bromobenzene to benzyne.



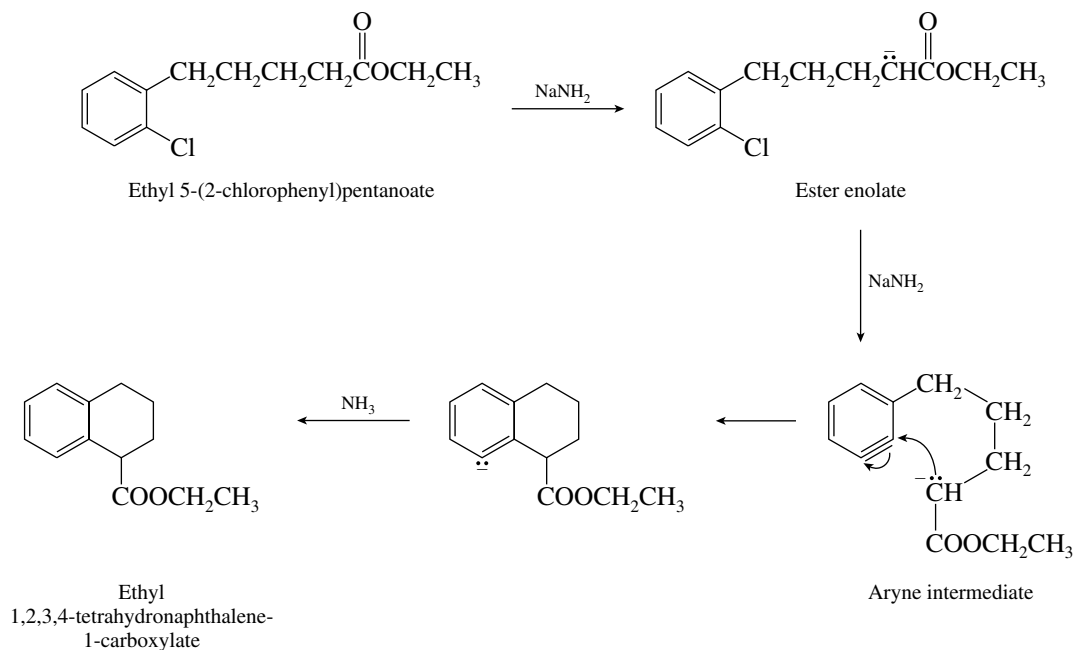
The anion of diethyl malonate adds to benzyne.



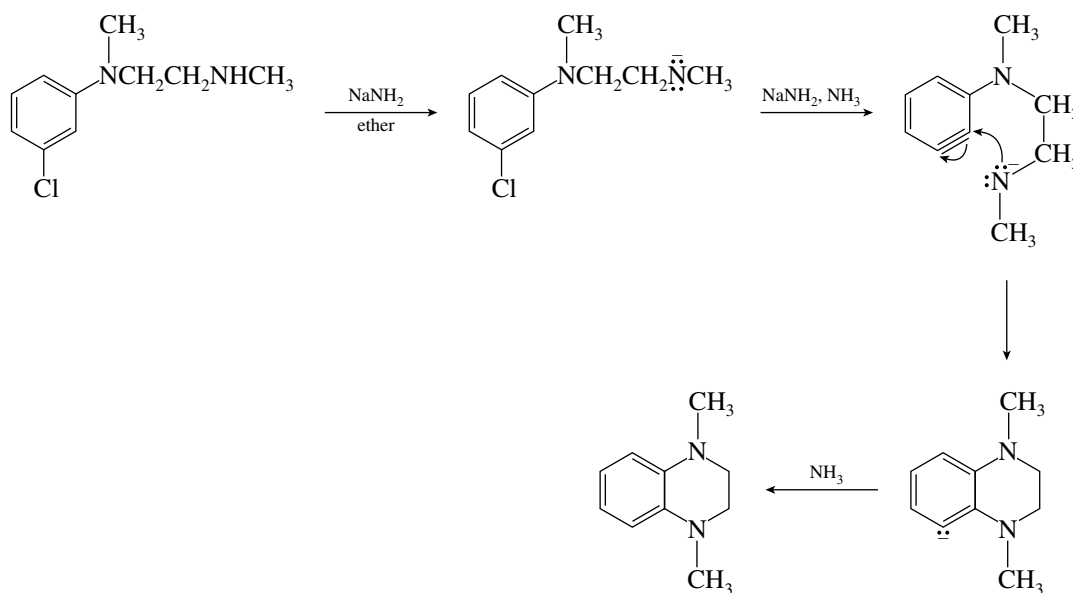
This anion then abstracts a proton from ammonia to give the observed product.



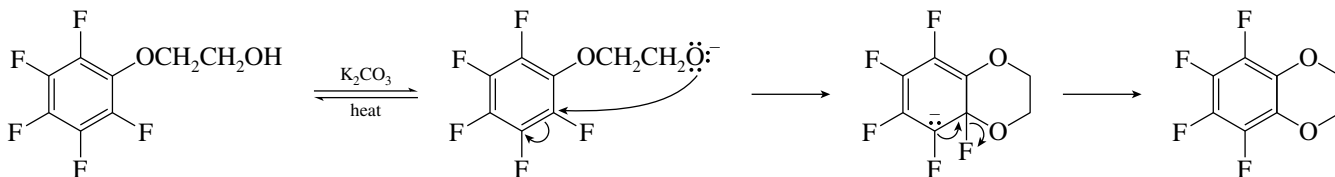
- (b) The ester is deprotonated by the strong base sodium amide, after which the ester enolate undergoes an elimination reaction to form a benzyne intermediate. Cyclization to the final product occurs by intramolecular attack of the ester enolate on the reactive triple bond of the aryne.



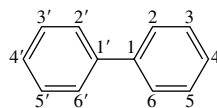
- (c) In the presence of very strong bases, aryl halides undergo nucleophilic aromatic substitution by an elimination–addition mechanism. The structure of the product indicates that a nitrogen of the side chain acts as a nucleophile in the addition step.



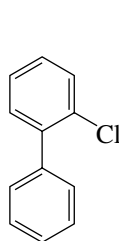
- (d) On treatment with base, intramolecular nucleophilic aromatic substitution leads to the observed product.



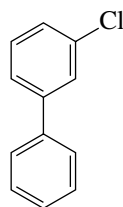
23.28 Polychlorinated biphenyls (PCBs) are derived from biphenyl as the base structure. It is numbered as shown.



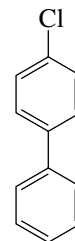
(a) There are three monochloro derivatives of biphenyl:



2-Chlorobiphenyl
(*o*-chlorobiphenyl)

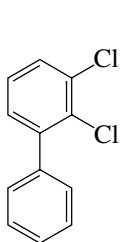


3-Chlorobiphenyl
(*m*-chlorobiphenyl)

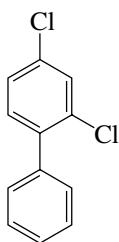


4-Chlorobiphenyl
(*p*-chlorobiphenyl)

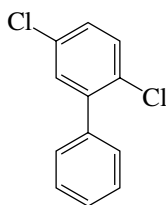
(b) The two chlorine substituents may be in the same ring (six isomers):



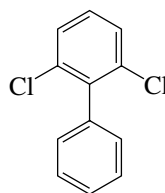
2,3-Dichlorobiphenyl



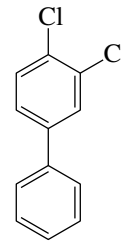
2,4-Dichlorobiphenyl



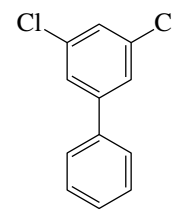
2,5-Dichlorobiphenyl



2,6-Dichlorobiphenyl

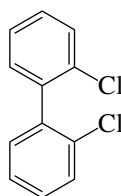


3,4-Dichlorobiphenyl

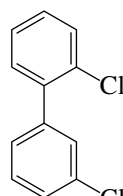


3,5-Dichlorobiphenyl

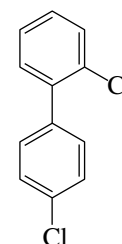
The two chlorine substituents may be in different rings (six isomers):



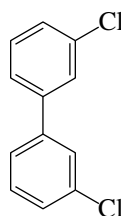
2,2'-Dichlorobiphenyl



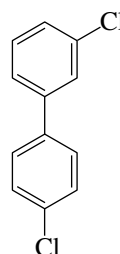
2,3'-Dichlorobiphenyl



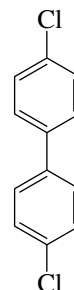
2,4'-Dichlorobiphenyl



3,3'-Dichlorobiphenyl



3,4'-Dichlorobiphenyl



4,4'-Dichlorobiphenyl

There are therefore a total of 12 isomeric dichlorobiphenyls.

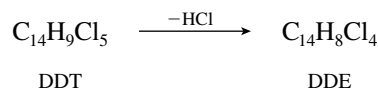
- (c) The number of octachlorobiphenyls will be equal to the number of dichlorobiphenyls (12). In both cases we are dealing with a situation in which eight of the ten substituents of the biphenyl system are the same and considering how the remaining two may be arranged. In the dichlorobiphenyls described in part (b), eight substituents are hydrogen and two are chlorine; in the octachlorobiphenyls, eight substituents are chlorine and two are hydrogen.
- (d) The number of nonachloro isomers (nine chlorines, one hydrogen) must equal the number of monochloro isomers (one chlorine, nine hydrogens). There are therefore three nonachloro derivatives of biphenyl.

23.29 The principal isotopes of chlorine are ^{35}Cl and ^{37}Cl . A cluster of five peaks indicates that dichlorodiphenyldichloroethane (DDE) contains *four* chlorines.

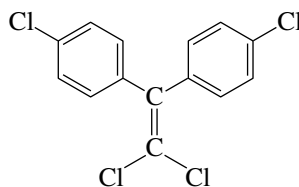
m/z for $\text{C}_{14}\text{H}_8\text{Cl}_4$

316	^{35}Cl	^{35}Cl	^{35}Cl	^{35}Cl
318	^{35}Cl	^{35}Cl	^{35}Cl	^{37}Cl
320	^{35}Cl	^{35}Cl	^{37}Cl	^{37}Cl
322	^{35}Cl	^{37}Cl	^{37}Cl	^{37}Cl
324	^{37}Cl	^{37}Cl	^{37}Cl	^{37}Cl

The peak at m/z 316 therefore corresponds to a compound $\text{C}_{14}\text{H}_8\text{Cl}_4$ in which all four chlorines are ^{35}Cl . The respective molecular formulas indicate that DDE is the dehydrochlorination product of dichlorodiphenyltrichloroethane (DDT).



The structure of DDT was given in the statement of the problem. This permits the structure of DDE to be assigned.

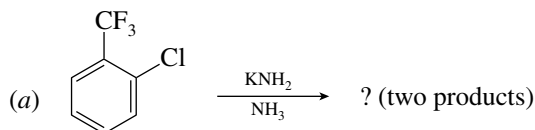


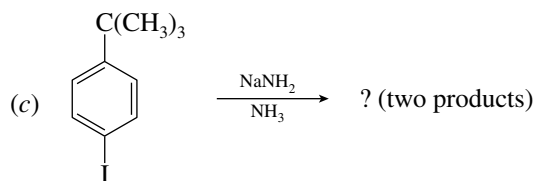
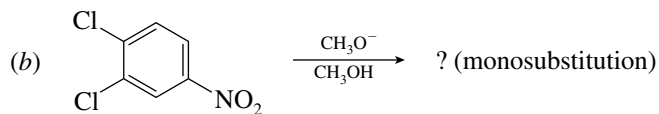
DDE (only reasonable dehydrochlorination product of DDT)

SELF-TEST

PART A

A-1. Give the product(s) obtained from each of the following reactions:





A-2. Draw the structure of the intermediate formed in each reaction of problem A-1.

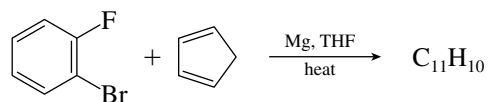
A-3. Suggest synthetic schemes by which chlorobenzene may be converted into

(a) 2,4-Dinitroanisole (1-methoxy-2,4-dinitrobenzene)

(b) *p*-Isopropylaniline

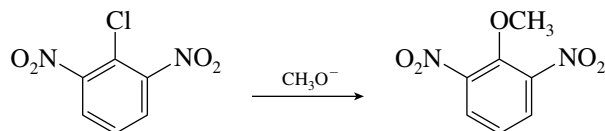
A-4. Write a mechanism using resonance structures to show how a nitro group directs ortho, para in nucleophilic aromatic substitution.

A-5. What is the cycloaddition product of the following reaction? What is the structure of the short-lived intermediate formed in this reaction?



PART B

B-1. The reaction



most likely occurs by which of the following mechanisms?

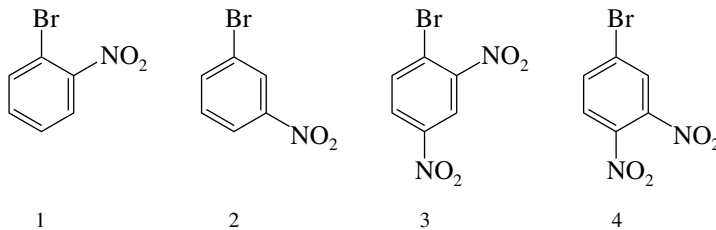
(a) Addition–elimination

(b) Elimination–addition

(c) Both (a) and (b)

(d) Neither of these

B-2. Rank the following in order of decreasing rate of reaction with ethoxide ion ($\text{CH}_3\text{CH}_2\text{O}^-$) in a nucleophilic aromatic substitution reaction:



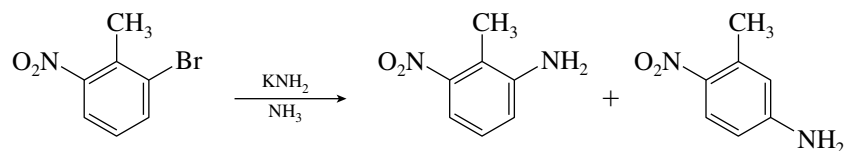
(a) $3 > 4 > 1 > 2$

(b) $2 > 1 > 4 > 3$

(c) $3 > 4 > 2 > 1$

(d) $4 > 3 > 2 > 1$

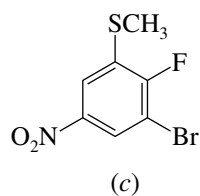
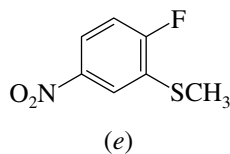
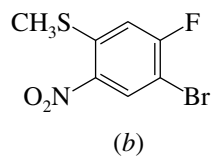
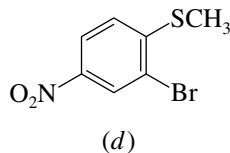
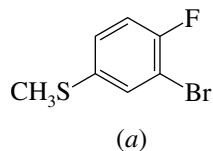
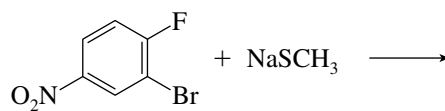
B-3. The reaction



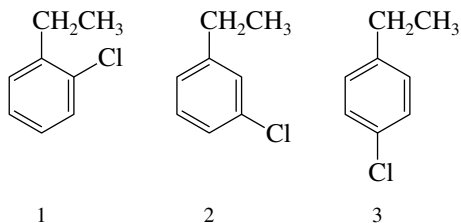
most likely involves which of the following aromatic substitution mechanisms?

- (a) Addition–elimination
- (b) Electrophilic substitution
- (c) Elimination–addition
- (d) Both (a) and (c)

B-4. Identify the principal organic product of the following reaction:

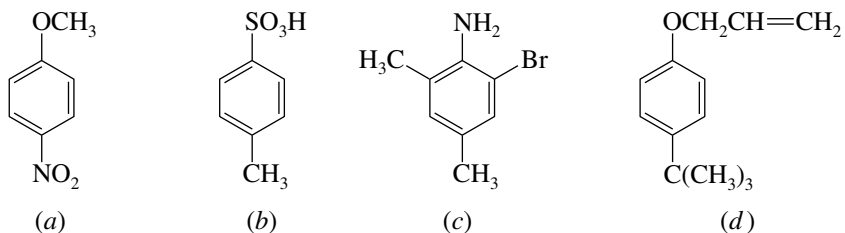


B-5. Which of the following compounds gives a single benzyne intermediate on reaction with sodium amide?

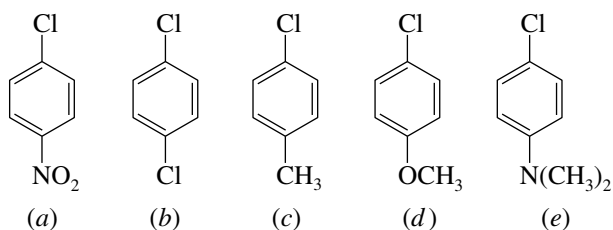


- (a) 1 only
- (b) 1 and 3
- (c) 3 only
- (d) 1 and 2

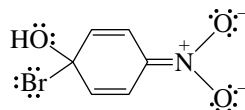
B-6. Which one of the following compounds can be efficiently prepared by a procedure in which nucleophilic aromatic substitution is the last step?




B-7. Which one of the following undergoes nucleophilic aromatic substitution at the fastest rate?



B-8. What combination of reactants will give the species shown as a reactive intermediate?



- (a) 1-Bromo-4-nitrobenzene and NaOH
 (b) 4-Nitrophenol and HBr
 (c) 4-Nitrophenol, Br₂, and FeBr₃
 (d) Bromobenzene and HONO₂
 (e) Nitrobenzene, Br₂, and water

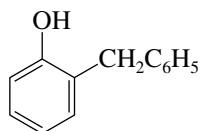


CHAPTER 24

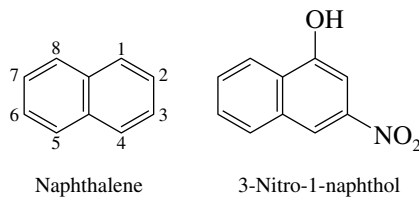
PHENOLS

SOLUTIONS TO TEXT PROBLEMS

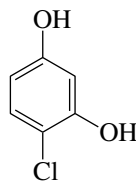
- 24.1 (b) A benzyl group ($\text{C}_6\text{H}_5\text{CH}_2-$) is ortho to the phenolic hydroxyl group in *o*-benzylphenol.



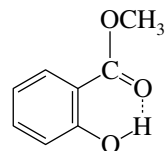
- (c) Naphthalene is numbered as shown. 3-Nitro-1-naphthol has a hydroxyl group at C-1 and a nitro group at C-3.



- (d) Resorcinol is 1,3-benzenediol. 4-Chlororesorcinol is therefore



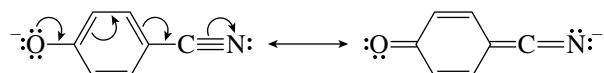
- 24.2 Intramolecular hydrogen bonding between the hydroxyl group and the ester carbonyl can occur when these groups are ortho to each other.



Methyl salicylate

Intramolecular hydrogen bonds form at the expense of intermolecular ones, and intramolecularly hydrogen-bonded phenols have lower boiling points than isomers in which only intermolecular hydrogen-bonding is possible.

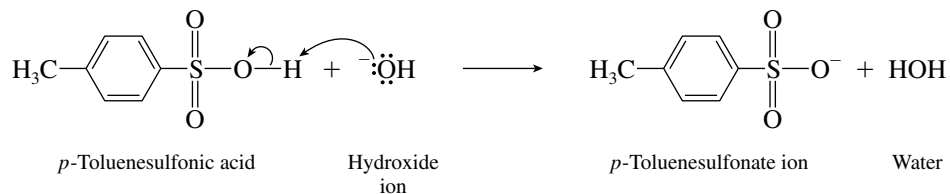
- 24.3 (b) A cyano group withdraws electrons from the ring by resonance. A *p*-cyano substituent is conjugated directly with the negatively charged oxygen and stabilizes the anion more than does an *m*-cyano substituent.



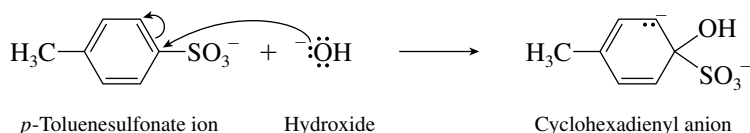
p-Cyanophenol is slightly more acidic than *m*-cyanophenol, the K_a values being 1.0×10^{-8} and 2.8×10^{-9} , respectively.

- (c) The electron-withdrawing inductive effect of the fluorine substituent will be more pronounced at the ortho position than at the para. *o*-Fluorophenol ($K_a = 1.9 \times 10^{-9}$) is a stronger acid than *p*-fluorophenol ($K_a = 1.3 \times 10^{-10}$).
- 24.4 The text points out that the reaction proceeds by the addition–elimination mechanism of nucleophilic aromatic substitution.

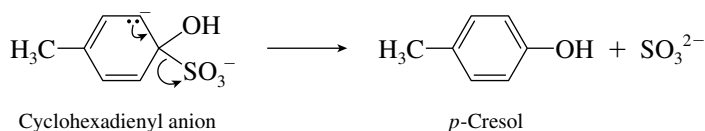
Under the strongly basic conditions of the reaction, *p*-toluenesulfonic acid is first converted to its anion.



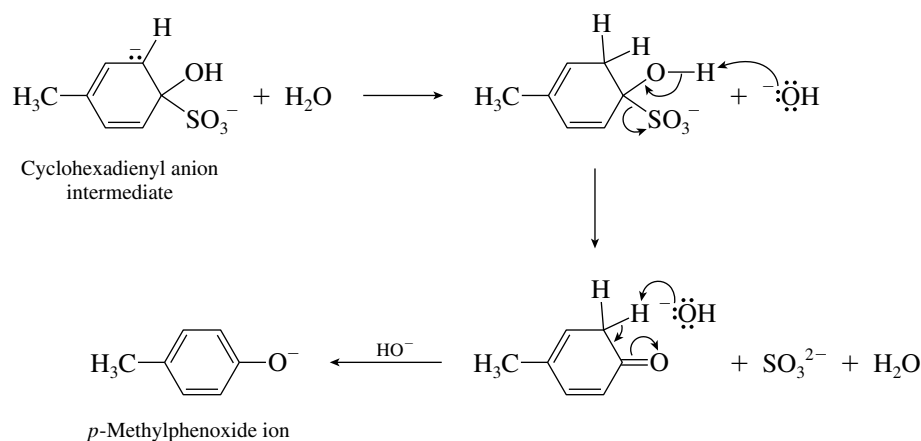
Nucleophilic addition of hydroxide ion gives a cyclohexadienyl anion intermediate.



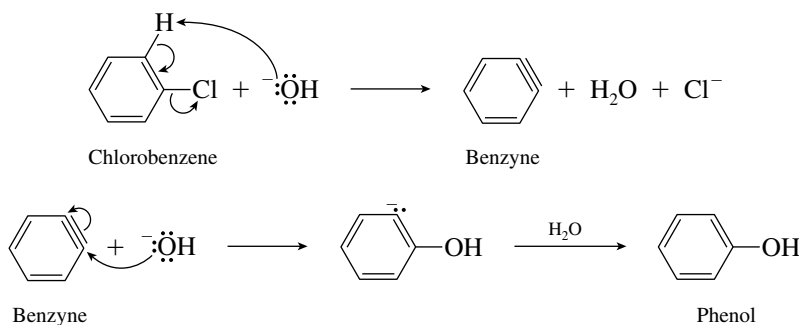
Loss of sulfite ion (SO₃²⁻) gives *p*-cresol.



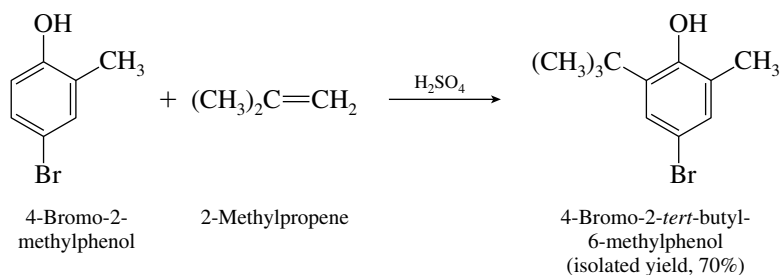
It is also possible that the elimination stage of the reaction proceeds as follows:



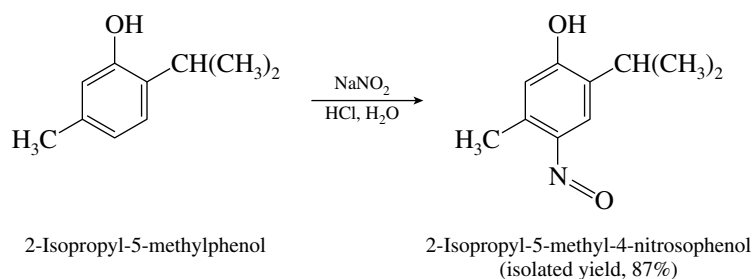
- 24.5** The text states that the hydrolysis of chlorobenzene in base follows an elimination–addition mechanism.



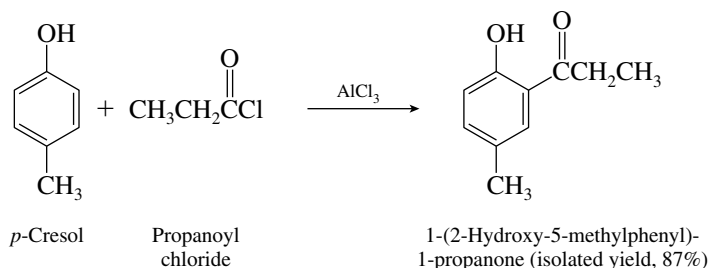
- 24.6** (b) The reaction is Friedel–Crafts alkylation. Proton transfer from sulfuric acid to 2-methylpropene gives *tert*-butyl cation. Because the position para to the hydroxyl substituent already bears a bromine, the *tert*-butyl cation attacks the ring at the position ortho to the hydroxyl.



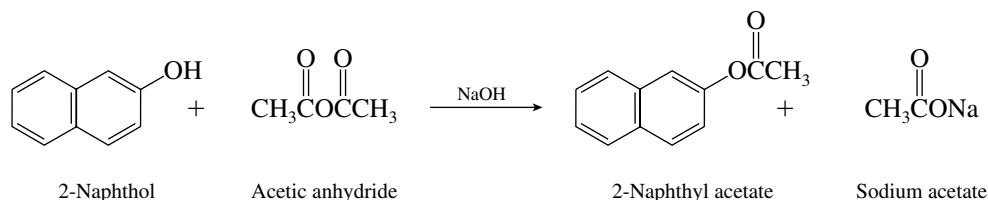
- (c) Acidification of sodium nitrite produces nitrous acid, which nitrosates the strongly activated aromatic ring of phenols.



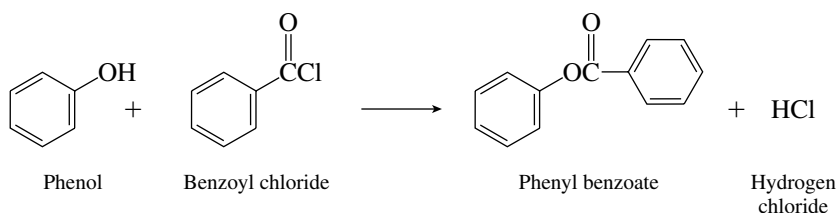
(d) Friedel–Crafts acylation occurs ortho to the hydroxyl group.



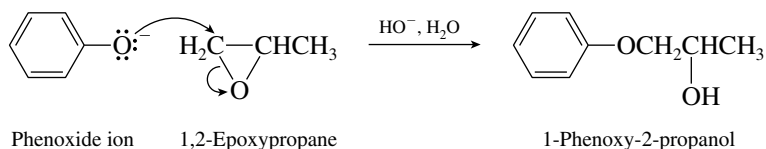
24.7 (b) The hydroxyl group of 2-naphthol is converted to the corresponding acetate ester.



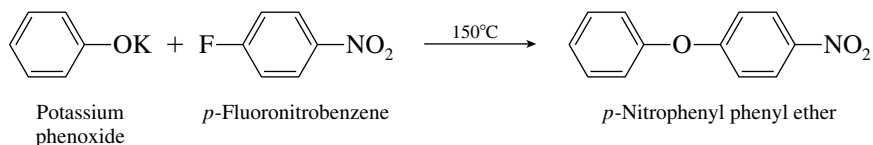
(c) Benzoyl chloride acylates the hydroxyl group of phenol.



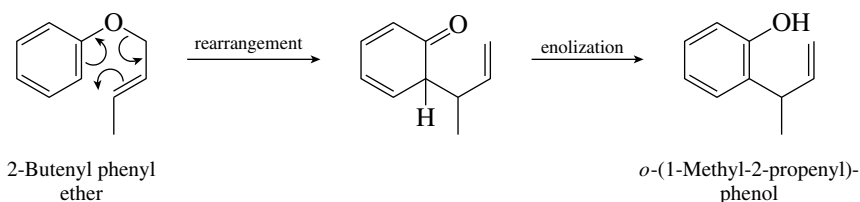
24.8 Epoxides are sensitive to nucleophilic ring-opening reactions. Phenoxide ion attacks the less hindered carbon to yield 1-phenoxy-2-propanol.



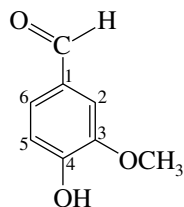
24.9 The aryl halide must be one that is reactive toward nucleophilic aromatic substitution by the addition–elimination mechanism. *p*-Fluoronitrobenzene is far more reactive than fluorobenzene. The reaction shown yields *p*-nitrophenyl phenyl ether in 92% yield.



24.10 Substituted allyl aryl ethers undergo a Claisen rearrangement similar to the reaction described in text Section 24.13 for allyl phenyl ether. 2-Butenyl phenyl ether rearranges on heating to give *o*-(1-methyl-2-propenyl)phenol.

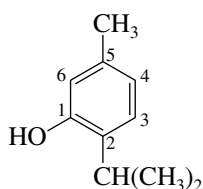


- 24.11 (a) The parent compound is benzaldehyde. Vanillin bears a methoxy group (CH_3O) at C-3 and a hydroxyl group (HO) at C-4.

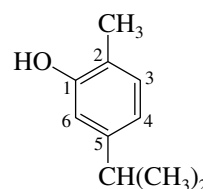


Vanillin
(4-hydroxy-3-methoxybenzaldehyde)

- (b, c) Thymol and carvacrol differ with respect to the position of the hydroxyl group.

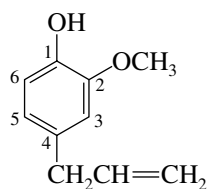


Thymol
(2-isopropyl-5-methylphenol)



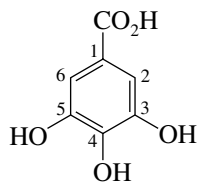
Carvacrol
(5-isopropyl-2-methylphenol)

- (d) An allyl substituent is $-\text{CH}_2\text{CH}=\text{CH}_2$.



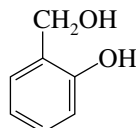
Eugenol
(4-allyl-2-methoxyphenol)

- (e) Benzoic acid is $\text{C}_6\text{H}_5\text{CO}_2\text{H}$. Gallic acid bears three hydroxyl groups, located at C-3, C-4, and C-5.



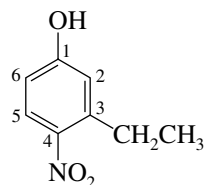
Gallic acid
(3,4,5-trihydroxybenzoic acid)

- (f) Benzyl alcohol is $\text{C}_6\text{H}_5\text{CH}_2\text{OH}$. Salicyl alcohol bears a hydroxyl group at the ortho position.



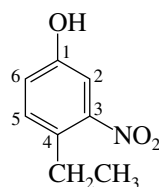
Salicyl alcohol
(*o*-hydroxybenzyl alcohol)

- 24.12 (a) The compound is named as a derivative of phenol. The substituents (ethyl and nitro) are cited in alphabetical order with numbers assigned in the direction that gives the lowest number at the first point of difference.



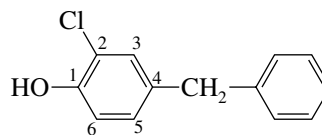
3-Ethyl-4-nitrophenol

- (b) An isomer of the compound in part (a) is 4-ethyl-3-nitrophenol.



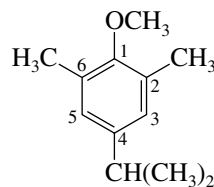
4-Ethyl-3-nitrophenol

- (c) The parent compound is phenol. It bears, in alphabetical order, a benzyl group at C-4 and a chlorine at C-2.



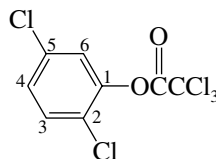
4-Benzyl-2-chlorophenol

- (d) This compound is named as a derivative of anisole, $C_6H_5OCH_3$. Because multiplicative prefixes (di, tri-, etc.) are not considered when alphabetizing substituents, isopropyl precedes dimethyl.

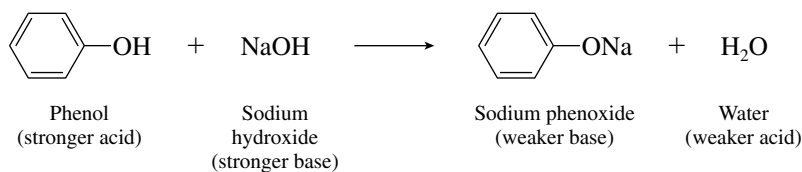


4-Isopropyl-2,6-dimethylanisole

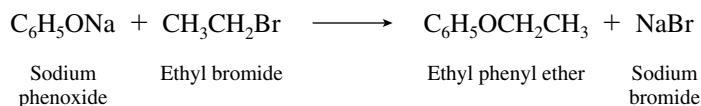
- (e) The compound is an aryl ester of trichloroacetic acid. The aryl group is 2,5-dichlorophenyl.

2,5-Dichlorophenyl
trichloroacetate

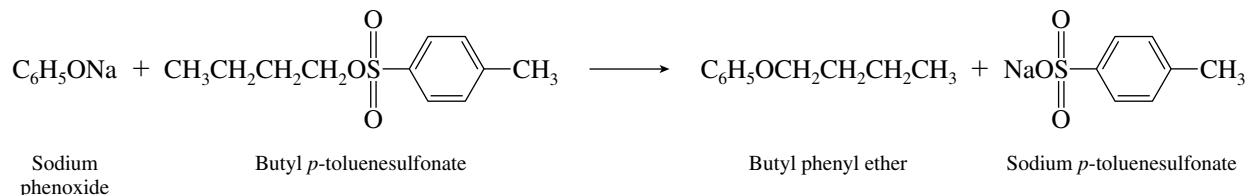
- 24.13 (a) The reaction is an acid–base reaction. Phenol is the acid; sodium hydroxide is the base.



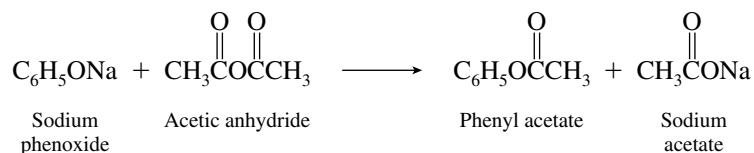
- (b) Sodium phenoxide reacts with ethyl bromide to yield ethyl phenyl ether in a Williamson reaction. Phenoxide ion acts as a nucleophile.



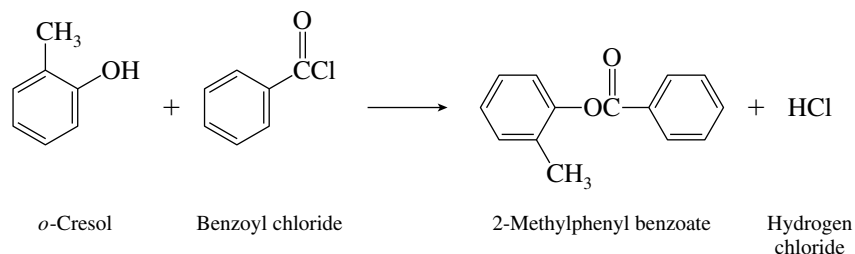
- (c) *p*-Toluenesulfonate esters behave much like alkyl halides in nucleophilic substitution reactions. Phenoxide ion displaces *p*-toluenesulfonate from the primary carbon.



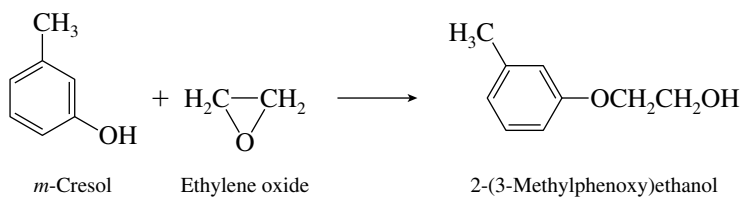
- (d) Carboxylic acid anhydrides react with phenoxide anions to yield aryl esters.



- (e) Acyl chlorides convert phenols to aryl esters.

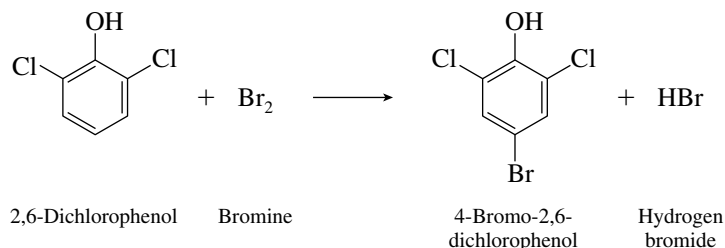


- (f) Phenols react as nucleophiles toward epoxides.

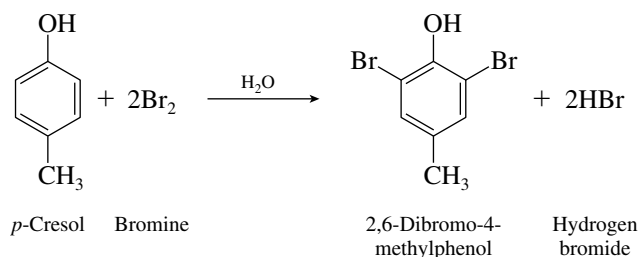


The reaction as written conforms to the requirements of the problem that a balanced equation be written. Of course, the reaction will be much faster if catalyzed by acid or base, but the catalysts do not enter into the equation representing the overall process.

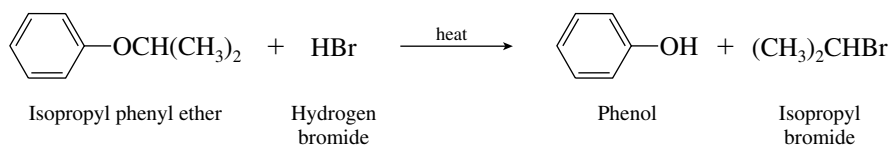
- (g) Bromination of the aromatic ring of 2,6-dichlorophenol occurs para to the hydroxy group. The more activating group ($-\text{OH}$) determines the orientation of the product.



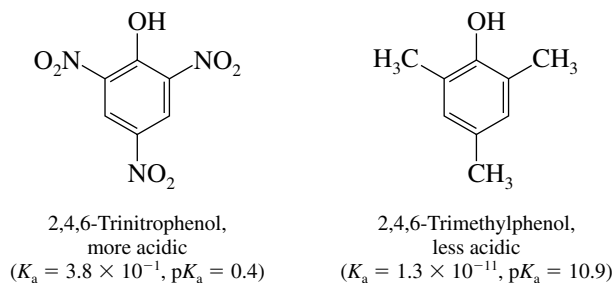
- (h) In aqueous solution bromination occurs at all the open positions that are ortho and para to the hydroxyl group.



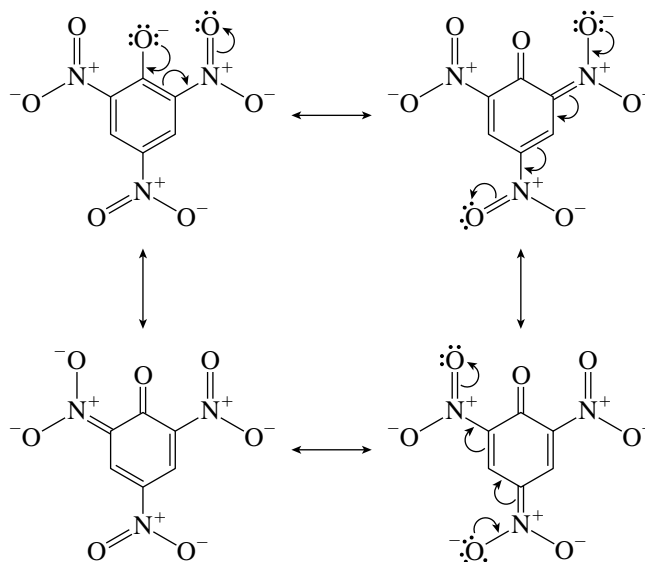
- (i) Hydrogen bromide cleaves ethers to give an alkyl halide and a phenol.



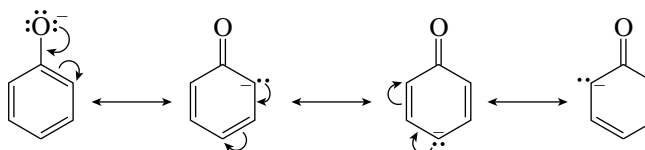
- 24.14 (a) Strongly electron-withdrawing groups, particularly those such as $-\text{NO}_2$, increase the acidity of phenols by resonance stabilization of the resulting phenoxide anion. Electron-releasing substituents such as $-\text{CH}_3$ exert a very small acid-weakening effect.



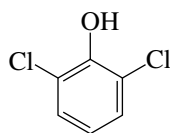
Picric acid (2,4,6-trinitrophenol) is a stronger acid by far than 2,4,6-trimethylphenol. All three nitro groups participate in resonance stabilization of the picrate anion.



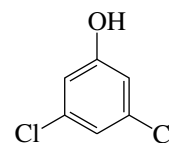
- (b) Stabilization of a phenoxide anion is most effective when electron-withdrawing groups are present at the ortho and para positions, because it is these carbons that bear most of the negative charge in phenoxide anion.



2,6-Dichlorophenol is therefore expected to be (and is) a stronger acid than 3,5-dichlorophenol.

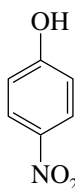


2,6-Dichlorophenol, more acidic
($K_a = 1.6 \times 10^{-7}$, $pK_a = 6.8$)

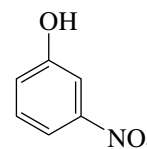


3,5-Dichlorophenol, less acidic
($K_a = 6.5 \times 10^{-9}$, $pK_a = 8.2$)

- (c) The same principle is at work here as in part (b). A nitro group para to the phenol oxygen is directly conjugated to it and stabilizes the anion better than one at the meta position.



4-Nitrophenol, stronger acid
($K_a = 1.0 \times 10^{-8}$, $pK_a = 7.2$)



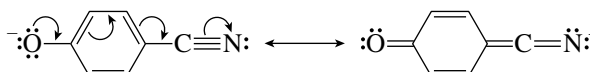
3-Nitrophenol, weaker acid
($K_a = 4.1 \times 10^{-9}$, $pK_a = 8.4$)

- (d) A cyano group is strongly electron-withdrawing, and so 4-cyanophenol is a stronger acid than phenol.

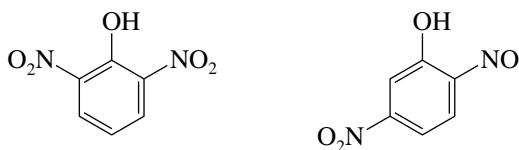


4-Cyanophenol, more acidic ($K_a = 1.1 \times 10^{-8}$, $pK_a = 8.0$) Phenol, less acidic ($K_a = 1 \times 10^{-10}$, $pK_a = 10$)

There is resonance stabilization of the 4-cyanophenoxide anion.

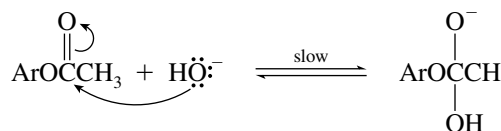


- (e) The 5-nitro group in 2,5-dinitrophenol is meta to the hydroxyl group and so does not stabilize the resulting anion as much as does an ortho or a para nitro group.

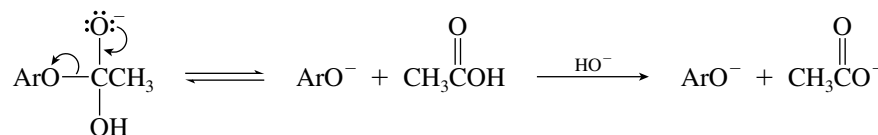


2,6-Dinitrophenol, more acidic ($K_a = 2.0 \times 10^{-4}$, $pK_a = 3.7$) 2,5-Dinitrophenol, less acidic ($K_a = 6.0 \times 10^{-6}$, $pK_a = 5.2$)

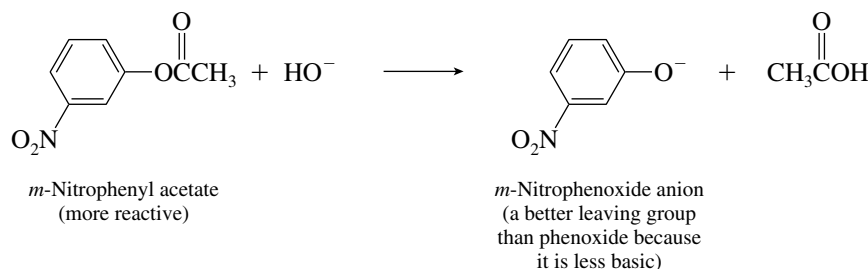
- 24.15 (a) The rate-determining step of ester hydrolysis in basic solution is formation of the tetrahedral intermediate.



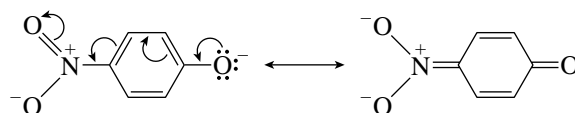
Because this intermediate is negatively charged, there will be a small effect favoring its formation when the aryl group bears an electron-withdrawing substituent. Furthermore, this intermediate can either return to starting materials or proceed to products.



The proportion of the tetrahedral intermediate that goes on to products increases as the leaving group ArO^- becomes less basic. This is strongly affected by substituents; electron-withdrawing groups stabilize ArO^- . The prediction is that *m*-nitrophenyl acetate undergoes hydrolysis in basic solution faster than phenol. Indeed, this is observed to be the case; *m*-nitrophenyl acetate reacts some ten times faster than does phenyl acetate at 25°C.



- (b) The same principle applies here as in part (a). *p*-Nitrophenyl acetate reacts faster than *m*-nitrophenyl acetate (by about 45%) largely because *p*-nitrophenoxide is less basic and thus a better leaving group than *m*-nitrophenoxide.



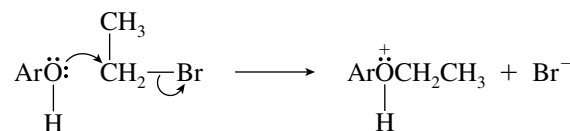
Resonance in *p*-nitrophenoxide is particularly effective because the *p*-nitro group is directly conjugated to the oxyanion; direct conjugation of these groups is absent in *m*-nitrophenoxide.

- (c) The reaction of ethyl bromide with a phenol is an S_N2 reaction in which the oxygen of the phenol is the nucleophile. The reaction is much faster with sodium phenoxide than with phenol, because an anion is more nucleophilic than a corresponding neutral molecule.

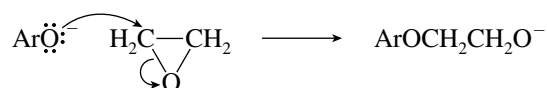
Faster reaction:



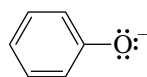
Slower reaction:



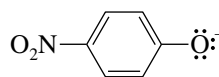
- (d) The answer here also depends on the nucleophilicity of the attacking species, which is a phenoxide anion in both reactions.



The more nucleophilic anion is phenoxide ion, because it is more basic than *p*-nitrophenoxide.



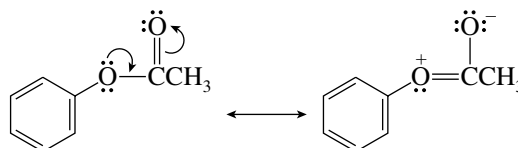
More basic;
better nucleophile



Better delocalization of negative
charge makes this less
basic and less nucleophilic.

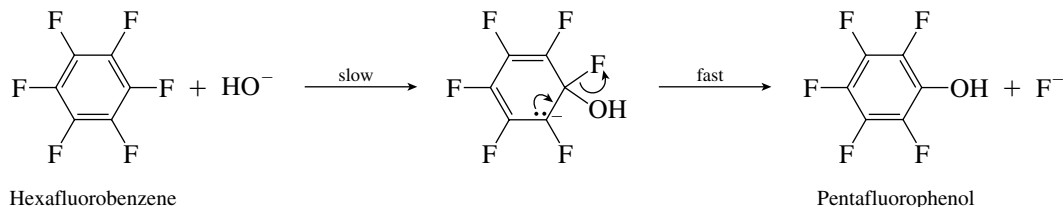
Rate measurements reveal that sodium phenoxide reacts 17 times faster with ethylene oxide (in ethanol at 70°C) than does its *p*-nitro derivative.

- (e) This reaction is electrophilic aromatic substitution. Because a hydroxy substituent is more activating than an acetate group, phenol undergoes bromination faster than does phenyl acetate.



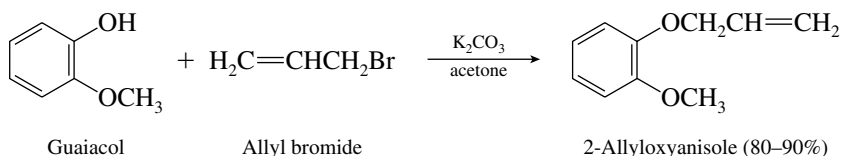
Resonance involving ester group reduces
tendency of oxygen to donate electrons to ring.

- 24.16** Nucleophilic aromatic substitution by the elimination–addition mechanism is impossible, owing to the absence of any protons that might be abstracted from the substrate. The addition–elimination pathway is available, however.

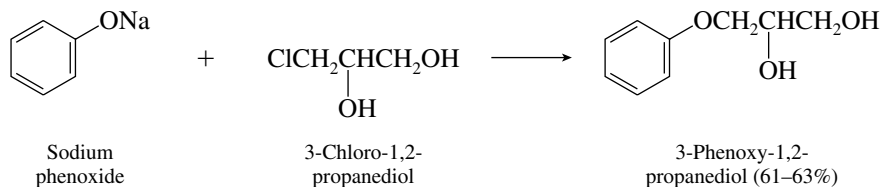


This pathway is favorable because the cyclohexadienyl anion intermediate formed in the rate-determining step is stabilized by the electron-withdrawing inductive effect of its fluorine substituents.

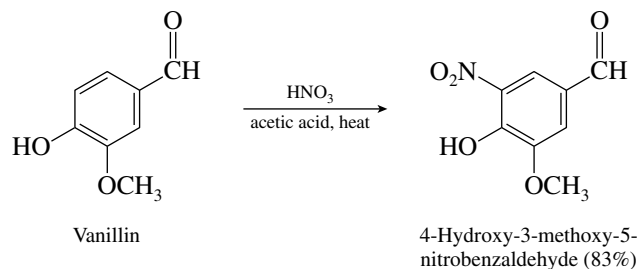
- 24.17** (a) Allyl bromide is a reactive alkylating agent and converts the free hydroxyl group of the aryl compound (a natural product known as *guaiacol*) to its corresponding allyl ether.



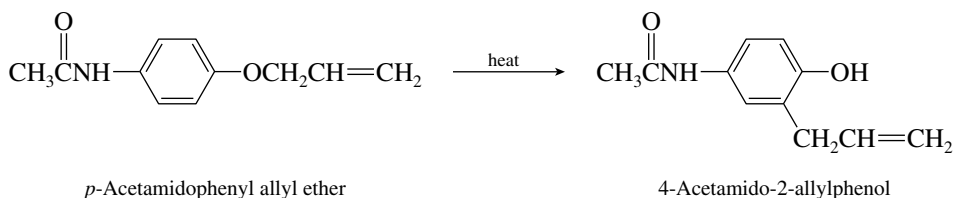
- (b) Sodium phenoxide acts as a nucleophile in this reaction and is converted to an ether.



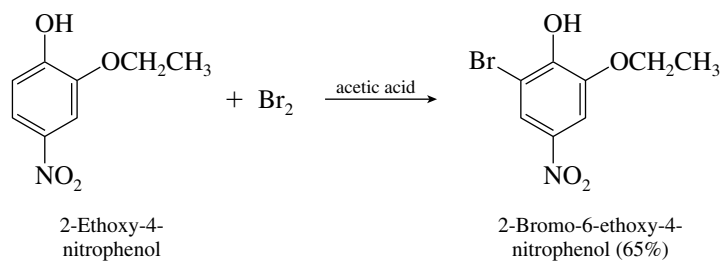
- (c) Orientation in nitration is governed by the most activating substituent, in this case the hydroxyl group.



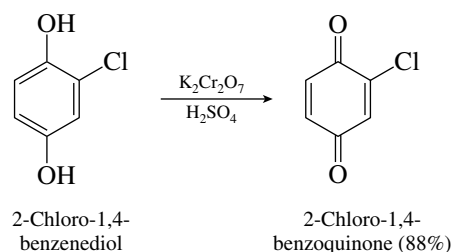
- (d) Allyl aryl ethers undergo a Claisen rearrangement on heating. Heating *p*-acetamidophenyl allyl ether gave an 83% yield of 4-acetamido-2-allylphenol.



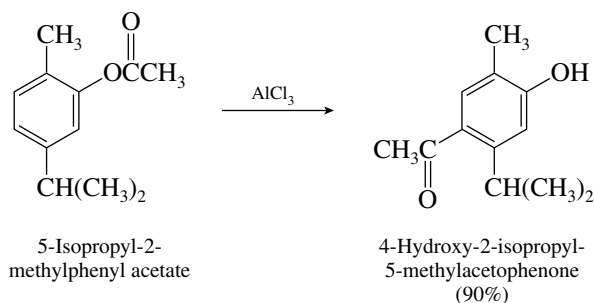
- (e) The hydroxyl group, as the most activating substituent, controls the orientation of electrophilic aromatic substitution. Bromination takes place ortho to the hydroxyl group.



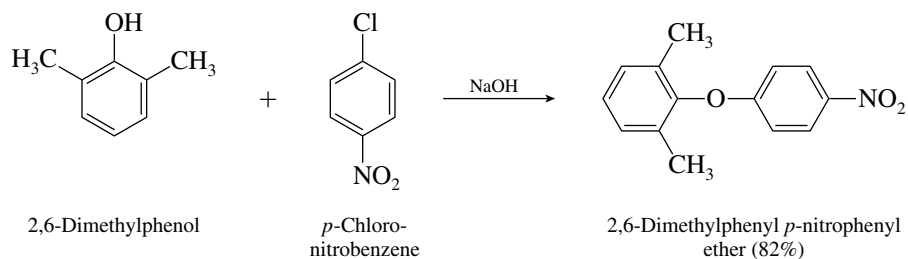
- (f) Oxidation of hydroquinone derivatives (*p*-dihydroxybenzenes) with Cr(VI) reagents is a method for preparing quinones.



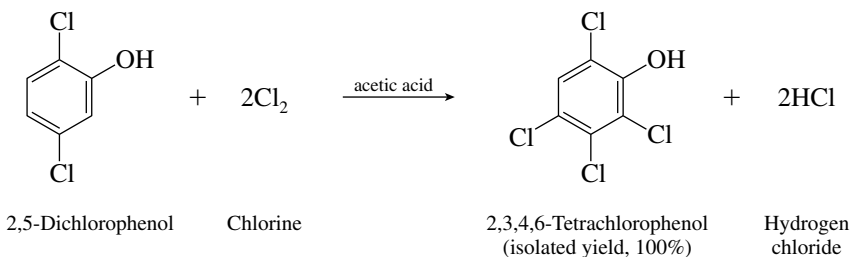
- (g) Aryl esters undergo a reaction known as the **Fries rearrangement** on being treated with aluminum chloride, which converts them to acyl phenols. Acylation takes place para to the hydroxyl in this case.



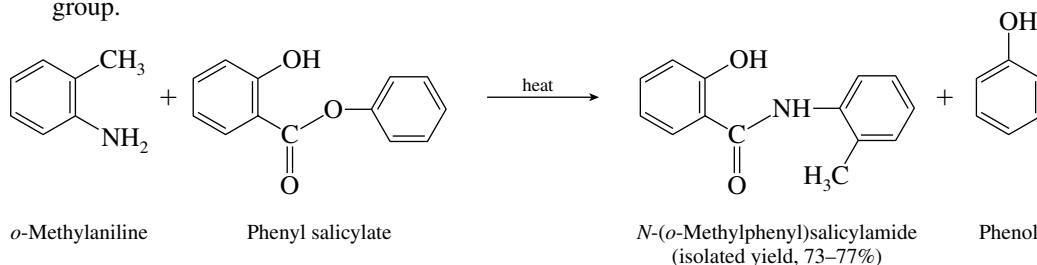
- (h) Nucleophilic aromatic substitution takes place to yield a diaryl ether. The nucleophile is the phenoxide ion derived from 2,6-dimethylphenol.



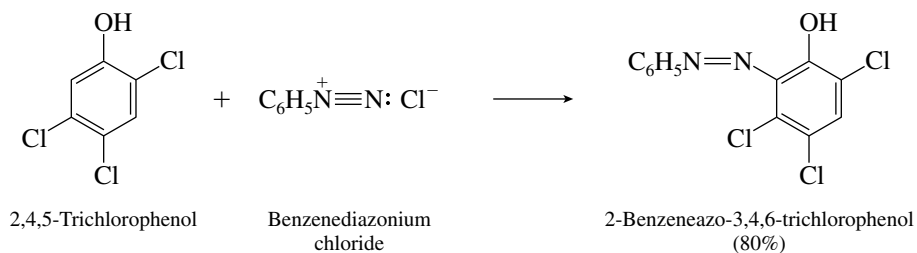
- (i) Chlorination with excess chlorine occurs at all available positions that are ortho and para to the hydroxyl group.



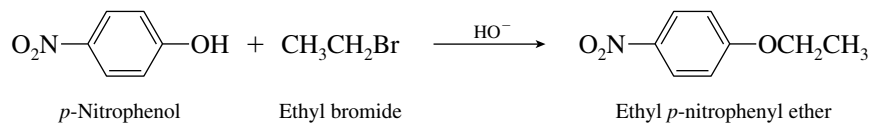
- (j) Amines react with esters to give amides. In the case of a phenyl ester, phenol is the leaving group.



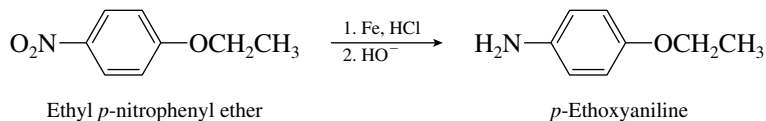
- (k) Aryl diazonium salts attack electron-rich aromatic rings, such as those of phenols, to give the products of electrophilic aromatic substitution.



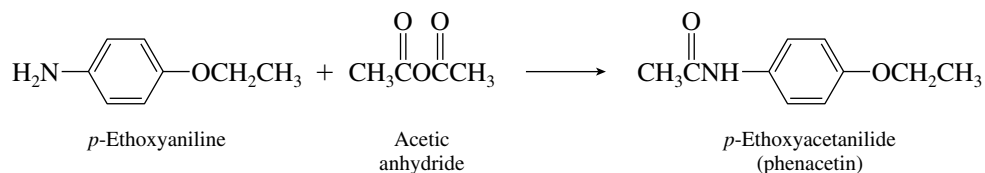
24.18 In the first step *p*-nitrophenol is alkylated on its phenolic oxygen with ethyl bromide.



Reduction of the nitro group gives the corresponding arylamine.

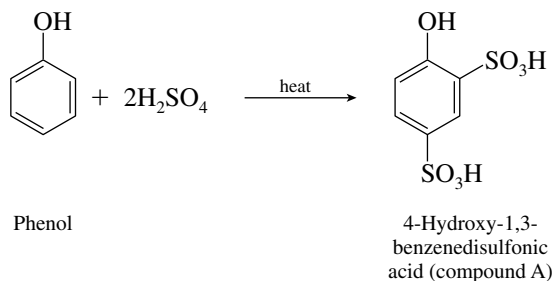


Treatment of *p*-ethoxyaniline with acetic anhydride gives phenacetin.

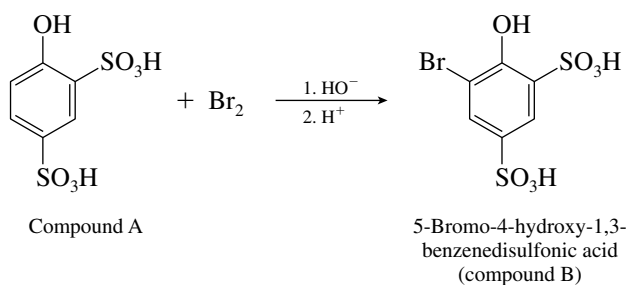


24.19 The three parts of this problem make up the series of steps by which *o*-bromophenol is prepared.

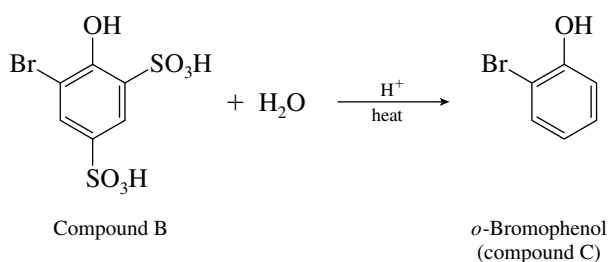
- (a) Because direct bromination of phenol yields both *o*-bromophenol and *p*-bromophenol, it is essential that the para position be blocked prior to the bromination step. In practice, what is done is to disulfonate phenol, which blocks the para and one of the ortho positions.



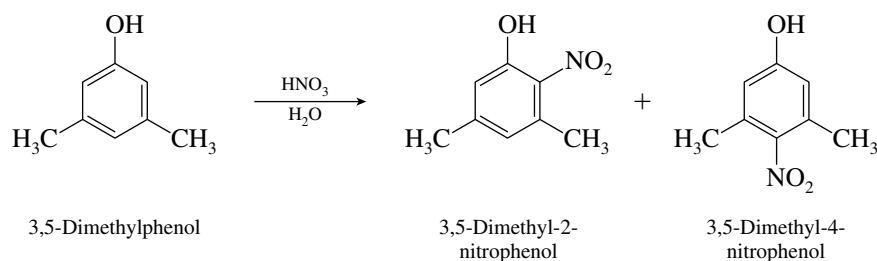
- (b) Bromination then can be accomplished cleanly at the open position ortho to the hydroxyl group.



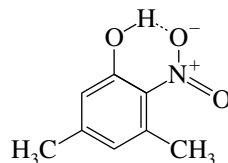
- (c) After bromination the sulfonic acid groups are removed by acid-catalyzed hydrolysis.



24.20 Nitration of 3,5-dimethylphenol gives a mixture of the 2-nitro and 4-nitro derivatives.



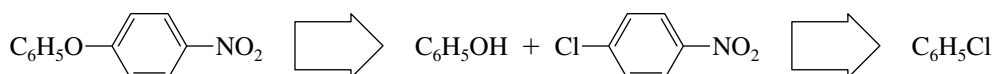
The more volatile compound (compound A), isolated by steam distillation, is the 2-nitro derivative. Intramolecular hydrogen bonding is possible between the nitro group and the hydroxyl group.



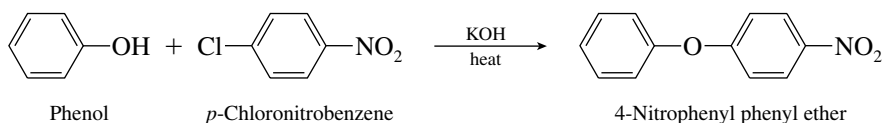
Intramolecular hydrogen bonding
in 3,5-dimethyl-2-nitrophenol

The 4-nitro derivative participates in intermolecular hydrogen bonds and has a much higher boiling point; it is compound B.

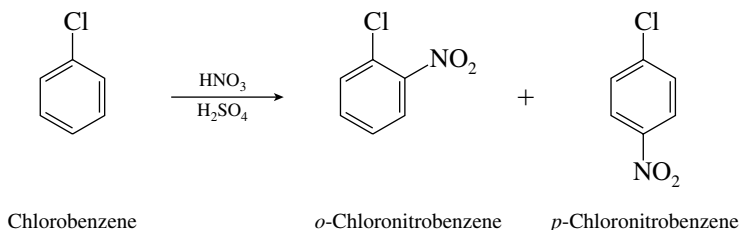
- 24.21** The relationship between the target molecule and the starting materials tells us that two processes are required, formation of a diaryl ether linkage and nitration of an aromatic ring. The proper order of carrying out these two separate processes is what needs to be considered.



The critical step is ether formation, a step that is feasible for the reactants shown:

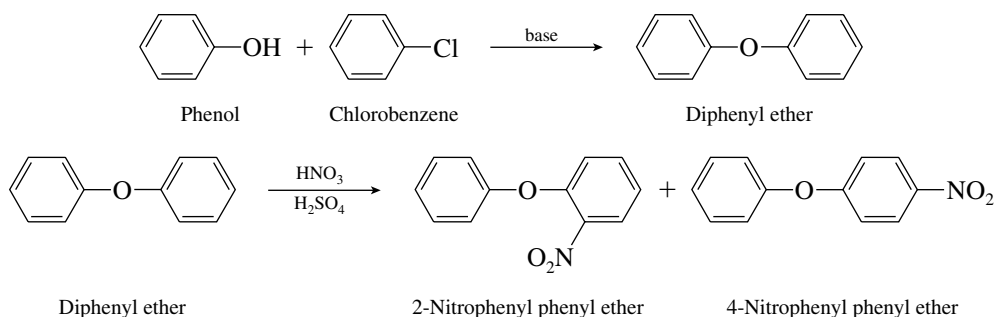


The reason this reaction is suitable is that it involves nucleophilic aromatic substitution by the addition–elimination mechanism on a *p*-nitro-substituted aryl halide. Indeed, this reaction has been carried out and gives an 80–82% yield. A reasonable synthesis would therefore begin with the preparation of *p*-chloronitrobenzene.



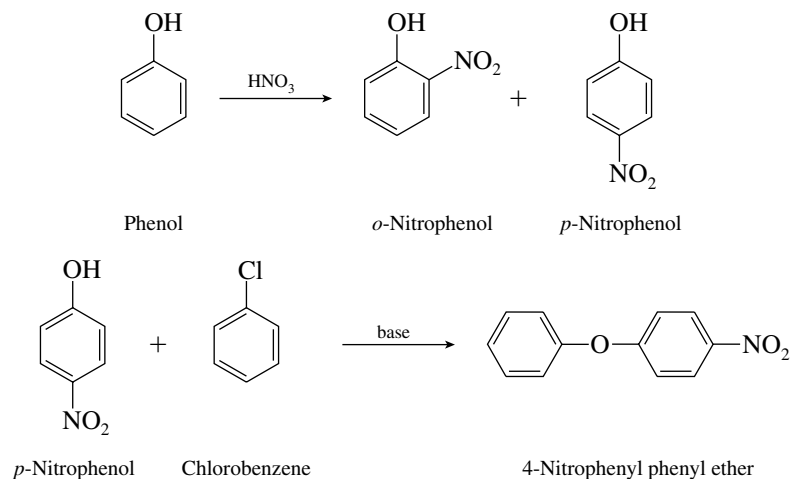
Separation of the *p*-nitro-substituted aryl halide and reaction with phenoxide ion complete the synthesis.

The following alternative route is less satisfactory:

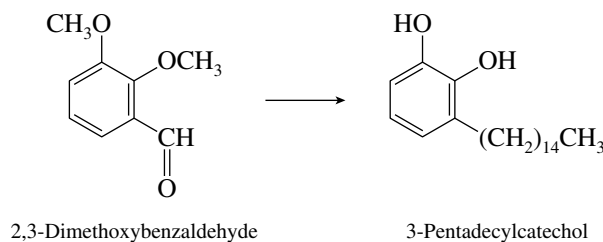


The difficulty with this route concerns the preparation of diphenyl ether. Direct reaction of phenoxide ion with chlorobenzene is very slow and requires high temperatures because chlorobenzene is a poor substrate for nucleophilic substitution.

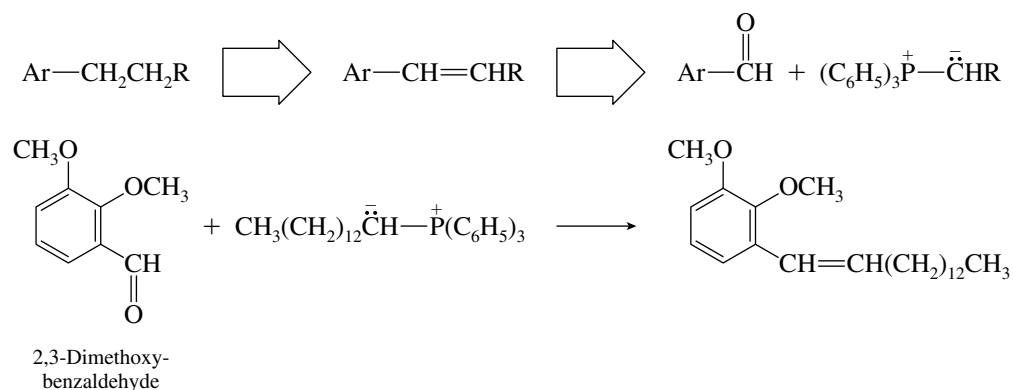
A third route is also unsatisfactory because it, too, requires nucleophilic substitution on chlorobenzene.



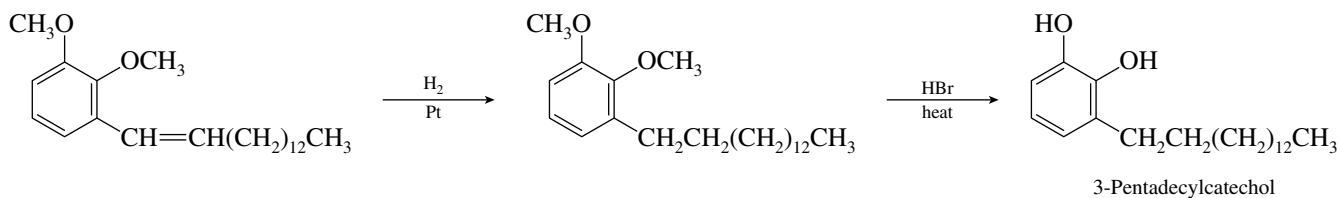
24.22 The overall transformation that needs to be effected is



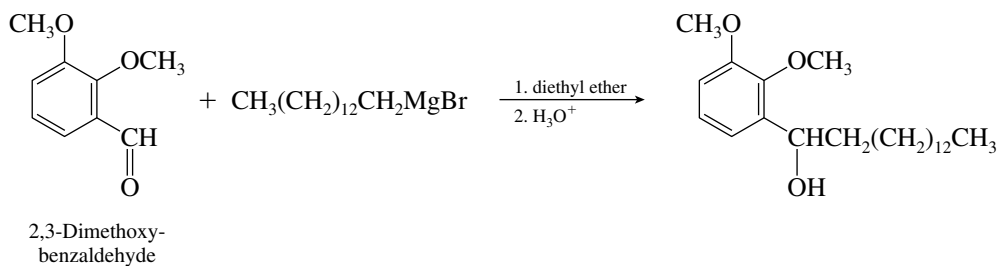
A reasonable place to begin is with the attachment of the side chain. The aldehyde function allows for chain extension by a Wittig reaction.



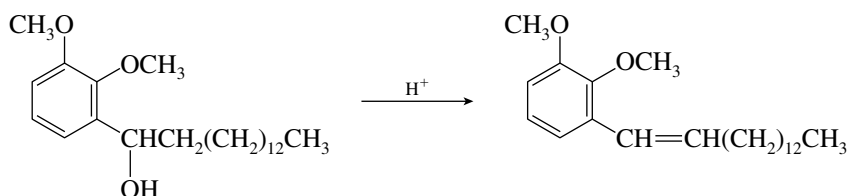
Hydrogenation of the double bond and hydrogen halide cleavage of the ether functions complete the synthesis.



Other synthetic routes are of course possible. One of the earliest approaches used a Grignard reaction to attach the side chain.

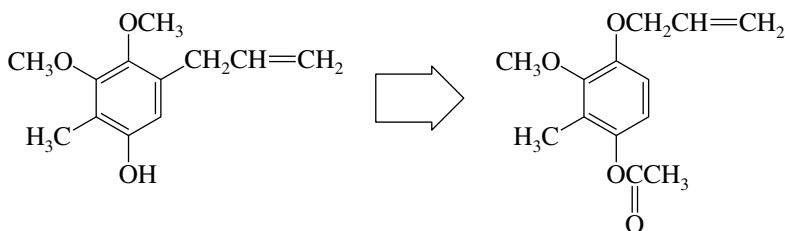


The resulting secondary alcohol can then be dehydrated to the same alkene intermediate prepared in the preceding synthetic scheme.

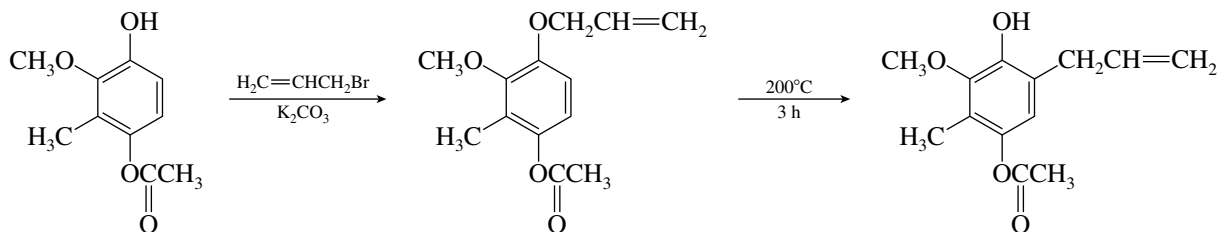


Again, hydrogenation of the double bond and ether cleavage leads to the desired 3-pentadecylcatechol.

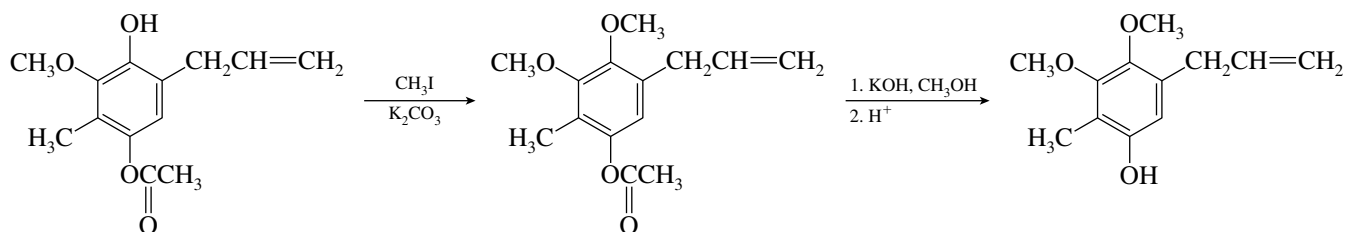
- 24.23** Recall that the Claisen rearrangement converts an aryl allyl ether to an ortho-substituted allyl phenol. The presence of an allyl substituent in the product ortho to an aryl ether thus suggests the following retrosynthesis:



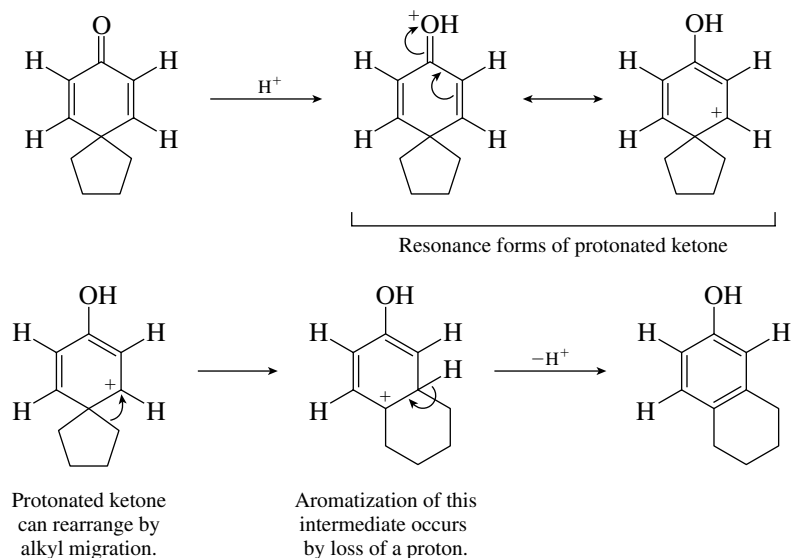
As reported in the literature synthesis, the starting phenol may be converted to the corresponding allyl ether by reaction with allyl bromide in the presence of base. This step was accomplished in 80% yield. Heating the allyl ether yields the *o*-allyl phenol.



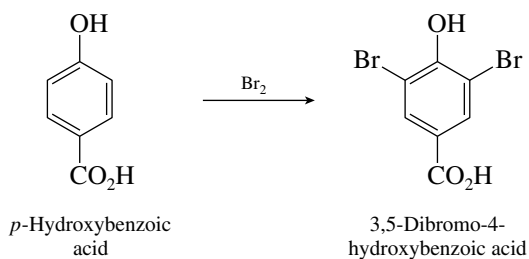
The synthesis is completed by methylation of the phenolic oxygen and saponification of the acetate ester. The final three steps of the synthesis proceeded in an 82% overall yield.



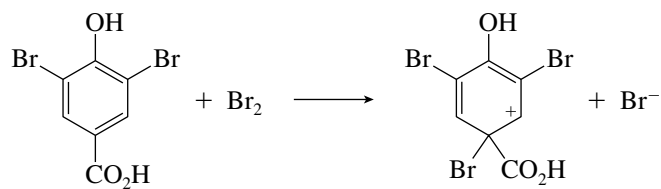
- 24.24 The driving force for this reaction is the stabilization that results from formation of the aromatic ring. A reasonable series of steps begins with protonation of the carbonyl oxygen.



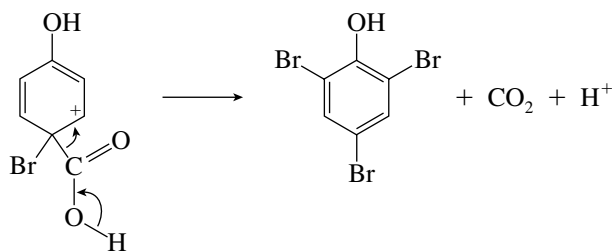
- 24.25 Bromination of *p*-hydroxybenzoic acid takes place in the normal fashion at both positions ortho to the hydroxy group.



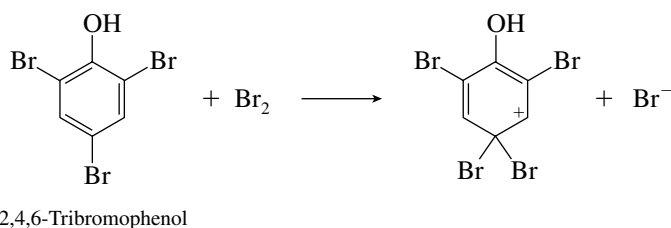
A third bromination step, this time at the para position, leads to the intermediate shown.



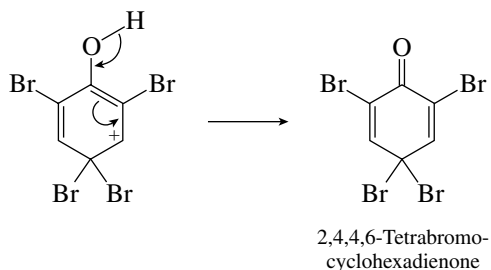
Aromatization of this intermediate occurs by decarboxylation.



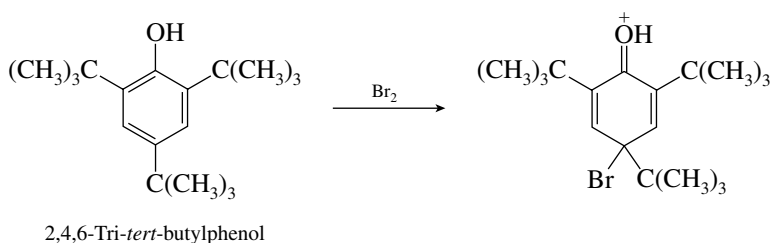
- 24.26 Electrophilic attack of bromine on 2,4,6-tribromophenol leads to a cationic intermediate.



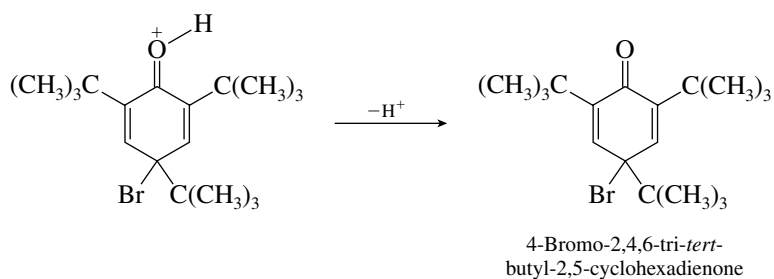
Loss of the hydroxyl proton from this intermediate generates the observed product.



- 24.27 A good way to approach this problem is to assume that bromine attacks the aromatic ring of the phenol in the usual way, that is, para to the hydroxyl group.

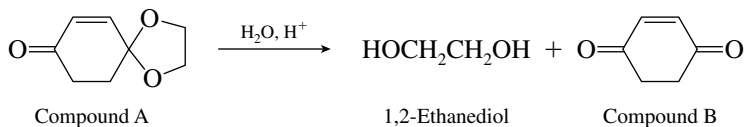


This cation cannot yield the product of electrophilic aromatic substitution by loss of a proton from the ring but can lose a proton from oxygen to give a cyclohexadienone derivative.



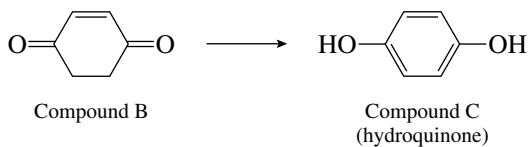
This cyclohexadienone is the compound $\text{C}_{18}\text{H}_{29}\text{BrO}$, and the peaks at 1655 and 1630 cm^{-1} in the infrared are consistent with $\text{C}=\text{O}$ and $\text{C}=\text{C}$ stretching vibrations. The compound's symmetry is consistent with the observed ^1H NMR spectrum; two equivalent *tert*-butyl groups at C-2 and C-6 appear as an 18-proton singlet at δ 1.3 ppm, the other *tert*-butyl group is a 9-proton singlet at δ 1.2 ppm, and the 2 equivalent vinyl protons of the ring appear as a singlet at δ 6.9 ppm.

- 24.28 Because the starting material is an acetal and the reaction conditions lead to hydrolysis with the production of 1,2-ethanediol, a reasonable reaction course is

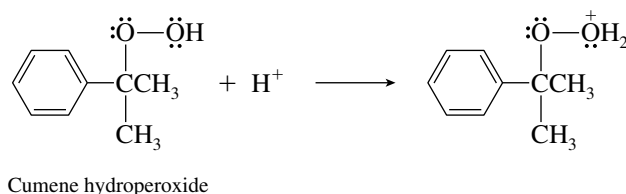


Indeed, dione B satisfies the spectroscopic criteria. Carbonyl bands are seen in the infrared spectrum, and compound B has two sets of protons to be seen in its ^1H NMR spectrum. The two vinyl protons are equivalent and appear at low field, δ 6.7 ppm; the 4 methylene protons are equivalent to each other and are seen at δ 2.9 ppm.

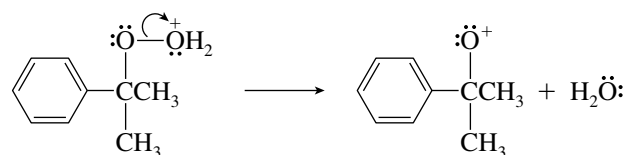
Compound B is the doubly ketonic tautomeric form of hydroquinone, compound C, to which it isomerizes on standing in water.



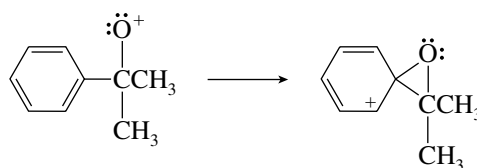
24.29 A reasonable first step is protonation of the hydroxyl oxygen.



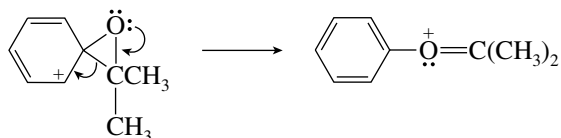
The weak oxygen–oxygen bond can now be cleaved, with loss of water as the leaving group.



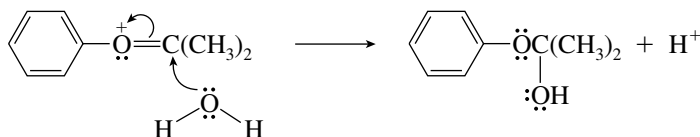
This intermediate bears a positively charged oxygen with only six electrons in its valence shell. Like a carbocation, such a species is highly electrophilic. The electrophilic oxygen attacks the π system of the neighboring aromatic ring to give an unstable intermediate.



Ring opening of this intermediate is assisted by one of the lone pairs of oxygen and restores the aromaticity of the ring.

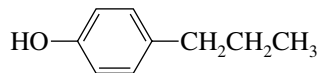


The cation formed by ring opening is captured by a water molecule to yield the hemiacetal product.



- 24.30 (a) The molecular formula of the compound ($C_9H_{12}O$) tells us that it has a total of four double bonds and rings (index of hydrogen deficiency = 4). The prominent peak in the infrared spectrum is the hydroxyl absorption of an alcohol or a phenol at 3300 cm^{-1} .

Peaks in the δ 110–160 ppm region of the ^{13}C NMR spectrum suggest an aromatic ring, which accounts for six of the nine carbon atoms and all its double bonds and rings. The presence of four peaks in this region, two of which are C and two CH, indicates a para-disubstituted aromatic derivative. That the remaining three carbons are sp^3 -hybridized is indicated by the upfield absorptions at δ 15, 26, and 38 ppm. None of these carbons has a chemical shift below δ 40 ppm, and so none of them can be bonded to the hydroxyl group. Thus the hydroxyl group must be bonded to the aromatic ring. The compound is 4-propylphenol.



4-Propylphenol

- (b) Once again the molecular formula ($C_9H_{11}BrO$) indicates a total of four double bonds and rings. The four peaks in the δ 110–160 ppm region of the spectrum, three of which represent CH, suggest a monosubstituted aromatic ring.

The remaining atoms to be accounted for are O and Br. Because all the unsaturations are accounted for by the benzene ring and the infrared spectrum lacks any hydroxyl absorption, the oxygen atom must be part of an ether function. The three CH_2 groups indicated by the absorptions at δ 32, 35, and 66 ppm in the ^{13}C NMR spectrum allow the compound to be identified as 3-bromopropyl phenyl ether.



3-Bromopropyl phenyl ether

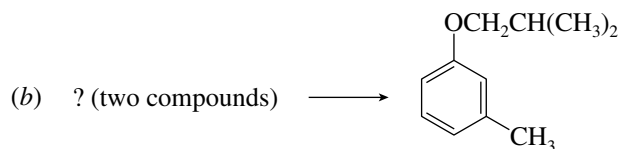
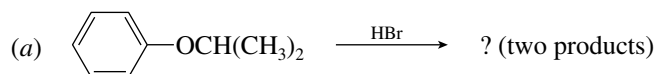
SELF-TEST

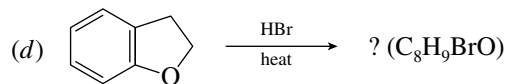
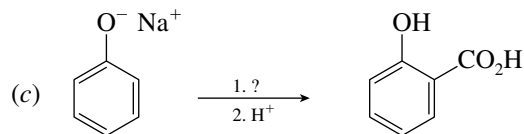
PART A

- A-1. Which is the stronger acid, *m*-hydroxybenzaldehyde or *p*-hydroxybenzaldehyde? Explain your answer, using resonance structures.
- A-2. The cresols are methyl-substituted phenols. Predict the major products to be obtained from the reactions of *o*-, *m*-, and *p*-cresol with dilute nitric acid.
- A-3. Give the structure of the product from the reaction of *p*-cresol with propanoyl

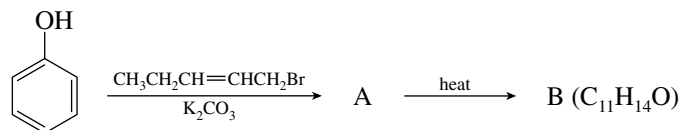
chloride, $CH_3CH_2C(=O)Cl$, in the presence of $AlCl_3$. What product is obtained in the absence of $AlCl_3$?

- A-4. Provide the structure of the reactant, reagent, or product omitted from each of the following:





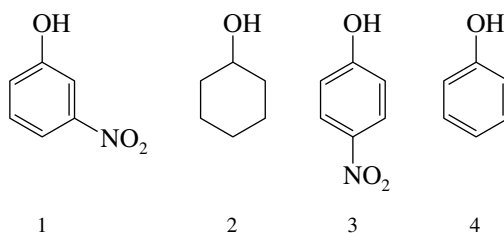
A-5. Provide the structures of compounds A and B in the following sequence of reactions:



A-6. Prepare *p*-*tert*-butylphenol from *tert*-butylbenzene using any necessary organic or inorganic reagents.

PART B

B-1. Rank the following in order of decreasing acid strength (most acidic → least acidic):



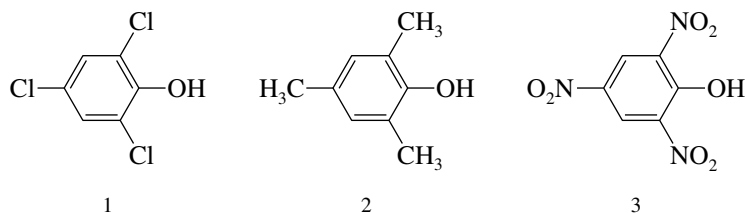
(a) 2 > 4 > 1 > 3

(b) 3 > 1 > 2 > 4

(c) 1 > 3 > 4 > 2

(d) 3 > 1 > 4 > 2

B-2. Rank the following compounds in order of increasing acidity (weakest acid first).



(a) 2 < 3 < 1

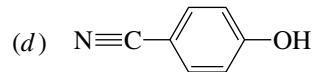
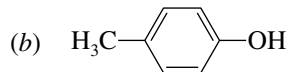
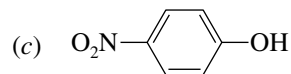
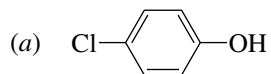
(b) 3 < 2 < 1

(c) 3 < 1 < 2

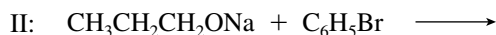
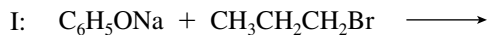
(d) 2 < 1 < 3

(e) 1 < 2 < 3

B-3. Which of the following phenols has the largest pK_a value (i.e., is least acidic)?

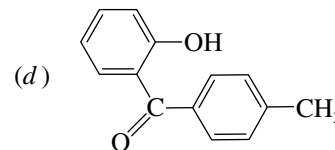
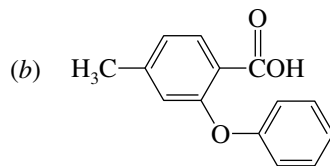
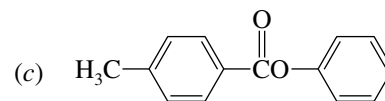
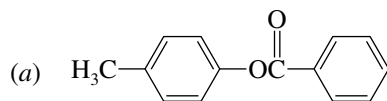
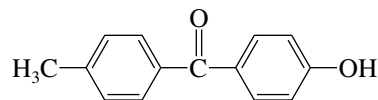


B-4. Which of the following reactions is a more effective method for preparing phenyl propyl ether?

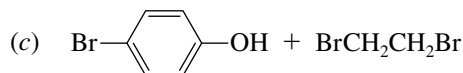
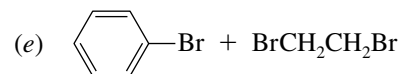
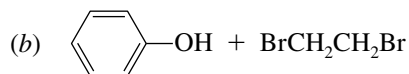
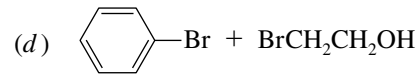
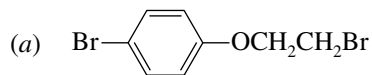
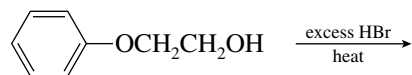


- (a) Reaction I is more effective.
 (b) Reaction II is more effective.
 (c) Both reactions I and II are effective.
 (d) Neither reaction I nor reaction II is effective.

B-5. What reactant gives the product shown on heating with aluminum chloride?



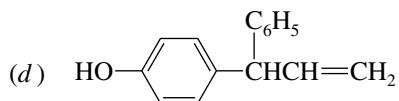
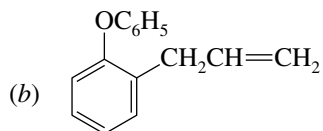
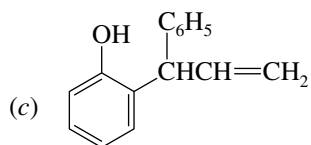
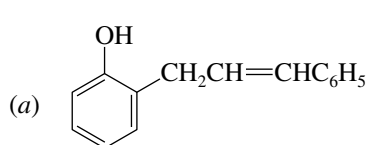
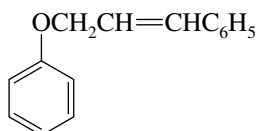
B-6. What are the products of the following reaction?




B-7. Which of the following sets of reagents, used in the order shown, would enable preparation of *p*-chlorophenol from *p*-chloronitrobenzene?

- (a) 1. Fe, HCl; 2. NaOH; 3. NaNO₂, H₂SO₄; 4. H₃PO₂
 (b) 1. Fe, HCl; 2. NaOH; 3. NaNO₂, H₂SO₄; 4. H₂O, heat
 (c) 1. Fe, HCl; 2. NaOH; 3. NaNO₂, H₂SO₄; 4. ethanol
 (d) 1. NaOH, heat; 2. HCl

B-8. What is the product obtained by heating the following allylic ether of phenol?



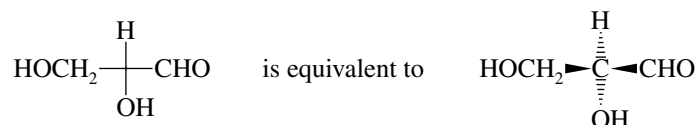


CHAPTER 25

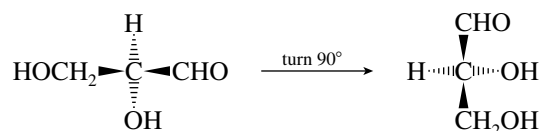
CARBOHYDRATES

SOLUTIONS TO TEXT PROBLEMS

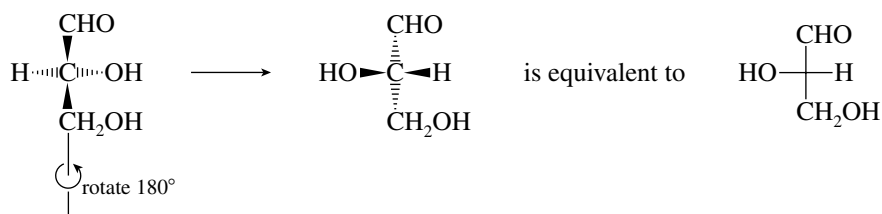
- 25.1 (b) Redraw the Fischer projection so as to show the orientation of the groups in three dimensions.



Reorient the three-dimensional representation, putting the aldehyde group at the top and the primary alcohol at the bottom.

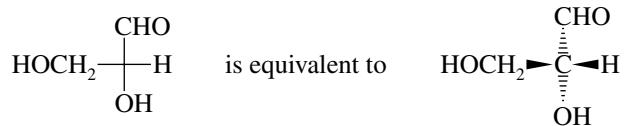


What results is not equivalent to a proper Fischer projection, because the horizontal bonds are directed “back” when they should be “forward.” The opposite is true for the vertical bonds. To make the drawing correspond to a proper Fischer projection, we need to rotate it 180° around a vertical axis.

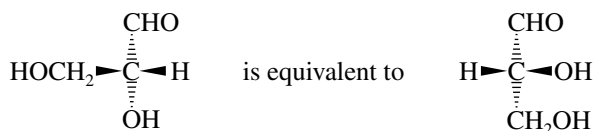


Now, having the molecule arranged properly, we see that it is *L*-glyceraldehyde.

- (c) Again proceed by converting the Fischer projection into a three-dimensional representation.

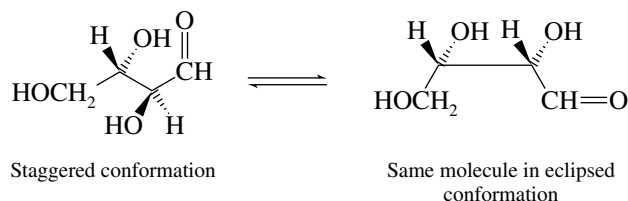


Look at the drawing from a perspective that permits you to see the carbon chain oriented vertically with the aldehyde at the top and the CH_2OH at the bottom. Both groups should point away from you. When examined from this perspective, the hydrogen is to the left and the hydroxyl to the right with both pointing toward you.

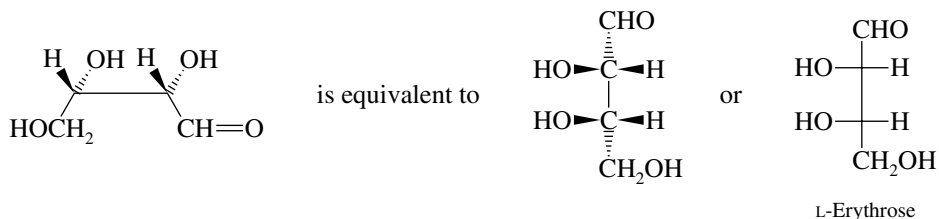


The molecule is D-glyceraldehyde.

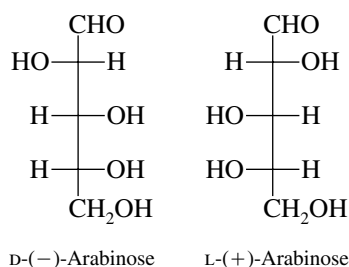
- 25.2** Begin by drawing a perspective view of the molecular model shown in the problem. To view the compound as a Fischer projection, redraw it in an eclipsed conformation.



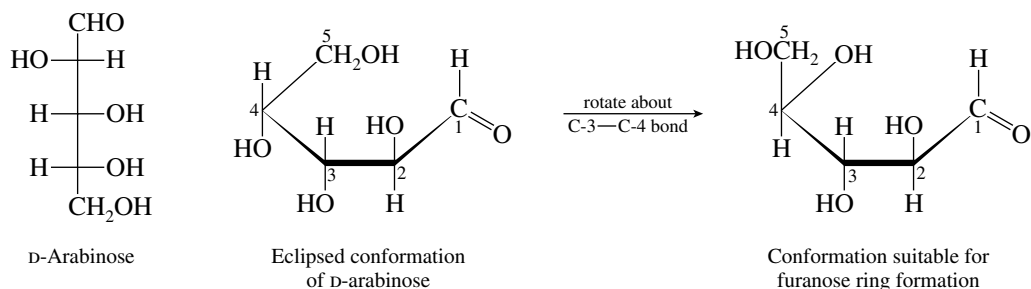
The eclipsed conformation shown, when oriented so that the aldehyde carbon is at the top, vertical bonds back, and horizontal bonds pointing outward from their stereogenic centers, is readily transformed into the Fischer projection of L-erythrose.



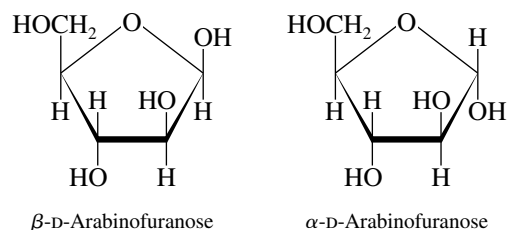
- 25.3** L-Arabinose is the mirror image of D-arabinose, the structure of which is given in text Figure 25.2. The configuration at *each* stereogenic center of D-arabinose must be reversed to transform it into L-arabinose.



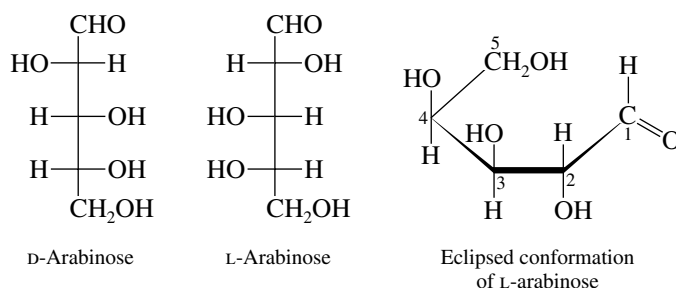
- 25.4 The configuration at C-5 is opposite to that of D-(+)-glyceraldehyde. This particular carbohydrate therefore belongs to the L series. Comparing it with the Fischer projection formulas of the eight D-aldohexoses reveals it to be in the mirror image of D-(+)-talose; it is L-(−)-talose
- 25.5 (b) The Fischer projection formula of D-arabinose may be found in text Figure 25.2. The Fischer projection and the eclipsed conformation corresponding to it are



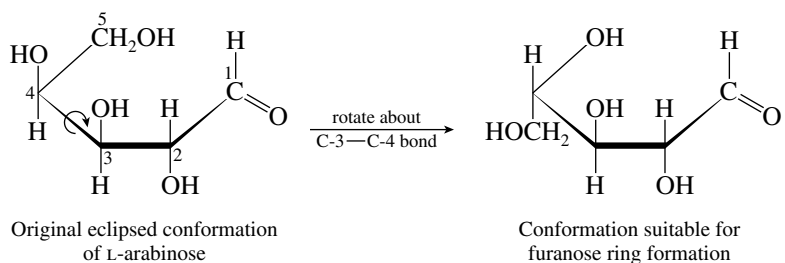
Cyclic hemiacetal formation between the carbonyl group and the C-4 hydroxyl yields the α - and β -furanose forms of D-arabinose.



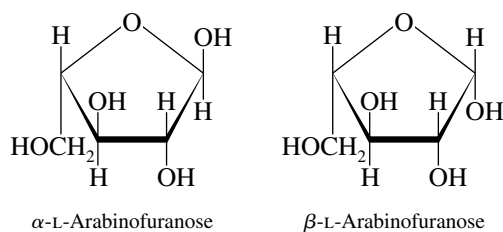
- (c) The mirror image of D-arabinose [from part (b)] is L-arabinose.



The C-4 atom of the eclipsed conformation of L-arabinose must be rotated 120° in a clockwise sense so as to bring its hydroxyl group into the proper orientation for furanose ring formation.

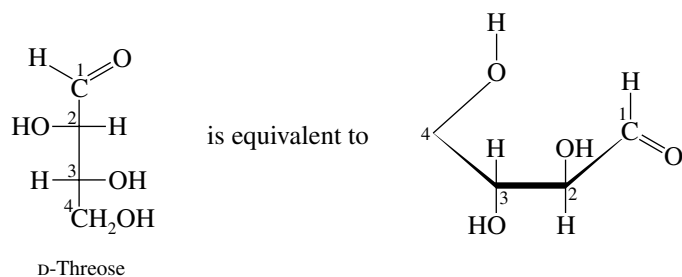


Cyclization gives the α - and β -furanose forms of L-arabinose.

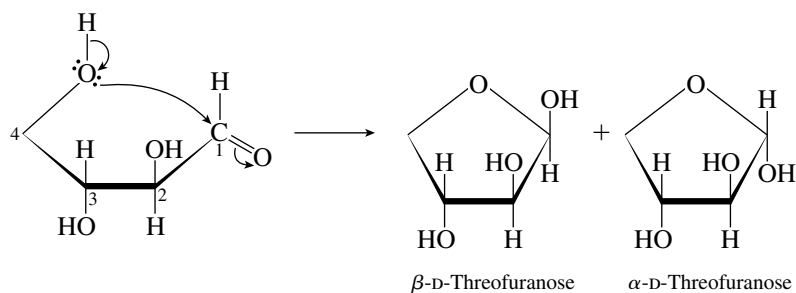


In the L series the anomeric hydroxyl is up in the α isomer and down in the β isomer.

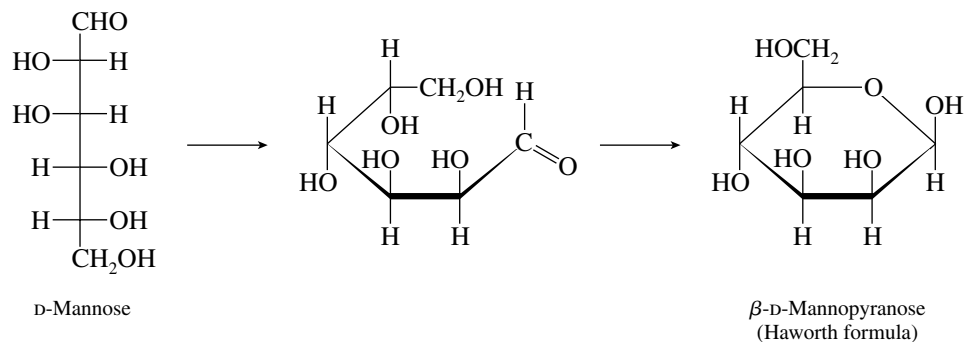
- (d) The Fischer projection formula for D-threose is given in the text Figure 25.2. Reorientation of that projection into a form that illustrates its potential for cyclization is shown.



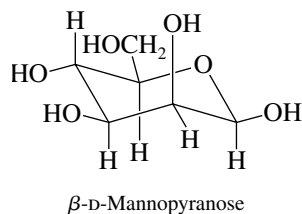
Cyclization yields the two stereoisomeric furanose forms.



- 25.6 (b) The Fischer projection and Haworth formula for D-mannose are

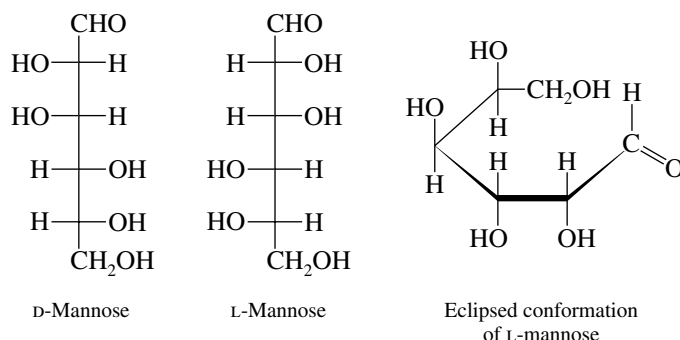


The Haworth formula is more realistically drawn as the following chair conformation:

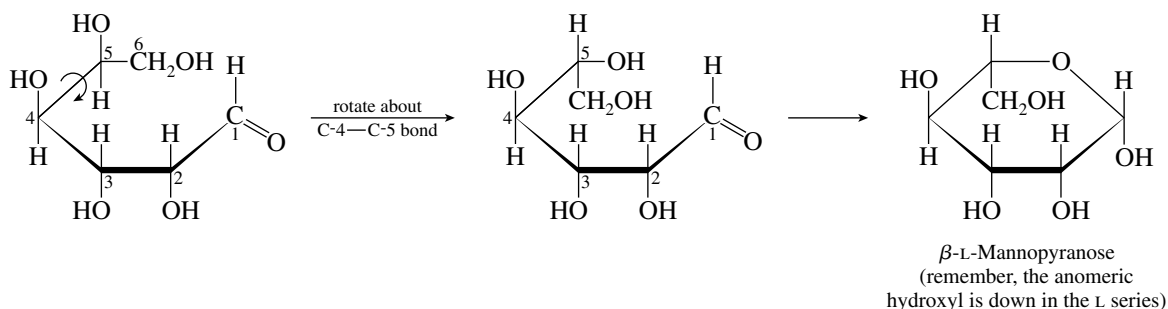


Mannose differs from glucose in configuration at C-2. All hydroxyl groups are equatorial in β -D-glucopyranose; the hydroxyl at C-2 is axial in β -D-mannopyranose.

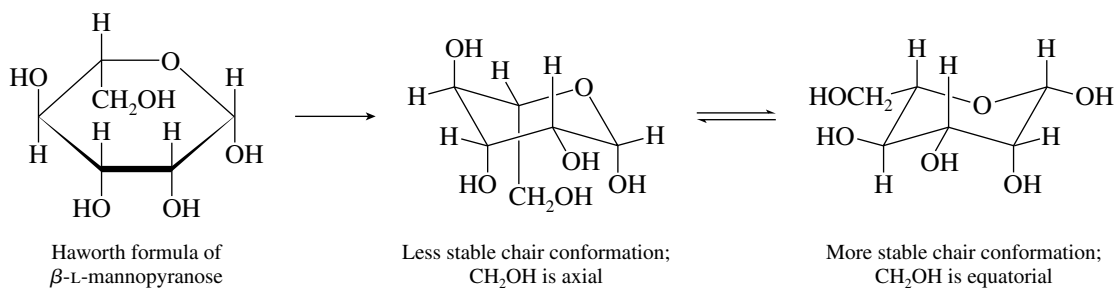
- (c) The conformational depiction of β -L-mannopyranose begins in the same way as that of β -D-mannopyranose. L-Mannose is the mirror image of D-mannose.



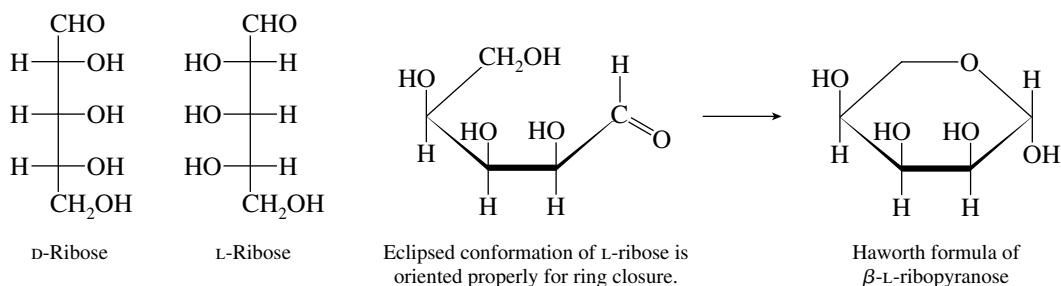
To rewrite the eclipsed conformation of L-mannose in a way that permits hemiacetal formation between the carbonyl group and the C-5 hydroxyl, C-5 is rotated 120° in the clockwise sense.



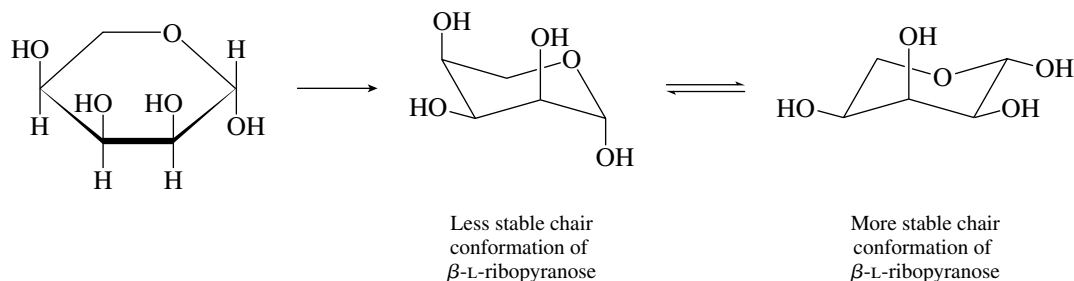
Translating the Haworth formula into a proper conformational depiction requires that a choice be made between the two chair conformations shown.



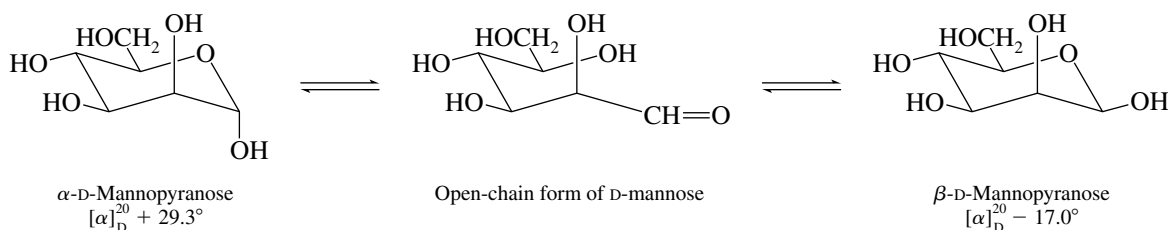
- (d) The Fischer projection formula for L-ribose is the mirror image of that for D-ribose.



Of the two chair conformations of β -L-ribose, the one with the greater number of equatorial substituents is more stable.



25.7 The equation describing the equilibrium is



Let A = percent α isomer; $100 - A$ = percent β isomer. Then

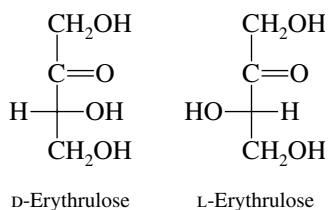
$$A(+29.3^\circ) + (100 - A)(-17.0^\circ) = 100(+14.2^\circ)$$

$$46.3A = 3120$$

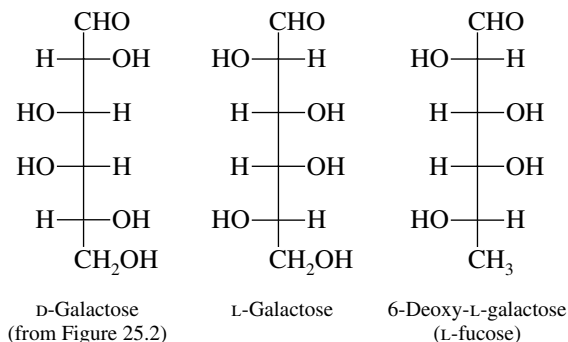
$$\text{Percent } \alpha \text{ isomer} = 67\%$$

$$\text{Percent } \beta \text{ isomer} = (100 - A) = 33\%$$

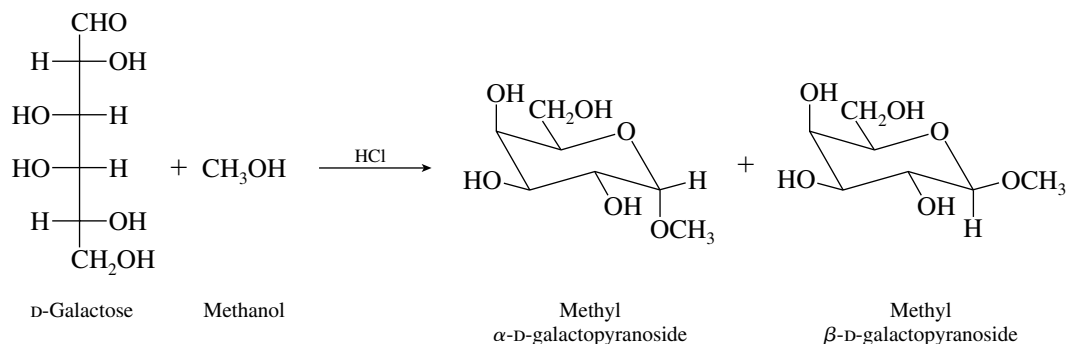
25.8 Review carbohydrate terminology by referring to text Table 25.1. A **ketotetrose** is a four-carbon ketose. Writing a Fischer projection for a four-carbon ketose reveals that only one stereogenic center is present, and thus there are only two ketotetroses. They are enantiomers of each other and are known as D- and L-erythrulose.



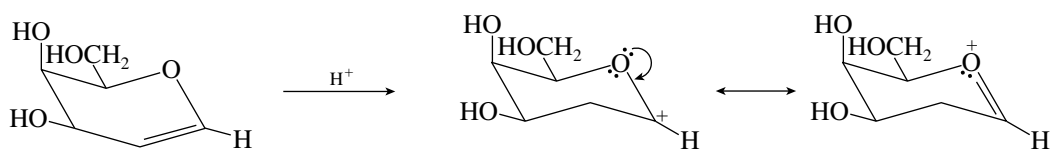
25.9 (b) Because L-fucose is 6-deoxy-L-galactose, first write the Fischer projection formula of D-galactose, and then transform it to its mirror image, L-galactose. Transform the C-6 CH_2OH group to CH_3 to produce 6-deoxy-L-galactose.



- 25.10** Reaction of a carbohydrate with an alcohol in the presence of an acid catalyst gives mixed acetals at the anomeric position.

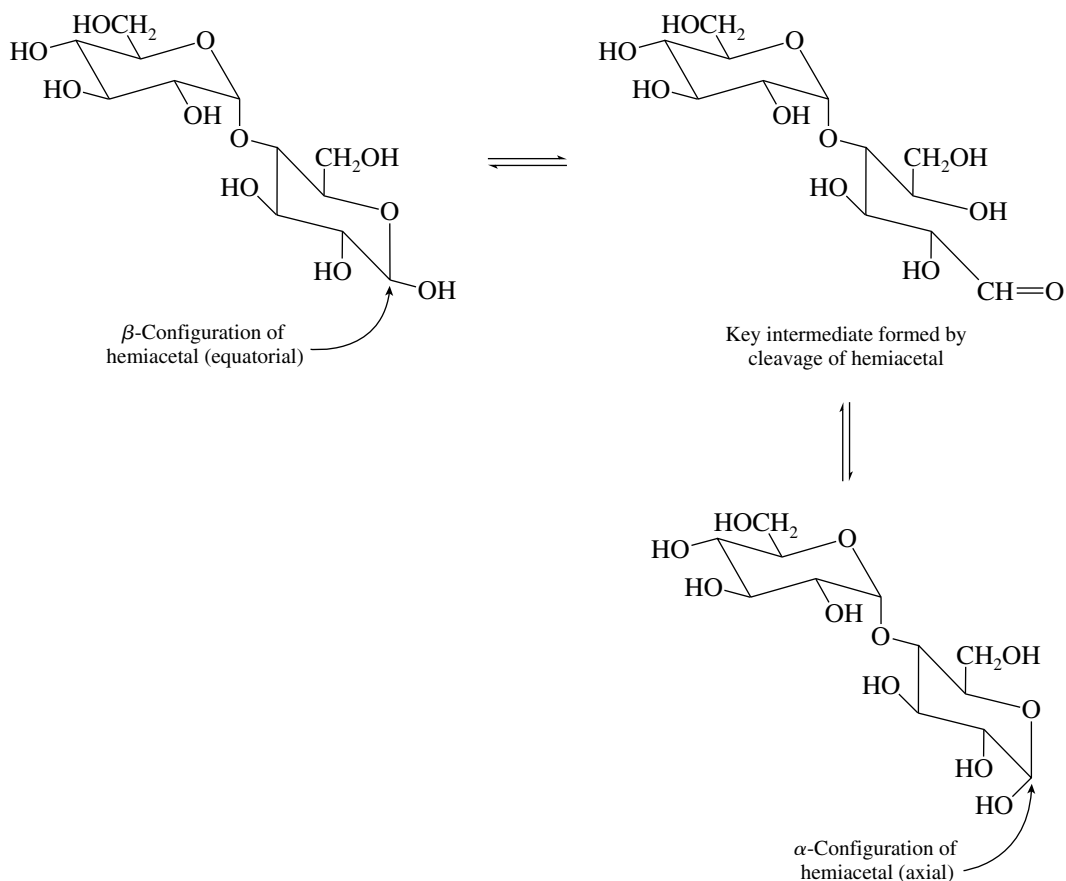


- 25.11** Acid-catalyzed addition of methanol to the glycal proceeds by regioselective protonation of the double bond in the direction that leads to the more stable carbocation. Here again, the more stable carbocation is the one stabilized by the ring oxygen.



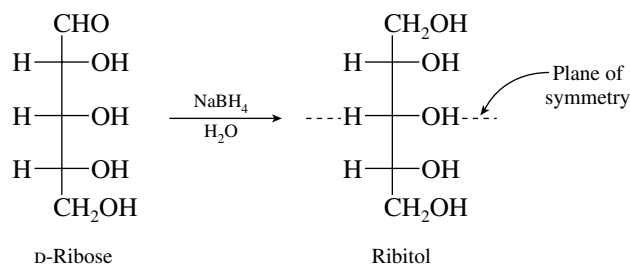
Capture on either face of the carbocation by methanol yields the α and β methyl glycosides.

- 25.12** The hemiacetal opens to give an intermediate containing a free aldehyde function. Cyclization of this intermediate can produce either the α or the β configuration at this center. The axial and equatorial orientations of the anomeric hydroxyl can best be seen by drawing maltose with the pyranose rings in chair conformations.



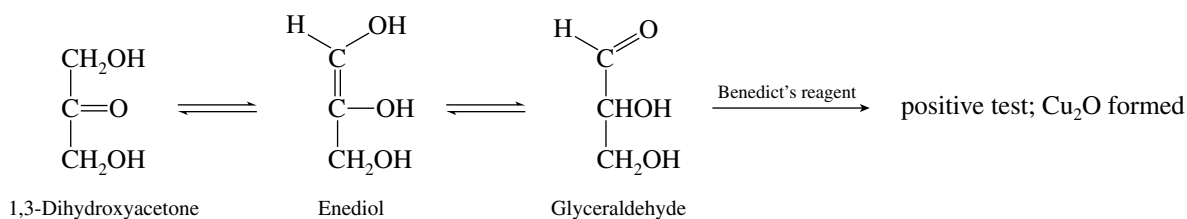
Only the configuration of the hemiacetal function is affected in this process. The α configuration of the glycosidic linkage remains unchanged.

- 25.13** Write the chemical equation so that you can clearly relate the product to the starting material.



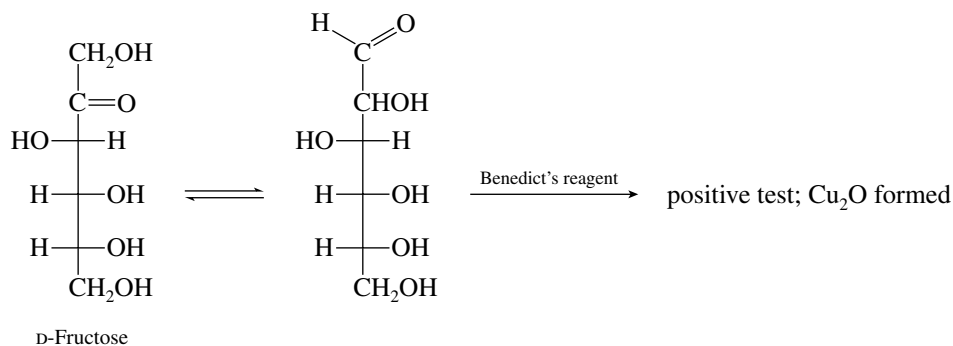
Ribitol is a meso form; it is achiral and thus not optically active. A plane of symmetry passing through C-3 bisects the molecule.

- 25.14** (b) Arabinose is a reducing sugar; it will give a positive test with Benedict's reagent, because its open-chain form has a free aldehyde group capable of being oxidized by copper(II) ion.
 (c) Benedict's reagent reacts with α -hydroxy ketones by way of an isomerization process involving an enediol intermediate.

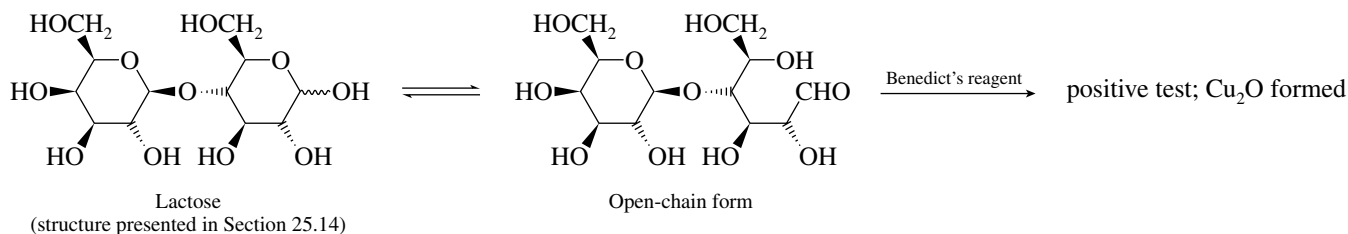


1,3-Dihydroxyacetone gives a positive test with Benedict's reagent.

- (d) D-Fructose is an α -hydroxy ketone and will give a positive test with Benedict's reagent.

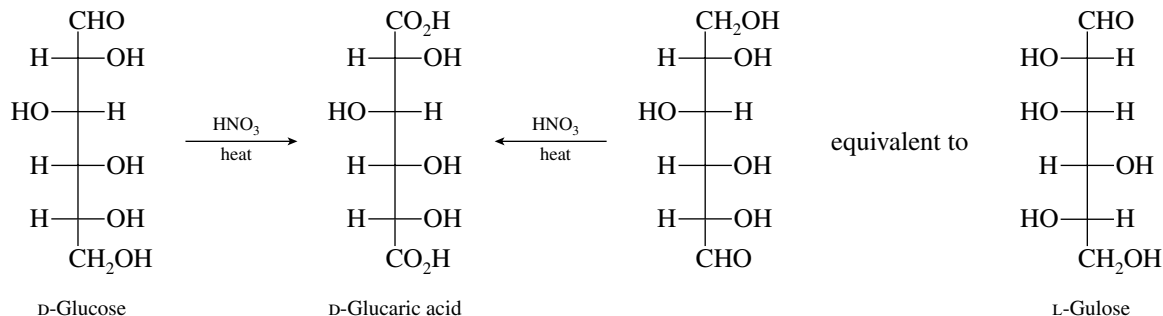


- (e) Lactose is a disaccharide and will give a positive test with Benedict's reagent by way of an open-chain isomer of one of the rings. Lactose is a reducing sugar.



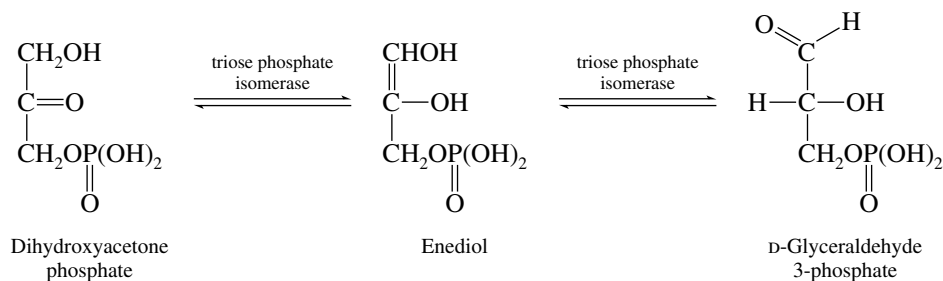
(f) Amylose is a polysaccharide. Its glycoside linkages are inert to Benedict's reagent, but the terminal glucose residues at the ends of the chain and its branches are hemiacetals in equilibrium with open-chain structures. A positive test is expected.

25.15 Because the groups at both ends of the carbohydrate chain are oxidized to carboxylic acid functions, two combinations of one CH_2OH with one CHO group are possible.

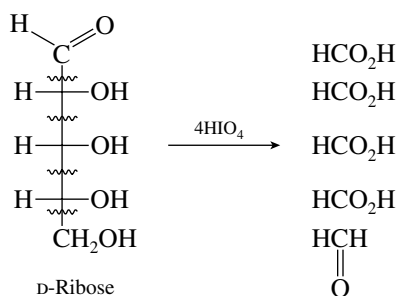


L-Gulose yields the same aldaric acid on oxidation as does D-glucose.

25.16 In analogy with the D-fructose \rightleftharpoons D-glucose interconversion, dihydroxyacetone phosphate and D-glyceraldehyde 3-phosphate can equilibrate by way of an enediol intermediate.

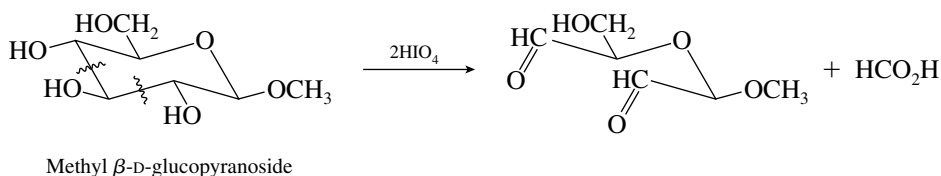


25.17 (b) The points of cleavage of D-ribose on treatment with periodic acid are as indicated.



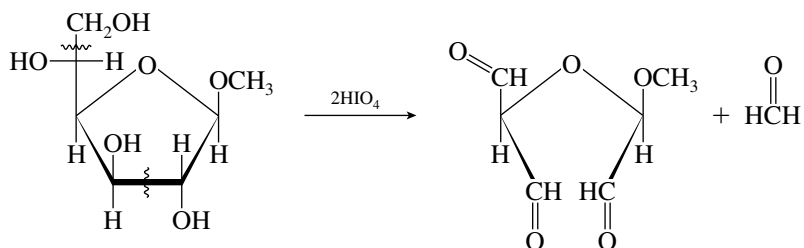
Four moles of periodic acid per mole of D-ribose are required. Four moles of formic acid and one mole of formaldehyde are produced.

(c) Write the structure of methyl β -D-glucopyranoside so as to identify the adjacent alcohol functions.

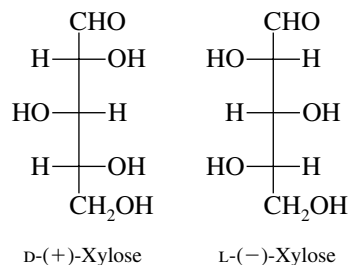


Two moles of periodic acid per mole of glycoside are required. One mole of formic acid is produced.

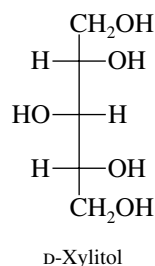
- (d) There are two independent vicinal diol functions in this glycoside. Two moles of periodic acid are required per mole of substrate.



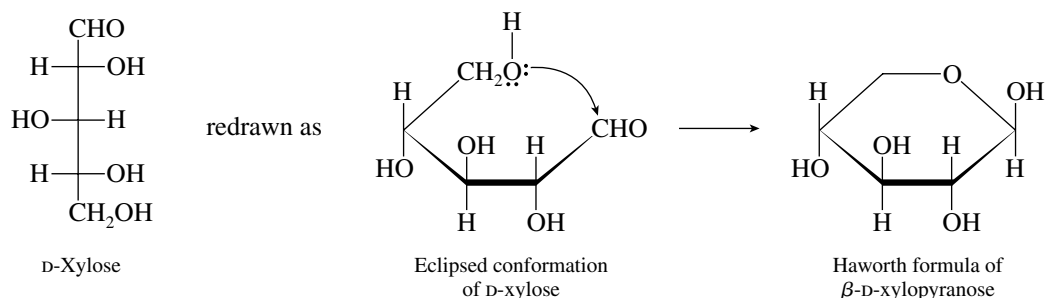
- 25.18 (a) The structure shown in Figure 25.2 is D-(+)-xylose; therefore (-)-xylose must be its mirror image and has the L-configuration at C-4.



- (b) Alditols are the reduction products of carbohydrates; D-xylitol is derived from D-xylose by conversion of the terminal —CHO to —CH₂OH.

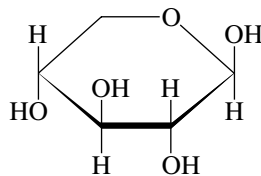


- (c) Redraw the Fischer projection of D-xylose in its eclipsed conformation.



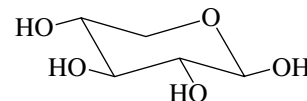
The pyranose form arises by closure to a six-membered cyclic hemiacetal, with the C-5 hydroxyl group undergoing nucleophilic addition to the carbonyl. In the β -pyranose form of D-xylose the anomeric hydroxyl group is up.

The preferred conformation of β -D-xylopyranose is a chair with all the hydroxyl groups equatorial.



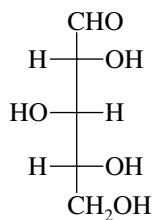
Haworth formula of β -D-xylopyranose

is better represented as

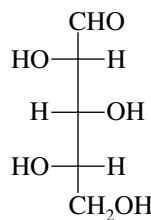


Chair conformation of β -D-xylopyranose

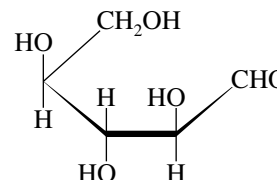
(d) L-Xylose is the mirror image of D-xylose.



D-Xylose

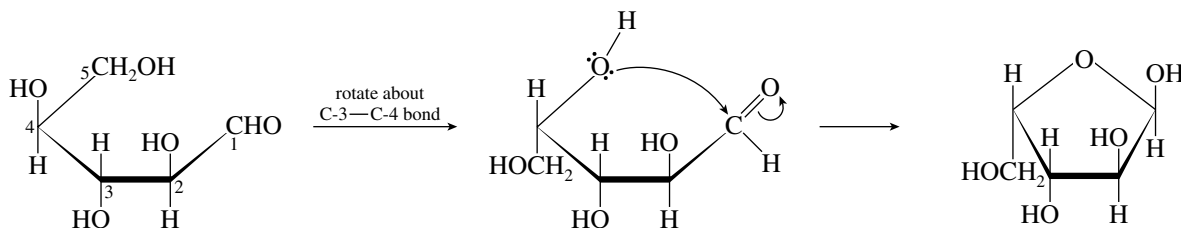


L-Xylose



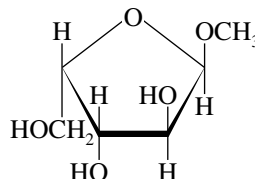
Eclipsed conformation of L-xylose

To construct the furanose form of L-xylose, the hydroxyl at C-4 needs to be brought into the proper orientation to form a five-membered ring.

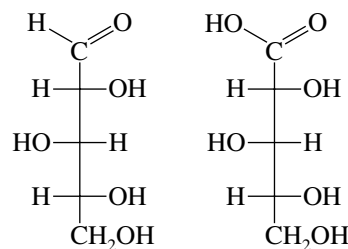


The α anomeric hydroxyl group is up in the L series.

(e) Methyl α -L-xylofuranoside is the methyl glycoside corresponding to the structure just drawn.



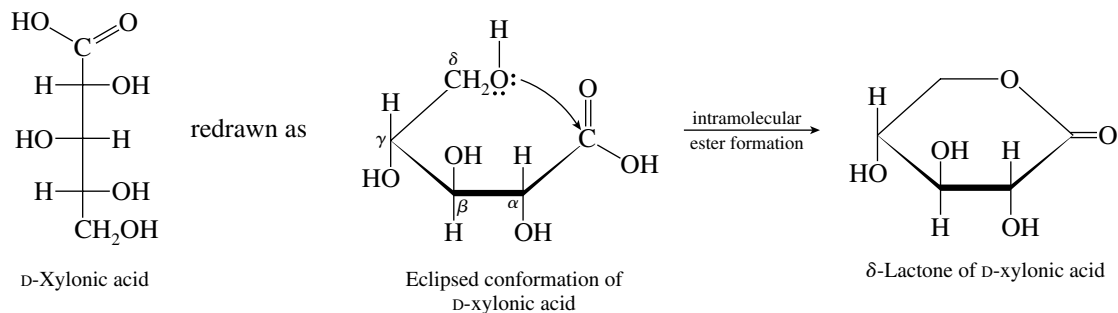
(f) Aldonic acids are derived from aldoses by oxidation of the terminal aldehyde to a carboxylic acid.



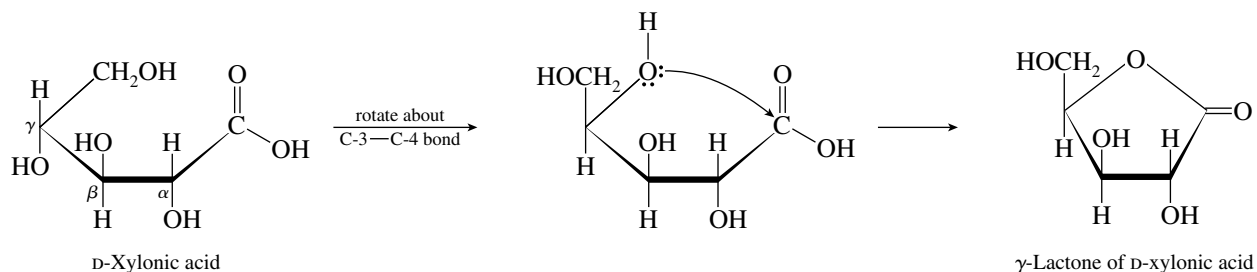
D-Xylose

D-Xylonic acid

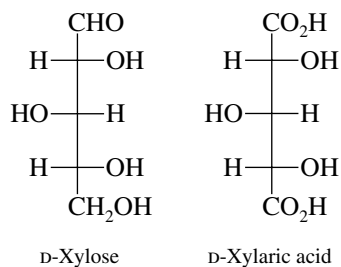
(g) Aldonic acids tend to exist as lactones. A δ -lactone has a six-membered ring.



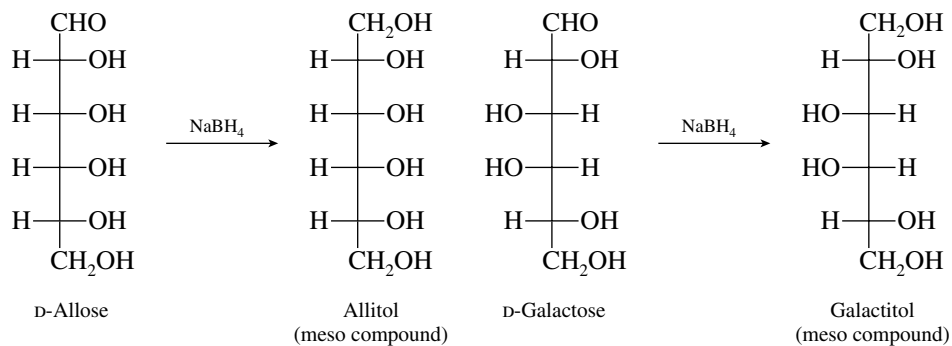
(h) A γ -lactone has a five-membered ring.



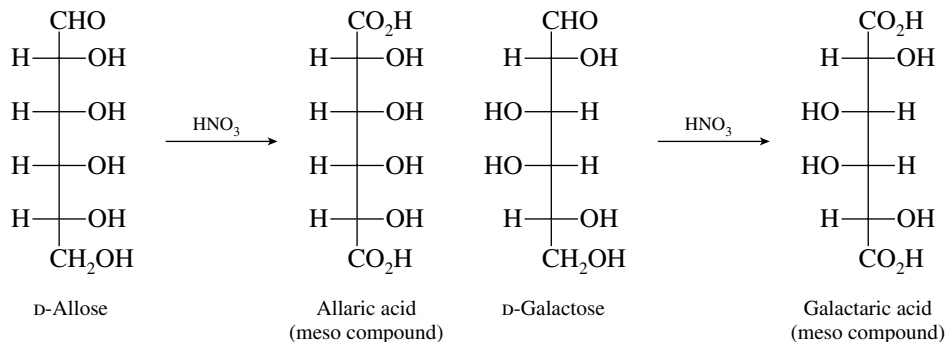
(i) Aldaric acids have carboxylic acid groups at both ends of the chain.



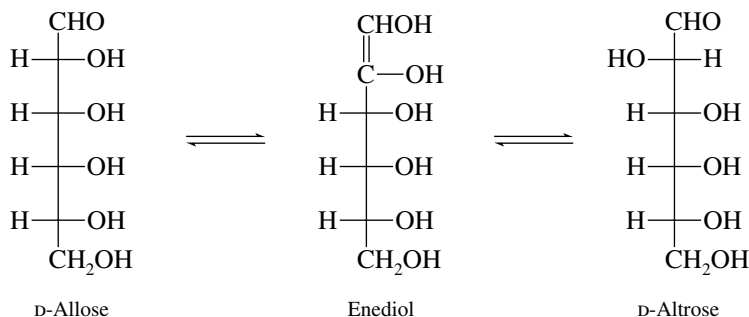
25.19 (a) Reduction of aldoses with sodium borohydride yields polyhydroxylic alcohols called **alditols**. Optically inactive alditols are those that have a plane of symmetry, that is, those that are meso forms. The D-aldohexoses that yield optically inactive alditols are D-allose and D-galactose.



- (b) All the aldonic acids and their lactones obtained on oxidation of the aldohexoses are optically active. The presence of a carboxyl group at one end of the carbon chain and a CH_2OH at the other precludes the existence of meso forms.
- (c) Nitric acid oxidation of aldoses converts them to aldaric acids. The same D-aldoses found to yield optically inactive alditols in part (a) yield optically inactive aldaric acids.



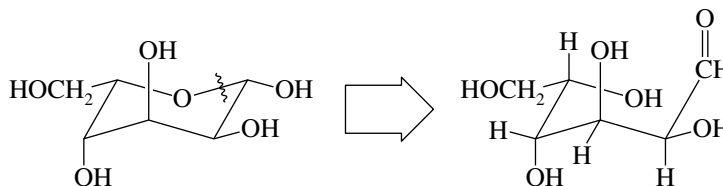
- (d) Aldoses that differ in configuration only at C-2 enolize to the same enediol.



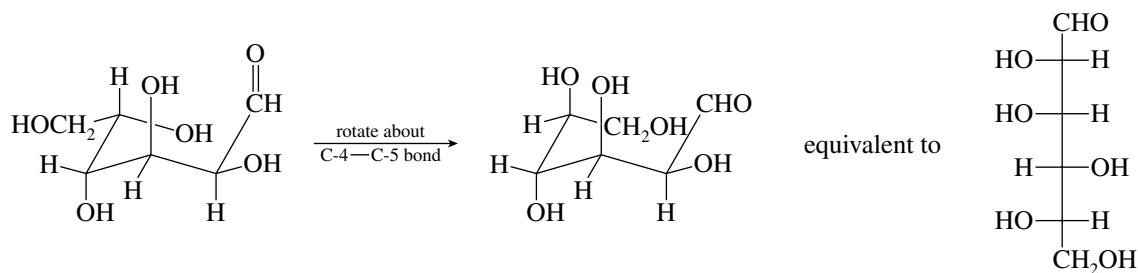
The stereogenic center at C-2 in the D-aldose becomes sp^2 -hybridized in the enediol.
The other pairs of D-aldohexoses that form the same enediols are

- D-Glucose and D-mannose
- D-Gulose and D-idose
- D-Galactose and D-talose

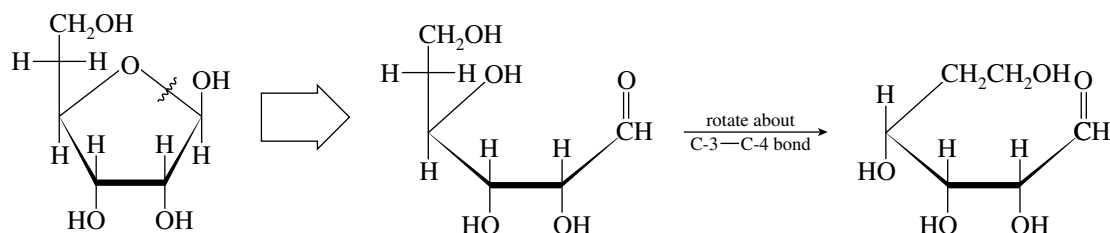
- 25.20 (a) To unravel a pyranose form, locate the anomeric carbon and mentally convert the hemiacetal linkage to a carbonyl compound and a hydroxyl function.



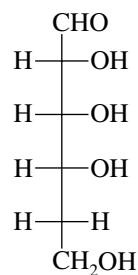
Convert the open-chain form to a Fischer projection.



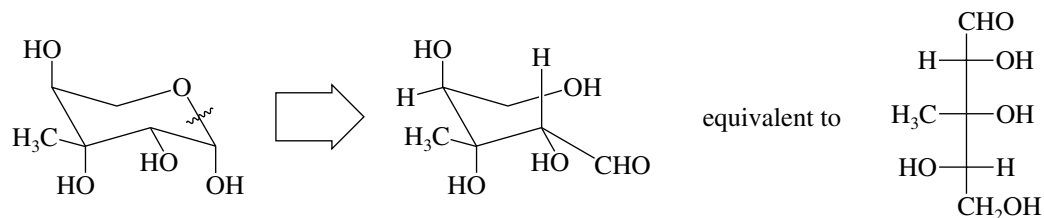
- (b) Proceed in the same manner as in part (a) and unravel the furanose sugar by disconnecting the hemiacetal function.



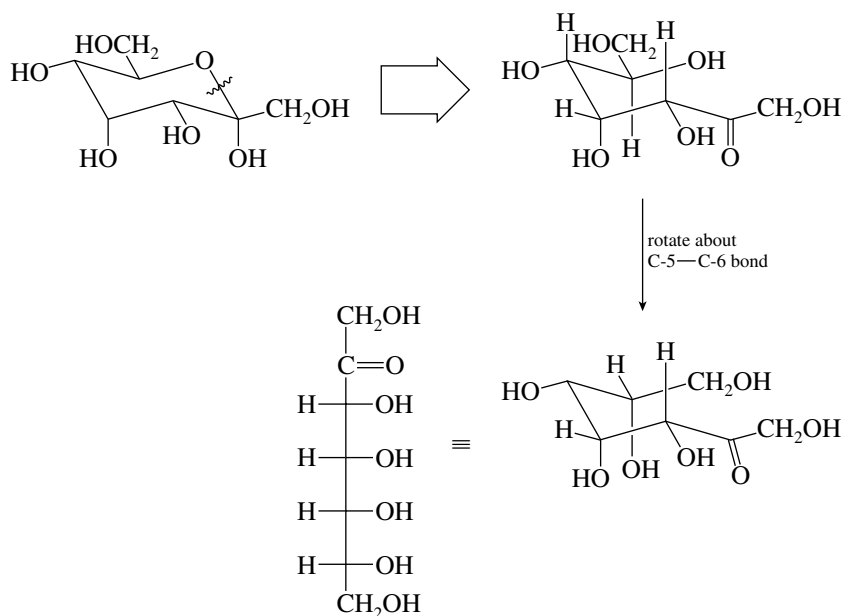
The Fischer projection is



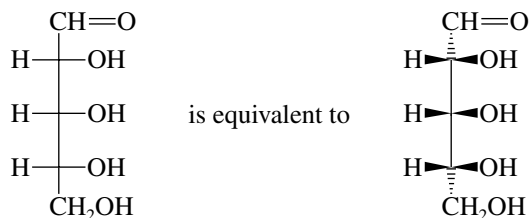
- (c) By disconnecting and unraveling as before, the Fischer projection is revealed.



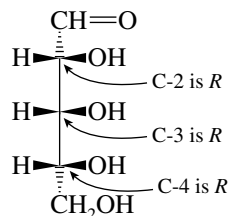
- (d) Remember in disconnecting cyclic hemiacetals that the anomeric carbon is the one that bears two oxygen substituents.



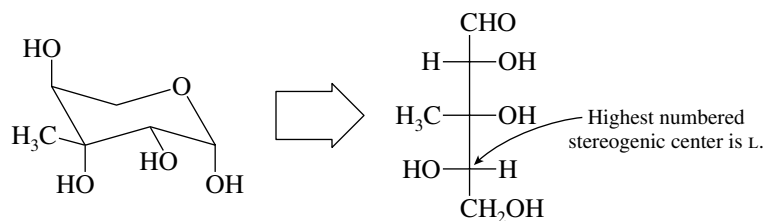
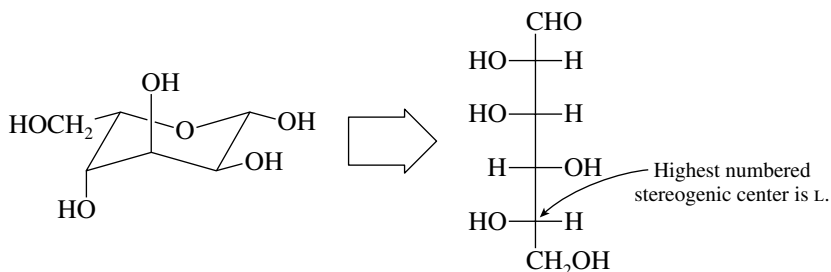
- 25.21 Begin the problem by converting the Fischer projection of D-ribose to a perspective view. Remember that the horizontal lines of a Fischer projection represent bonds coming toward you, and the vertical lines are going away from you.



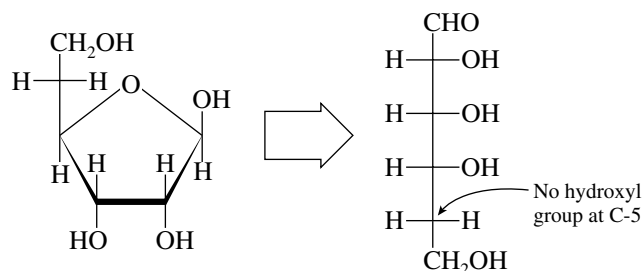
Rank the groups attached to each stereogenic center. Identify each stereogenic center as either *R* or *S* according to the methods described in Chapter 7. Remember that the proper orientation of the lowest ranked group (usually H) is away from you. Molecular models will be helpful here. Each of the stereogenic centers in D-ribose has the *R* configuration. The IUPAC name of D-ribose is (2*R*,3*R*,4*R*)-2,3,4,5-tetrahydroxypentanal.



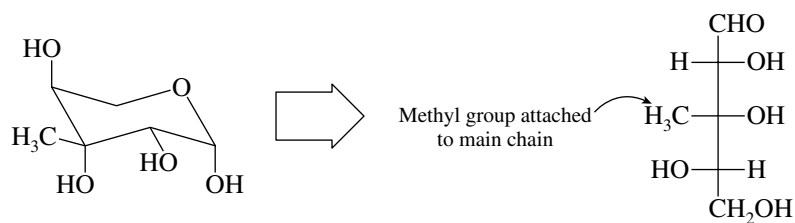
- 25.22 (a) The L sugars have the hydroxyl group to the left at the highest numbered stereogenic center in their Fischer projection. The L sugars are the ones in Problem 25.20a and c.



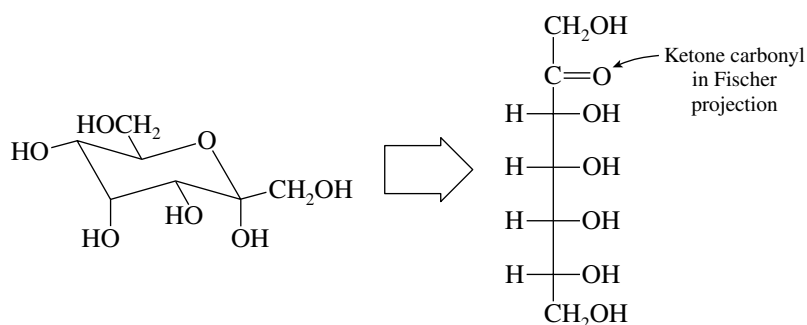
- (b) Deoxy sugars are those that lack an oxygen substituent on one of the carbons in the main chain. The carbohydrate in Problem 25.20b is a deoxy sugar.



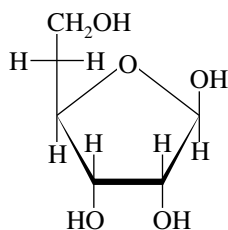
- (c) Branched-chain sugars have a carbon substituent attached to the main chain; the carbohydrate in Problem 25.20c fits this description.



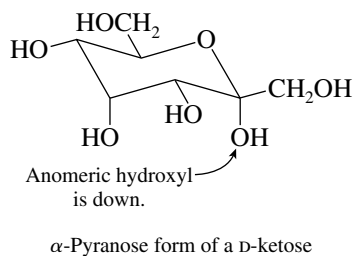
- (d) Only the sugar in Problem 25.20d is a ketose.



- (e) A furanose ring is a five-membered cyclic hemiacetal. Only the compound in Problem 25.20b is a furanose form.

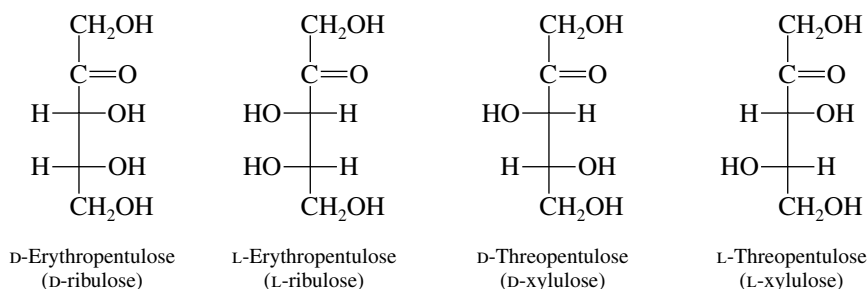


- (f) In D sugars, the α configuration corresponds to the condition in which the hydroxyl group at the anomeric carbon is down. The α -D sugar is that in Problem 25.20d.

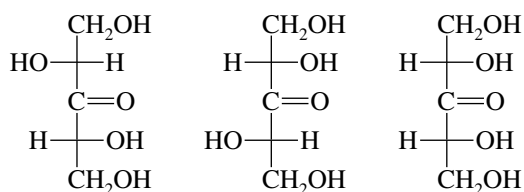


In the α -L series the anomeric hydroxyl is up. Neither of the L sugars—namely, those of Problem 25.20a and c—is α ; both are β .

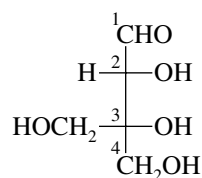
- 25.23 There are seven possible pentuloses, that is, five-carbon ketoses. The ketone carbonyl can be located at either C-2 or C-3. When the carbonyl group is at C-2, there are two stereogenic centers, giving rise to four stereoisomers (two pairs of enantiomers).



When the carbonyl group is located at C-3, there are only three stereoisomers, because one of them is a meso form and is superposable on its mirror image.



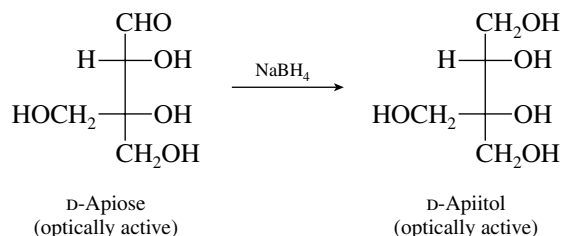
- 25.24 (a) Carbon-2 is the only stereogenic center in D-apiose.



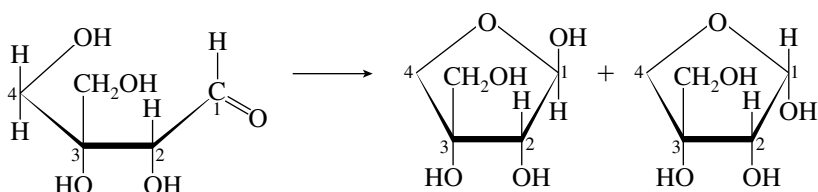
D-Apiose

Carbon-3 is not a stereogenic center; it bears two identical CH₂OH substituents.

- (b) The alditol obtained on reduction of D-apiose retains the stereogenic center. It is chiral and optically active.

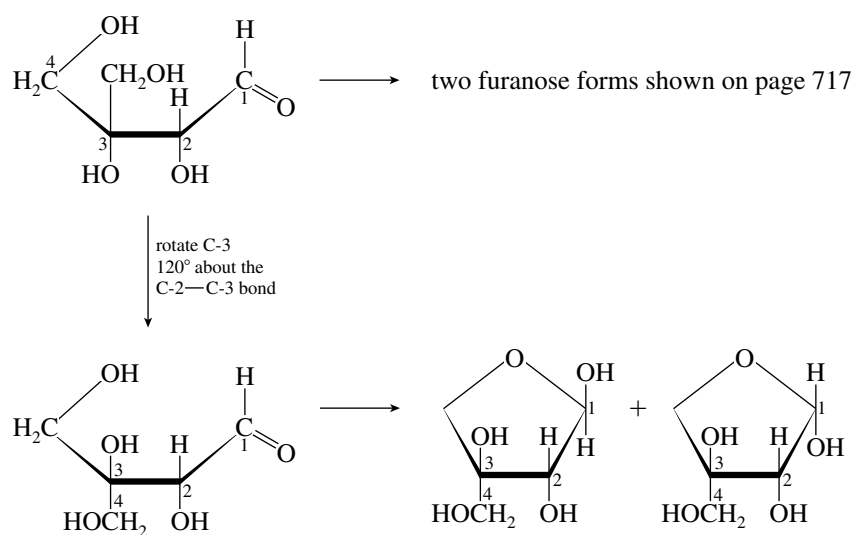


- (c, d) Cyclic hemiacetal formation in D-apiose involves addition of a CH₂OH hydroxyl group to the aldehyde carbonyl.

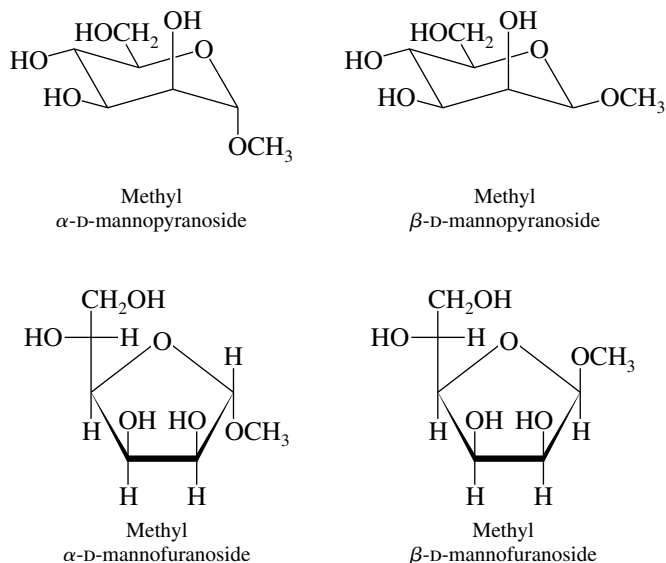


Three stereogenic centers occur in the furanose form, namely, the anomeric carbon C-1 and the original stereogenic center C-2, as well as a new stereogenic center at C-3.

In addition to the two furanose forms just shown, two more are possible. Instead of the reaction of the CH₂OH group that was shown to form the cyclic hemiacetal, the other CH₂OH group may add to the aldehyde carbonyl.



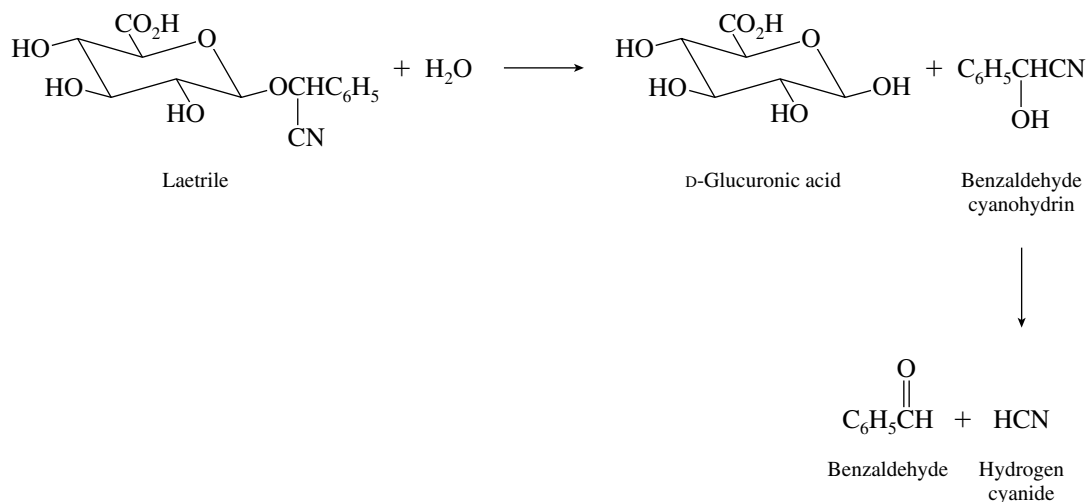
- 25.25** The most reasonable conclusion is that all four are methyl glycosides. Two are the methyl glycosides of the α - and β -pyranose forms of mannose and two are the methyl glycosides of the α - and β -furanose forms.



In the case of the methyl glycosides of mannose, comparable amounts of pyranosides and furanosides are formed. The major products are the α isomers.

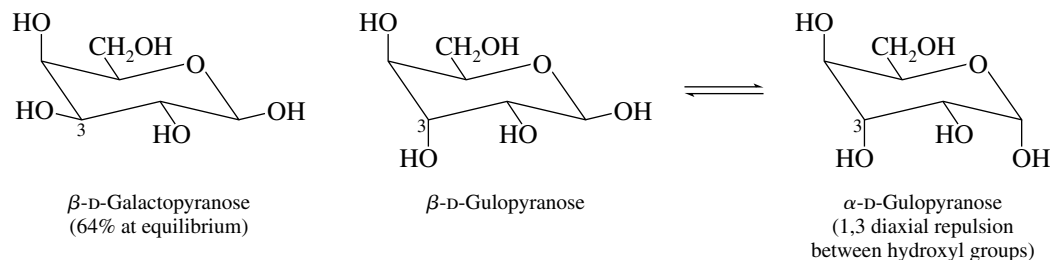
- 25.26** (a) Disaccharides, by definition, involve an acetal linkage at the anomeric position; thus all the disaccharides must involve C-1. The bond to C-1 can be α or β . The available oxygen atoms in the second D-glucopyranosyl unit are located at C-1, C-2, C-3, C-4, and C-6. Thus, there are 11 possible disaccharides, including maltose and cellobiose, composed of D-glucopyranosyl units.

- (b) Laetrile undergoes an analogous hydrolytic cleavage to yield the cyanohydrin of benzaldehyde.



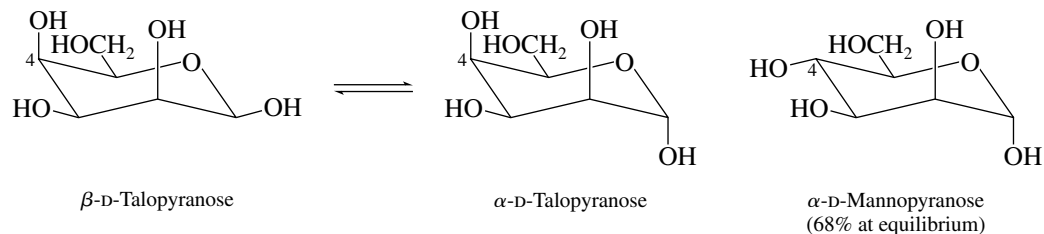
- 25.29** Comparing D-glucose, D-mannose, and D-galactose, it can be said that the configuration of C-2 has a substantial effect on the relative energies of the α - and β -pyranose forms, but that the configuration of C-4 has virtually no effect. With this observation in mind, write the structures of the pyranose forms of the carbohydrates given in each part.

- (a) The β -pyranose form of D-glucose is the same as that of D-galactose except for the configuration at C-3.



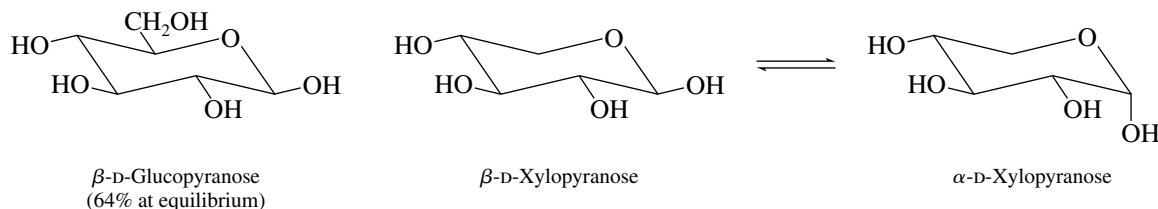
The axial hydroxyl group at C-3 destabilizes the α -pyranose form more than the β form because of its repulsive interaction with the axially disposed anomeric hydroxyl group. There should be an even higher β/α ratio in D-gulopyranose than in D-galactopyranose. This is so; the observed β/α ratio is 88 : 12.

- (b) The β -pyranose form of D-talose is the same as that of D-mannose except for the configuration at C-4.



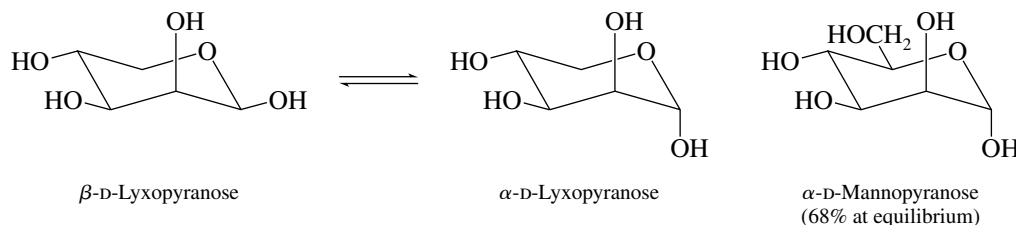
Because the configuration at C-4 has little effect on the α - to β -pyranose ratio (compare D-glucose and D-galactose), we would expect that talose would behave very much like mannose and that the α -pyranose form would be preferred at equilibrium. This is indeed the case; the α -pyranose form predominates at equilibrium, the observed α/β ratio being 78 : 22.

- (c) The pyranose form of D-xylose is just like that of D-glucose except that it lacks a CH₂OH group.



We would expect the equilibrium between pyranose forms in D-xylose to be much like that in D-glucose and predict that the β -pyranose form would predominate. It is observed that the β/α ratio in D-xylose is 64 : 36, exactly the same as in D-glucose.

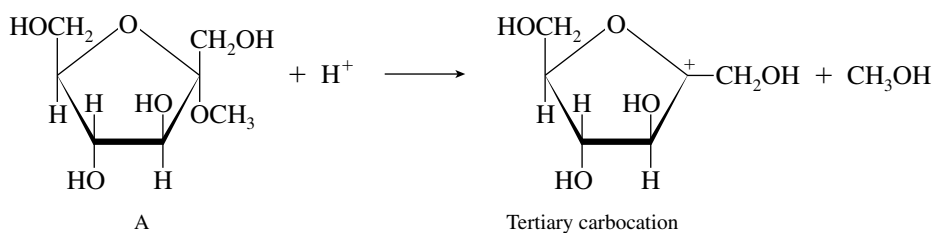
- (d) The pyranose form of D-lyxose is like that of D-mannose except that it lacks a CH₂OH group. As in D-mannopyranose, the α form should predominate over the β .



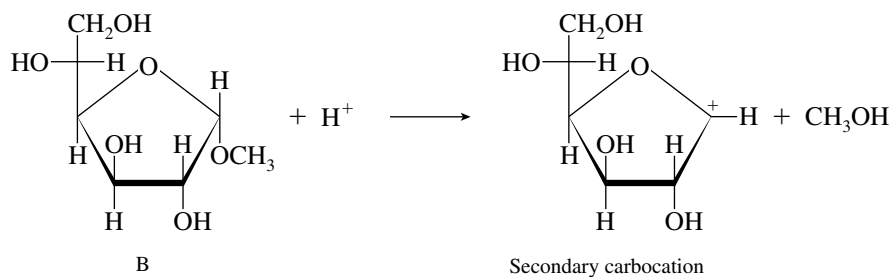
The observed α/β distribution ratio in D-lyxopyranose is 73 : 27.

- 25.30 (a) The rate-determining step in glycoside hydrolysis is carbocation formation at the anomeric position. The carbocation formed from methyl α -D-fructofuranoside (compound A) is tertiary and therefore more stable than the one from methyl α -D-glucofuranoside (compound B), which is secondary. The more stable a carbocation is, the more rapidly it will be formed.

Faster:

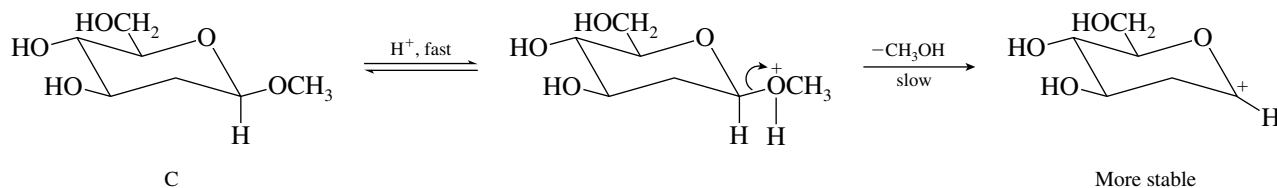


Slower:

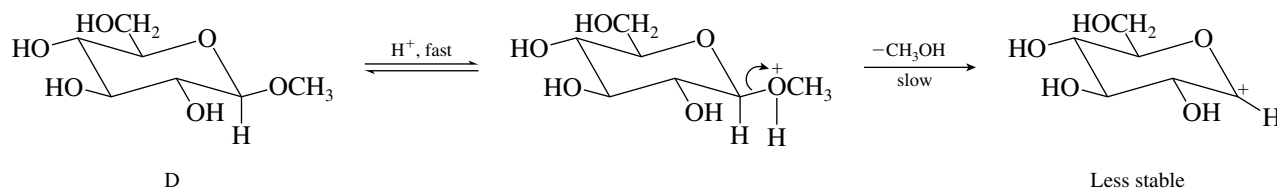


- (b) The carbocation formed from methyl β -D-glucopyranoside (compound D) is less stable than the one from its 2-deoxy analog (compound C) and is formed more slowly. It is destabilized by the electron-withdrawing inductive effect of the hydroxyl group at C-2.

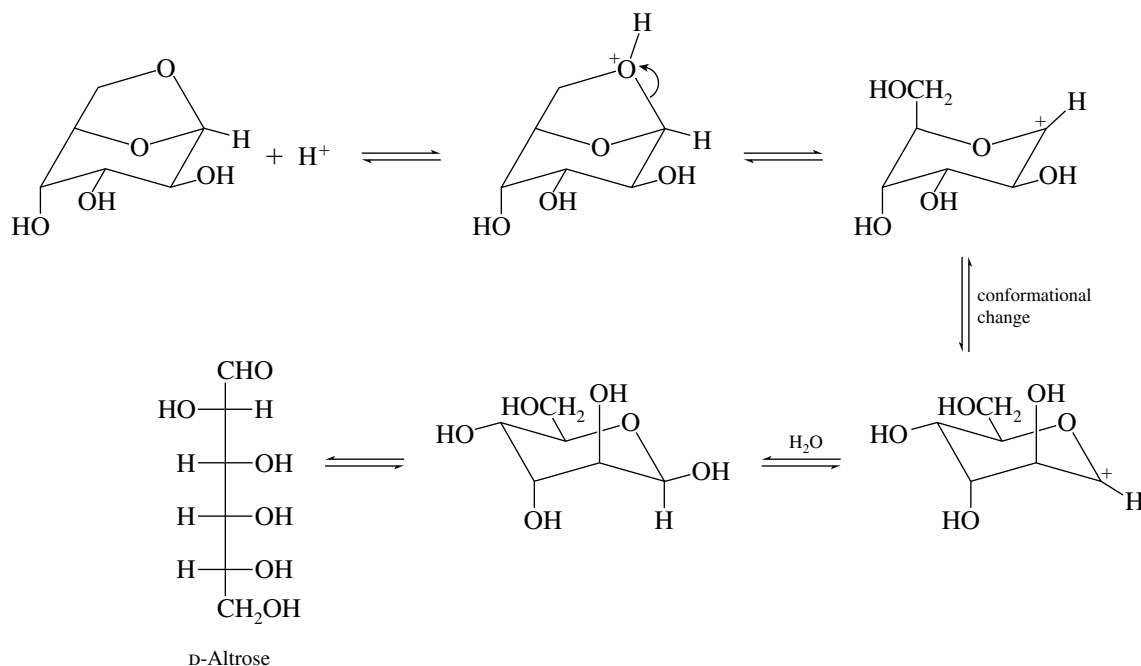
Faster:



Slower:



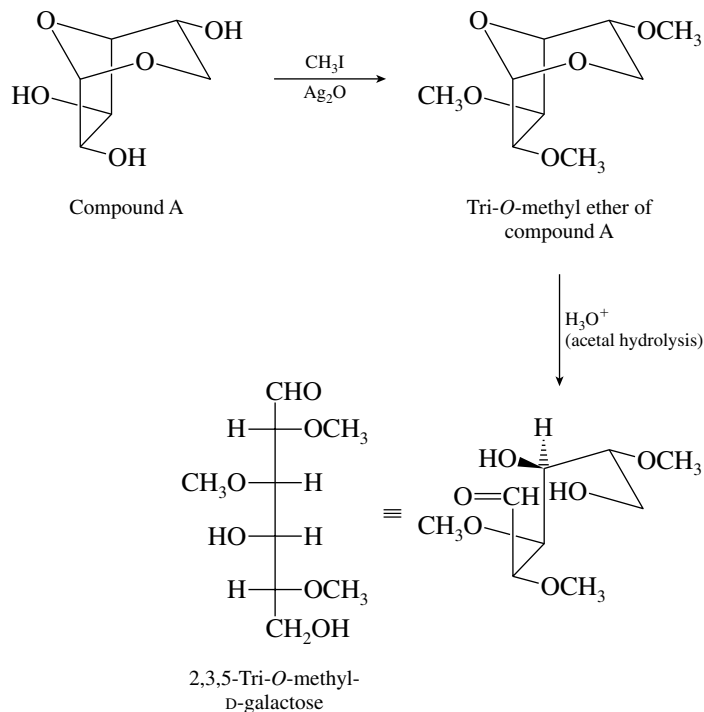
- 25.31** D-Altrosan is a glycoside. The anomeric carbon—the one with two oxygen substituents—has an alkoxy group attached to it. Hydrolysis of D-altrosan follows the general mechanism for acetal hydrolysis.



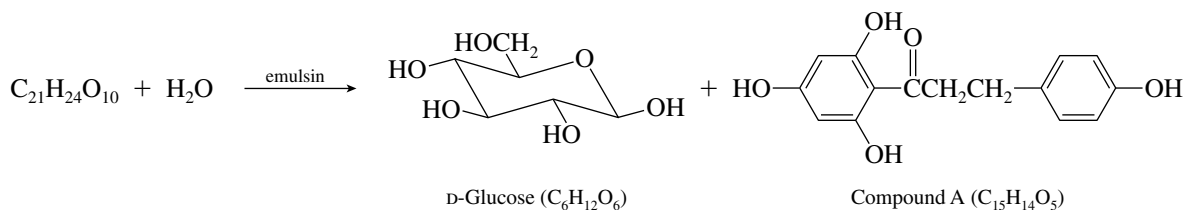
- 25.32** Galactose has hydroxyl groups at carbons 2, 3, 4, 5, 6. Ten trimethyl ethers are therefore possible.

2,3,4	2,4,5	3,4,5	4,5,6
2,3,5	2,4,6	3,4,6	
2,3,6	2,5,6	3,5,6	

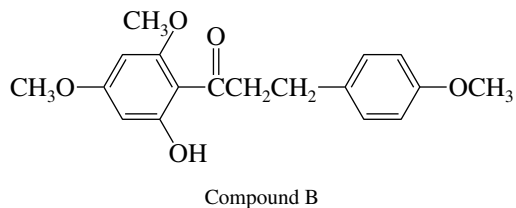
To find out which one of these is identical with the degradation product of compound A, carry compound A through the required transformations.



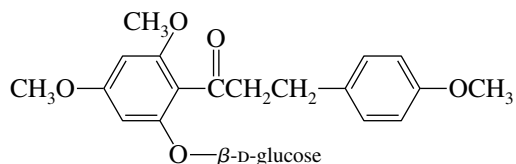
- 25.33** The fact that phlorizin is hydrolyzed to D-glucose and compound A by emulsin indicates that it is a β -glucoside in which D-glucose is attached to one of the phenolic hydroxyls of compound B.



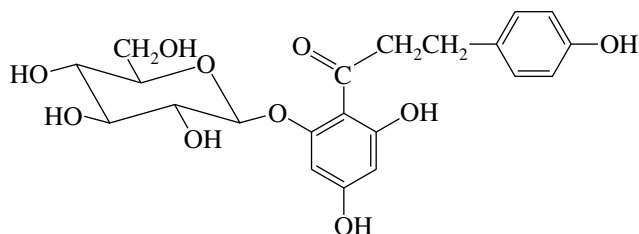
The methylation experiment reveals to which hydroxyl glucose is attached. Excess methyl iodide reacts with all the available phenolic hydroxyl groups, but the glycosidic oxygen is not affected. Thus when the methylated phlorizin undergoes acid-catalyzed hydrolysis of its glycosidic bond, the oxygen in that bond is exposed as a phenolic hydroxyl group.



This compound must arise by hydrolysis of



The structure of phlorizin is therefore



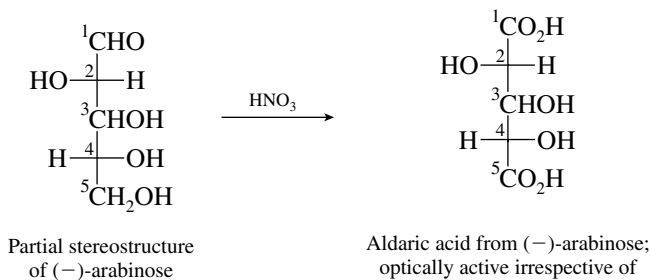
25.34 Consider all the individual pieces of information in the order in which they are presented.

1. Chain extension of the aldopentose (–)-arabinose by way of the derived cyanohydrin gave a mixture of (+)-glucose and (+)-mannose.

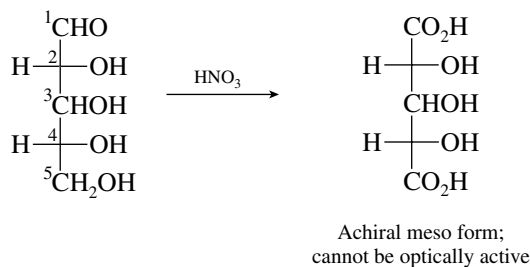
Chain extension of aldoses takes place at the aldehyde end of the chain. The aldehyde function of an aldopentose becomes C-2 of an aldohexose, which normally results in two carbohydrates diastereomeric at C-2. Thus, (+)-glucose and (+)-mannose have the same configuration at C-3, C-4, and C-5; they have opposite configurations at C-2. The configuration at C-2, C-3, and C-4 of (–)-arabinose is the same as that at C-3, C-4, and C-5 of (+)-glucose and (+)-mannose.

2. Oxidation of (–)-arabinose with warm nitric acid gave an optically active aldaric acid.

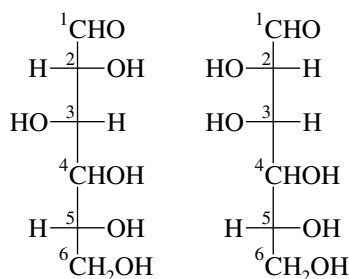
Because the hydroxyl group at C-4 of (–)-arabinose is at the right in a Fischer projection formula (evidence of step 1), the hydroxyl at C-2 must be to the left in order for the aldaric acid to be optically active.



If the C-2 hydroxyl group had been to the right, an optically inactive meso aldaric acid would have been produced.



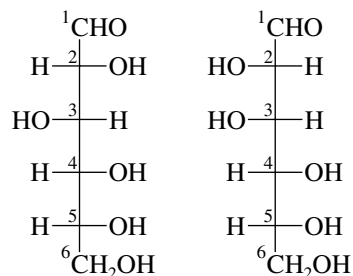
Therefore we now know the configurations of C-3 and C-5 of (+)-glucose and (+)-mannose and that these two aldohexoses have opposite configurations at C-2, but the same (yet to be determined) configuration at C-4.



[One of these is (+)-glucose, the other is (+)-mannose.]

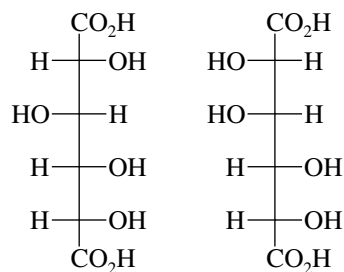
3. Both (+)-glucose and (+)-mannose are oxidized to optically active aldaric acids with nitric acid.

Because both (+)-glucose and (+)-mannose yield optically active aldaric acids and both have the same configuration at C-4, the hydroxyl group must lie at the right in the Fischer projection at this carbon.

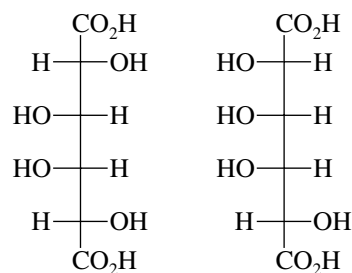


[One of these is (+)-glucose, the other is (+)-mannose.]

The structures of the corresponding aldaric acids are



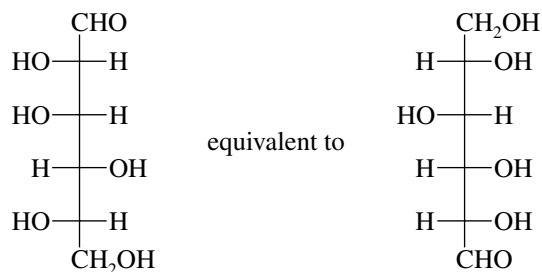
Both are optically active. Had the C-4 hydroxyl group been to the left, one of the aldaric acids would have been a meso form.



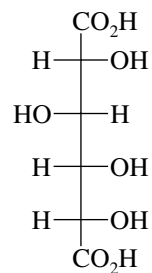
(This aldaric acid is optically inactive.)

4. There is another sugar, (+)-gulose, that gives the same aldaric acid on oxidation as does (+)-glucose.

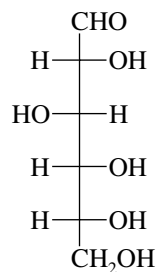
This is the last piece in the puzzle, the one that permits one of the Fischer projections shown in the first part of step 3 to be assigned to (+)-glucose and the other to (+)-mannose. Consider first the structure



Oxidation gives the aldaric acid

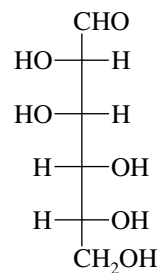


This is the same aldaric acid as that provided by one of the structures given as either (+)-glucose or (+)-mannose. That Fischer projection therefore corresponds to (+)-glucose.

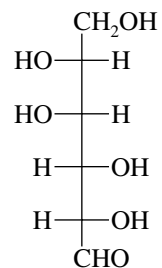


This must be (+)-glucose.

The structure of (+)-mannose is therefore



A sugar that yields the same aldaric acid is



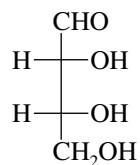
This is, in fact, not a different sugar but simply (+)-mannose rotated through an angle of 180°.

SELF-TEST

PART A

A-1. Draw the structures indicated for each of the following:

(a) The enantiomer of D-erythrose



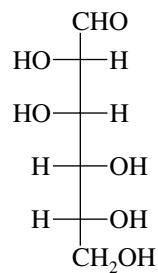
(b) A diastereomer of D-erythrose

(c) The α -furanose form of D-erythrose (use a Haworth formula)

(d) The anomer of the structure in part (c)

(e) Assign the configuration of each stereogenic center of D-erythrose as either *R* or *S*.

A-2. The structure of D-mannose is



D-Mannose

Using Fischer projections, draw the product of the reaction of D-mannose with

(a) NaBH_4 in H_2O

(b) Benedict's reagent

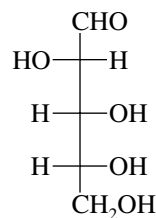
(c) Excess periodic acid

A-3. Referring to the structure of D-arabinose shown, draw the following:

(a) The α -pyranose form of D-arabinose

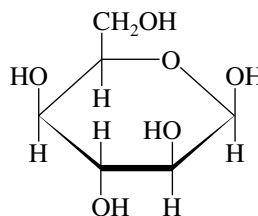
(b) The β -furanose form of D-arabinose

(c) The β -pyranose form of L-arabinose



D-Arabinose

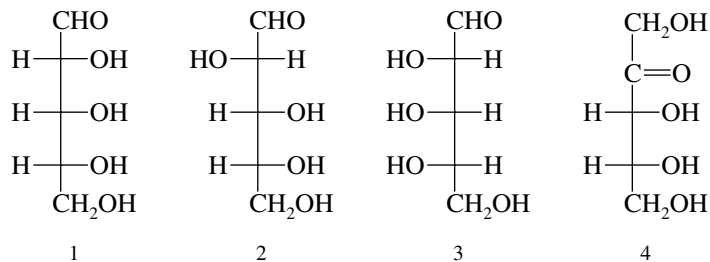
A-4. Using text Figure 25.2, identify the following carbohydrate:



- A-5. Write structural formulas for the α - and β -methyl pyranosides formed from the reaction of D-mannose (see Problem A-2 for its structure) with methanol in the presence of hydrogen chloride. How are the two products related—are they enantiomers? Diastereomers?

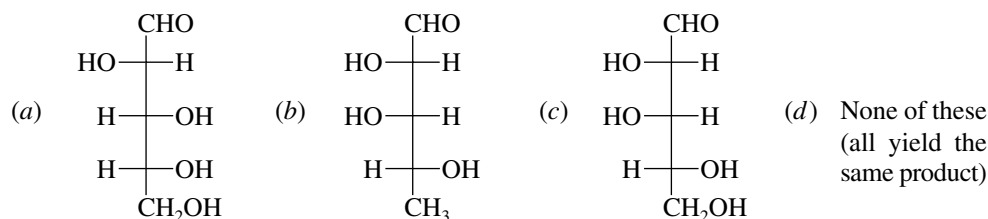
PART B

- B-1. Choose the response that provides the best match between the terms given and the structures shown.



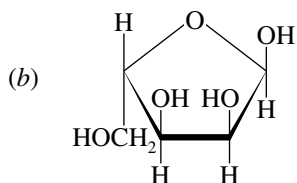
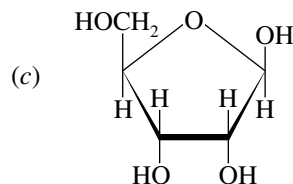
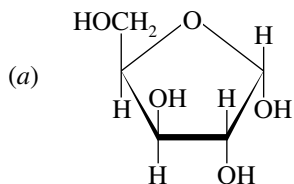
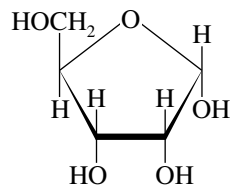
	Diastereomers	Enantiomers
(a)	1, 3, and 4	1 and 3
(b)	1 and 2	1 and 3
(c)	1, 2, and 3	1 and 3
(d)	1 and 4	1 and 2

- B-2. A D carbohydrate is
- Always dextrorotatory
 - Always levorotatory
 - Always the anomer of the corresponding L carbohydrate
 - None of the above
- B-3. Two of the three compounds shown yield the same product on reaction with warm HNO_3 . The *exception* is



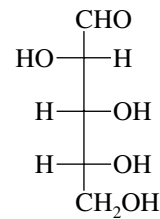
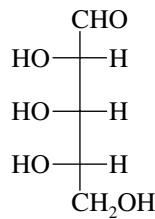
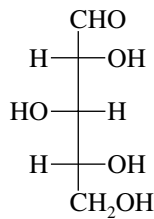
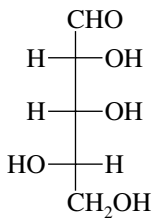
- B-4. The optical rotation of the α form of a pyranose is $+150.7^\circ$; that of the β form is $+52.8^\circ$. In solution an equilibrium mixture of the anomers has an optical rotation of $+80.2^\circ$. The percentage of the α form at equilibrium is
- 28%
 - 32%
 - 68%
 - 72%

B-5. Which of the following represents the anomer of the compound shown?



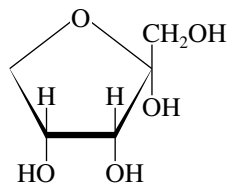
(d) None of these

B-6. Which of the following aldoses yields an optically inactive substance on reaction with sodium borohydride?



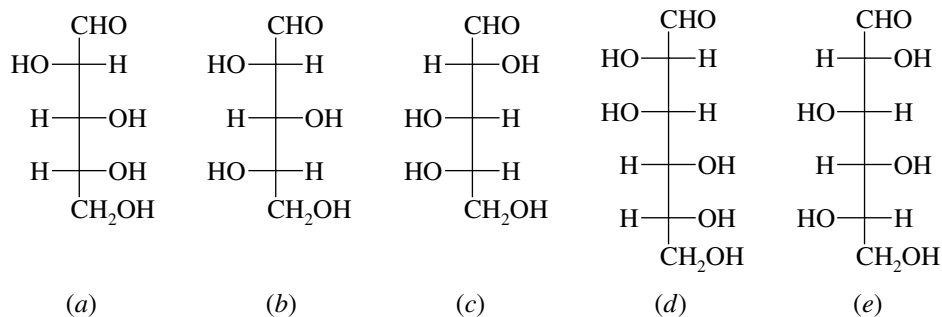
- (a) 3 only (c) 2 and 3
 (b) 1 and 4 (d) All (1, 2, 3, and 4)

B-7. Which set of terms correctly identifies the carbohydrate shown?

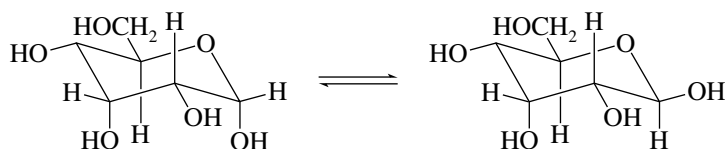


- | | |
|--------------|-------------|
| 1. Pentose | 5. Aldose |
| 2. Pentulose | 6. Ketose |
| 3. Hexulose | 7. Pyranose |
| 4. Hexose | 8. Furanose |
- (a) 2, 6, 8 (c) 1, 5, 8
 (b) 2, 6, 7 (d) A set of terms other than these

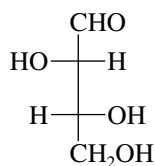
- B-8.** The structure of D-arabinose is shown in Problem A-3. Which of the following is L-arabinose?




- B-9.** Which one of the statements concerning the equilibrium shown is true?



- (a) The two structures are enantiomers of each other. They have equal but opposite optical rotations and racemize slowly at room temperature.
- (b) The two structures are enantiomers of each other. They racemize too rapidly at room temperature for their optical rotations to be measured.
- (c) The two structures are diastereomers of each other. Their interconversion is called mutarotation.
- (d) The two structures are diastereomers of each other. Their interconversion does not require breaking and making bonds, only a change in conformation.
- (e) The two structures are diastereomers of each other. One is a furanose form, the other a pyranose form.
- B-10.** The configurations of the stereogenic centers in D-threose (shown) are



- (a) 2*R*,3*R* (b) 2*R*,3*S* (c) 2*S*,3*R* (d) 2*S*,3*S*

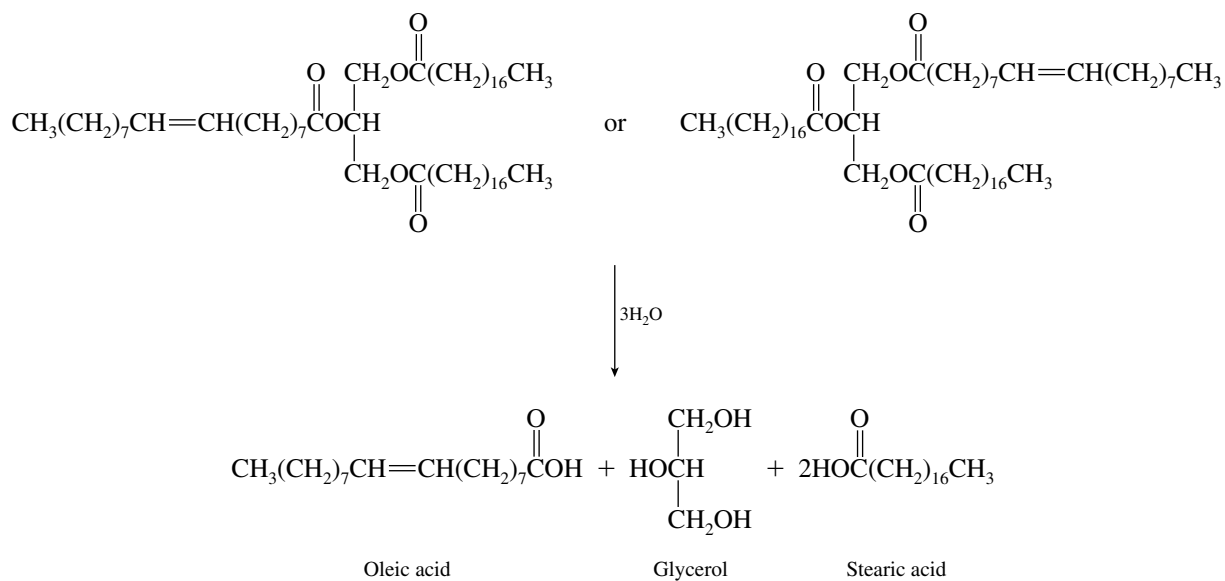


CHAPTER 26

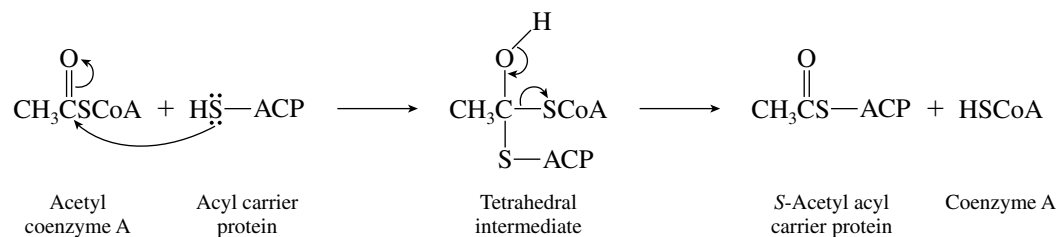
LIPIDS

SOLUTIONS TO TEXT PROBLEMS

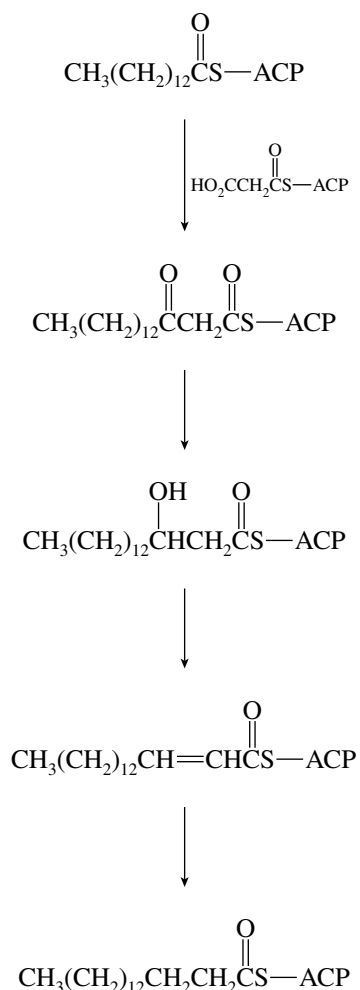
- 26.1** The triacylglycerol shown in text Figure 26.2a, with an oleyl group at C-2 of the glycerol unit and two stearyl groups at C-1 and C-3, yields stearic and oleic acids in a 2 : 1 molar ratio on hydrolysis. A constitutionally isomeric structure in which the oleyl group is attached to C-1 of glycerol would yield the same hydrolysis products.



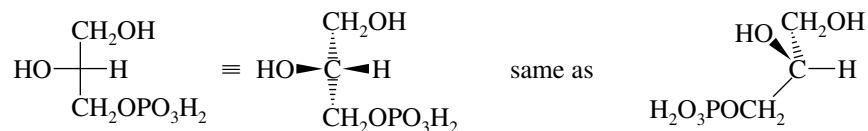
- 26.2 The sulfur of acyl carrier protein acts as a nucleophile and attacks the acetyl group of acetyl coenzyme A.



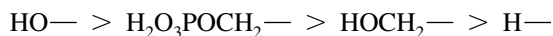
- 26.3 Conversion of acyl carrier protein-bound tetradecanoate to hexadecanoate proceeds through the series of intermediates shown.



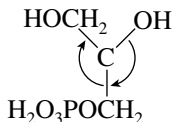
- 26.4 The structure of L-glycerol 3-phosphate is shown in a Fischer projection. Translate the Fischer projection to a three-dimensional representation.



The order of decreasing sequence rule precedence is



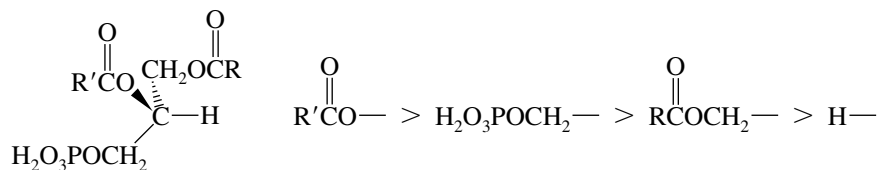
When the three-dimensional formula is viewed from a perspective in which the lowest ranked substituent is away from us, we see



Order of decreasing rank is clockwise, therefore *R*.

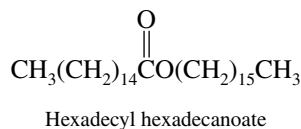
The absolute configuration is *R*.

The conversion of L-glycerol 3-phosphate to a phosphatidic acid does not affect any of the bonds to the stereogenic center, nor does it alter the sequence rule ranking of the substituents.

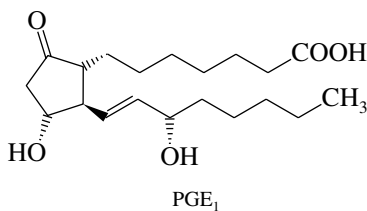


The absolute configuration is *R*.

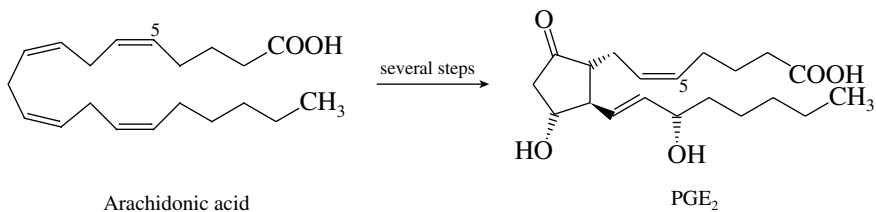
- 26.5** Cetyl palmitate (hexadecyl hexadecanoate) is an ester in which both the acyl group and the alkyl group contain 16 carbon atoms.




- 26.6** The structure of PGE₁ is found in text Figure 26.5.

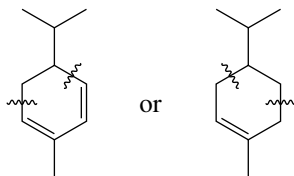


The problem states that PGE₂ has one more double bond than PGE₁ and that it is biosynthesized from arachidonic acid. Arachidonic acid (text Table 26.1) has a double bond at C-5, and thus PGE₂ has the structure shown.

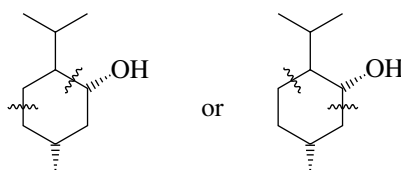


- 26.7 Isoprene units are  fragments in the carbon skeleton. Functional groups and multiple bonds are ignored when structures are examined for the presence of isoprene units.

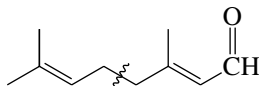
α -Phellandrene (two equally correct answers):



Menthol (same carbon skeleton as α -phellandrene but different functionality):

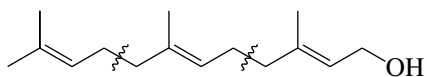


Citral:

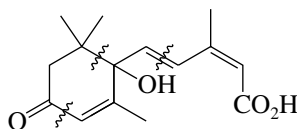


α -Selinene is shown in text Section 26.7.

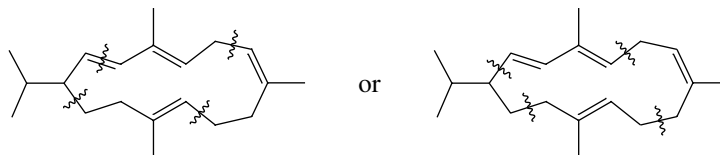
Farnesol:



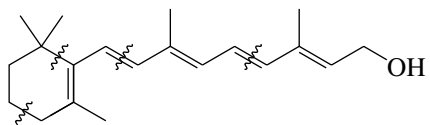
Abscisic acid:



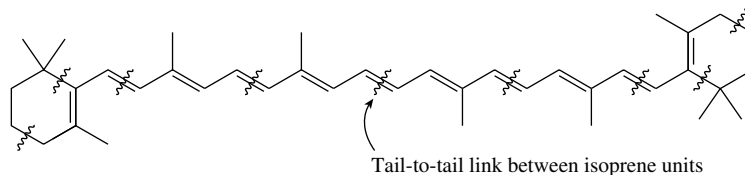
Cembrene (two equally correct answers):



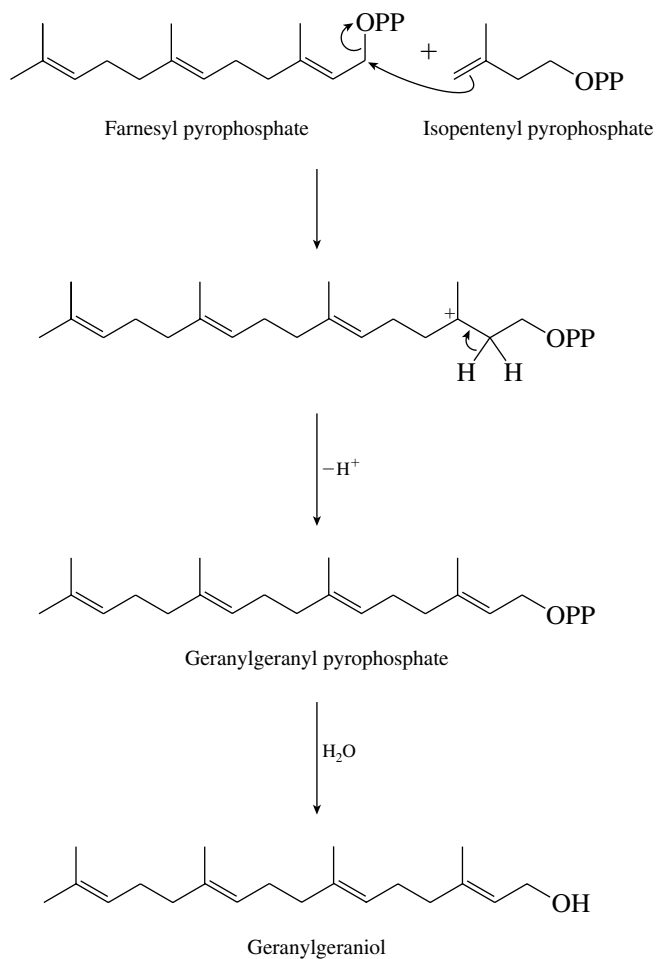
Vitamin A:



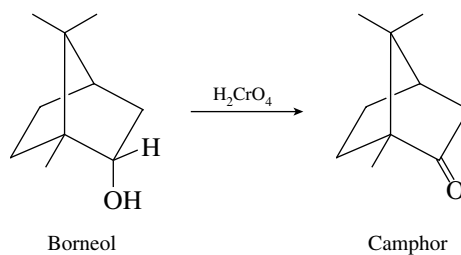
- 26.8 β -Carotene is a tetraterpene because it has 40 carbon atoms. The tail-to-tail linkage is at the midpoint of the molecule and connects two 20-carbon fragments.



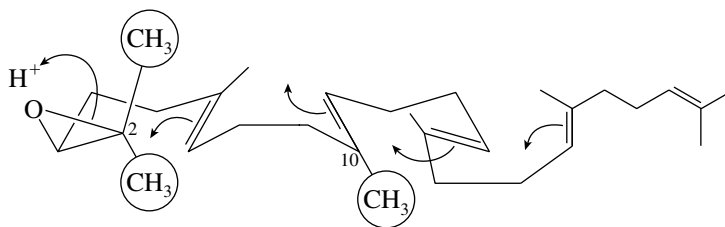
- 26.9 Isopentenyl pyrophosphate acts as an alkylating agent toward farnesyl pyrophosphate. Alkylation is followed by loss of a proton from the carbocation intermediate, giving geranylgeranyl pyrophosphate. Hydrolysis of the pyrophosphate yields geranylgeraniol.



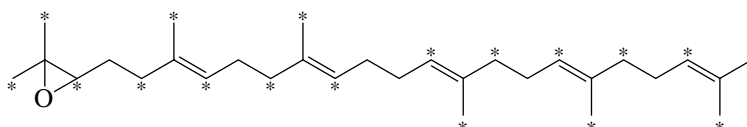
- 26.10 Borneol, the structure of which is given in text Figure 26.7, is a secondary alcohol. Oxidation of borneol converts it to the ketone camphor.



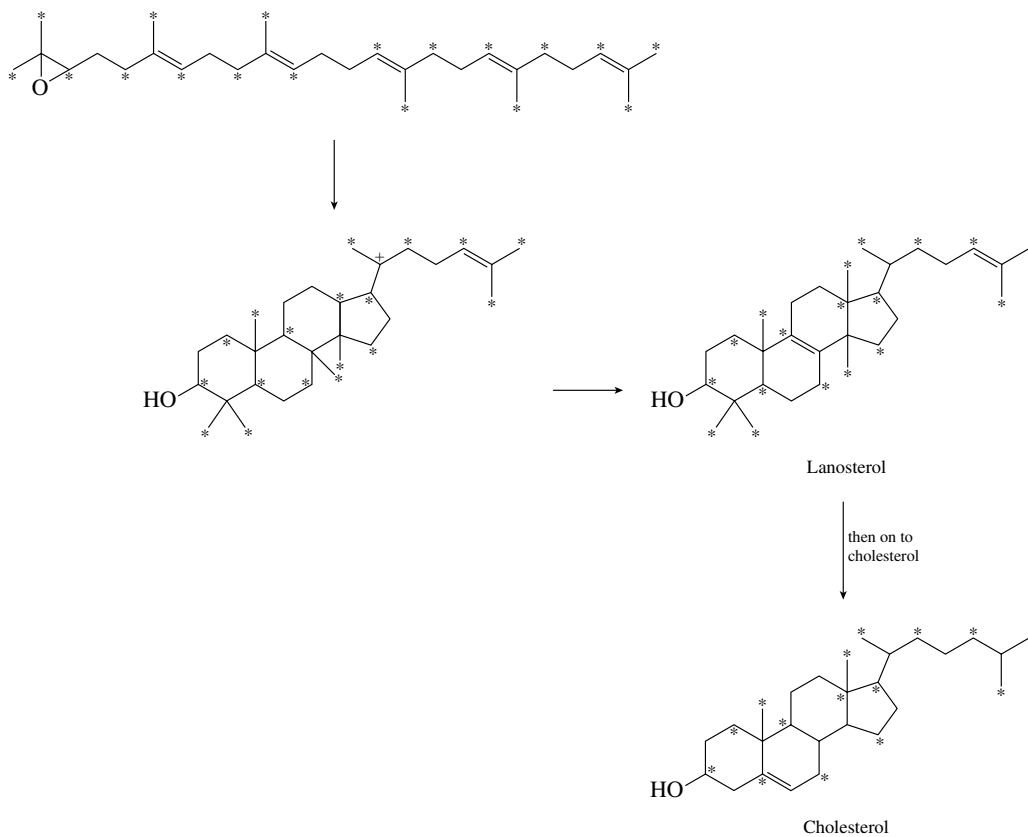
- (d) The methyl groups that are lost are the methyl substituents at C-2 and C-10 plus the methyl group that is C-1 of squalene 2,3-epoxide.



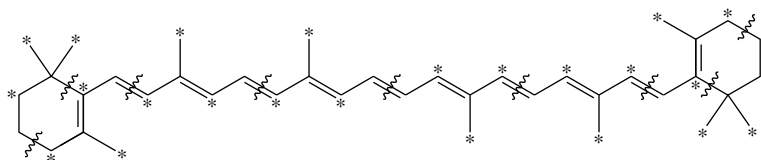
- 26.13** Tracking the ^{14}C label of $^{14}\text{CH}_3\text{CO}_2\text{H}$ through the complete biosynthesis of cholesterol requires a systematic approach. First, by analogy with Problem 26.11, we can determine the distribution of ^{14}C (denoted by *) in squalene 2,3-epoxide.



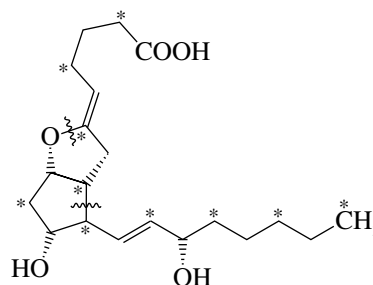
Next, follow the path of the ^{14}C -enriched carbons in the cyclization of squalene 2,3-epoxide to lanosterol.



- (d) The distribution of the ^{14}C label in β -carotene becomes evident once its isoprene units are identified.

 β -Carotene

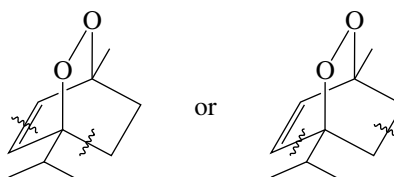
- 26.16 The carbon chain of prostacyclin is derived from acetate by way of a C_{20} fatty acid. Trace a continuous chain of 20 carbons beginning with the carboxyl group. Even-numbered carbons are labeled with ^{14}C when prostacyclin is biosynthesized from $^{14}\text{CH}_3\text{CO}_2\text{H}$.



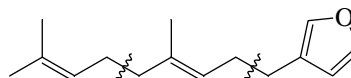
Prostacyclin

- 26.17 The isoprene units in the designated compounds are shown by disconnections in the structural formulas.


- (a) Ascaridole:



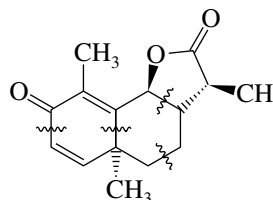
- (b) Dendrolasin:



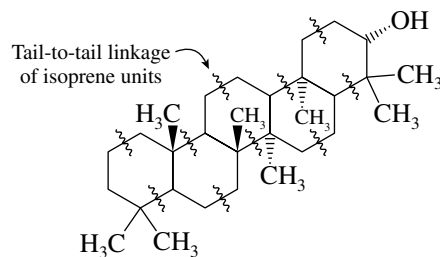
- (c) γ -Bisabolene



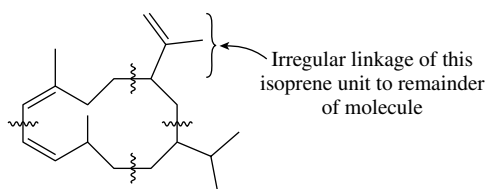
- (d) α -Santonin



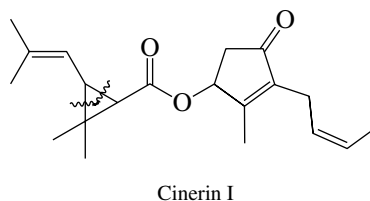
(e) Tetrahymanol



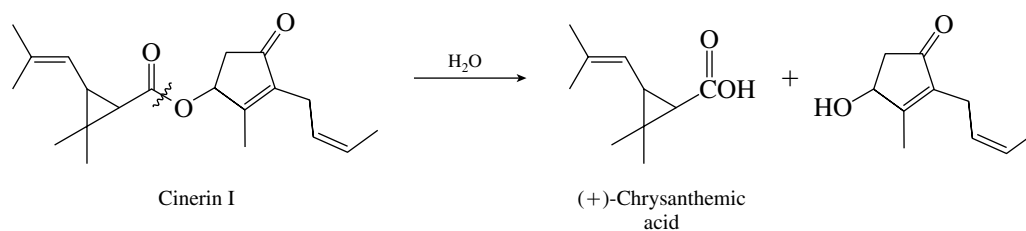
26.18 Of the four isoprene units of cubitene, three of them are joined in the usual head-to-tail fashion, but the fourth one is joined in an irregular way.



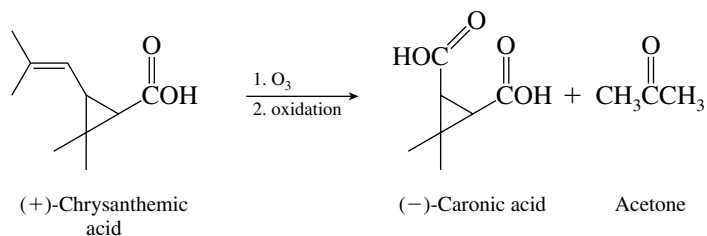
26.19 (a) Cinerin I is an ester, the acyl portion of which is composed of two isoprene units, as follows:



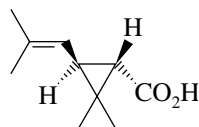
(b) Hydrolysis of cinerin I involves cleavage of the ester unit.



Chrysanthemic acid has the constitution shown in the equation. Its stereochemistry is revealed by subsequent experiments.

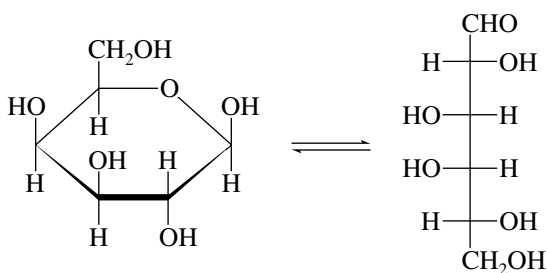


Because caronic acid is optically active, its carboxyl groups must be trans to each other. (The cis stereoisomer is an optically inactive meso form.) The structure of (+)-chrysanthemic acid must therefore be either the following or its mirror image.



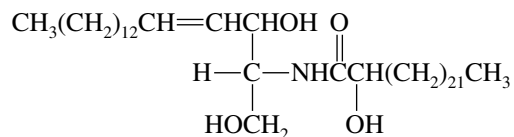
The carboxyl group and the 2-methyl-1-propenyl side chain must be trans to each other.

- 26.20 (a) Hydrolysis of phrenosine cleaves the glycosidic bond. The carbohydrate liberated by this hydrolysis is D-galactose.

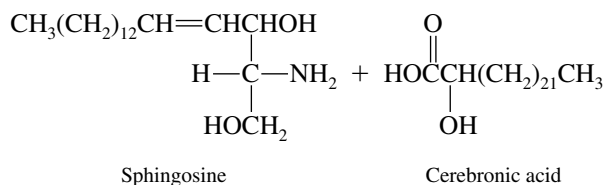


Phrenosine is a β-glycoside of D-galactose.

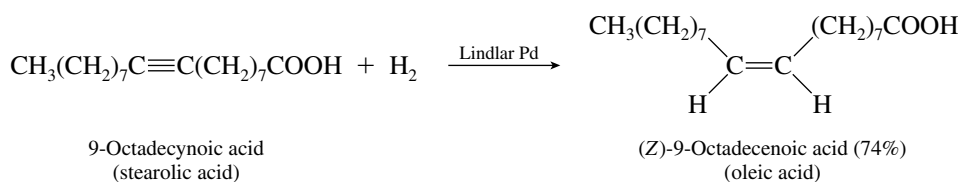
- (b) The species that remains on cleavage of the galactose unit has the structure



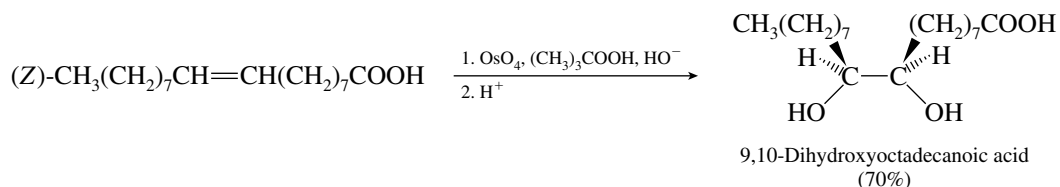
The two substances, sphingosine and cerebronic acid, that are formed along with D-galactose arise by hydrolysis of the amide bond.



- 26.21 (a) Catalytic hydrogenation over Lindlar palladium converts alkynes to cis alkenes.

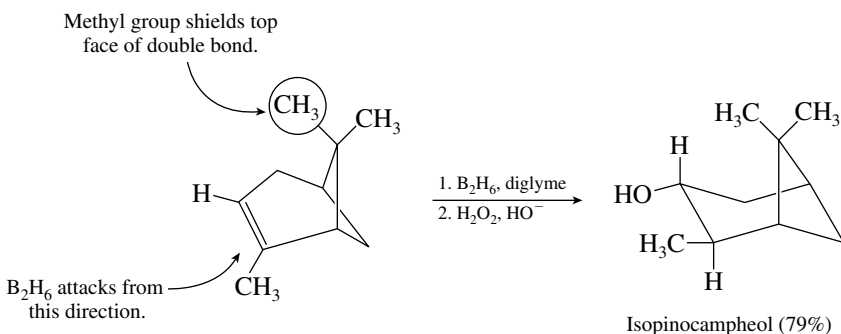


- (g) Hydroxylation of carbon–carbon double bonds with osmium tetroxide proceeds with syn addition of hydroxyl groups.

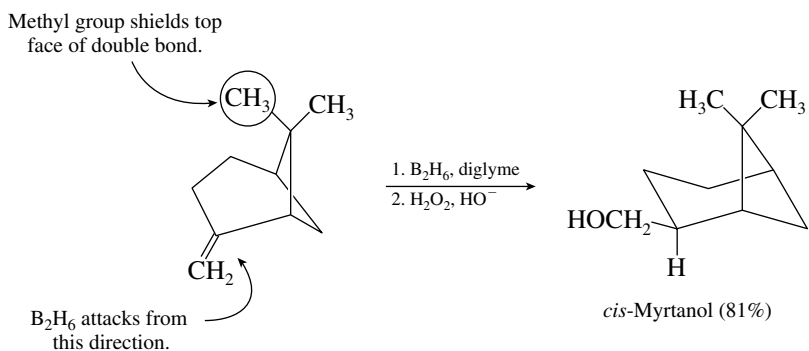


The product is chiral but is formed as a racemic mixture containing equal amounts of the 9*R*,10*S* and 9*S*,10*R* stereoisomers.

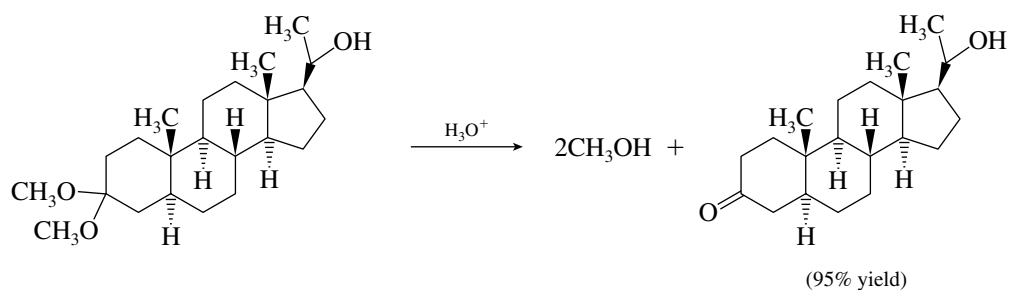
- (h) Hydroboration–oxidation gives syn hydration of carbon–carbon double bonds with a regioselectivity contrary to Markovnikov’s rule. The reagent attacks the less hindered face of the double bond of α -pinene.



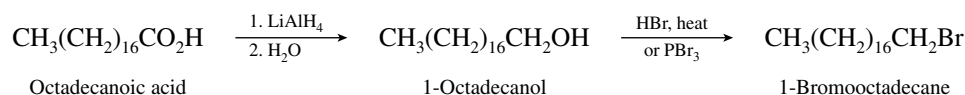
- (i) The starting alkene in this case is β -pinene. As in the preceding exercise with α -pinene, diborane adds to the bottom face of the double bond.



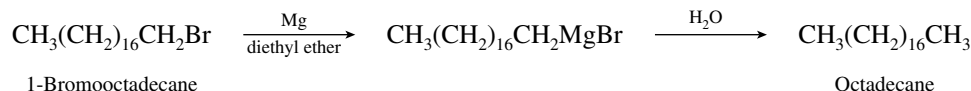
- (j) The starting material is an acetal. It undergoes hydrolysis in dilute aqueous acid to give a ketone.



- 26.22 (a) There are no direct methods for the reduction of a carboxylic acid to an alkane. A number of indirect methods that may be used, however, involve first converting the carboxylic acid to an alkyl bromide via the corresponding alcohol.

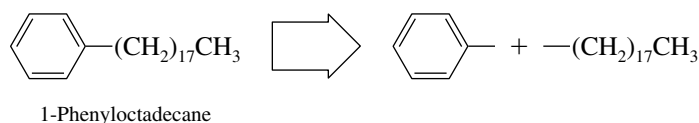


Once the alkyl bromide is in hand, it may be converted to an alkane by conversion to a Grignard reagent followed by addition of water.

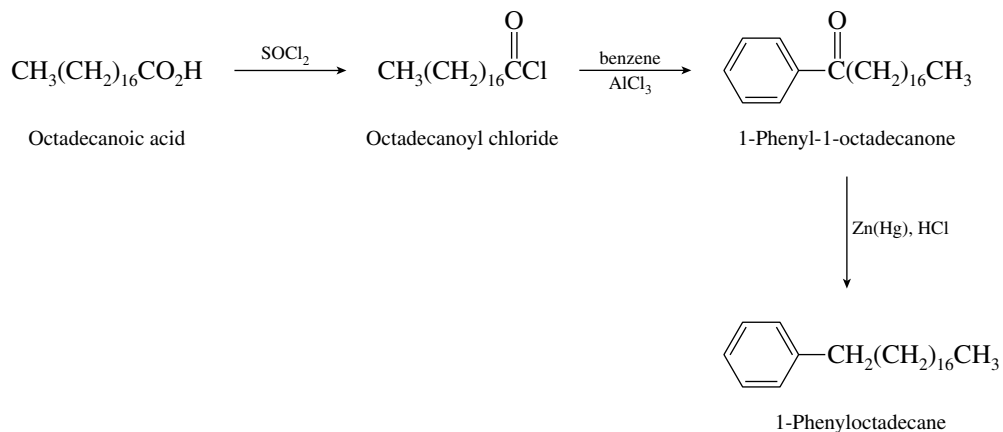


Other routes are also possible. For example, E2 elimination from 1-bromooctadecane followed by hydrogenation of the resulting alkene will also yield octadecane.

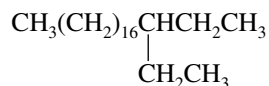
- (b) Retrosynthetic analysis reveals that the 18-carbon chain of the starting material must be attached to a benzene ring.



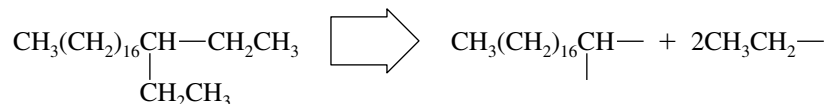
The desired sequence may be carried out by a Friedel–Crafts acylation, followed by Clemmensen or Wolff–Kishner reduction of the ketone.



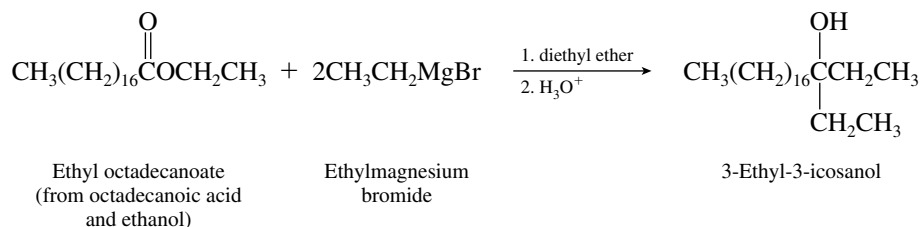
- (c) First examine the structure of the target molecule 3-ethylicosane.



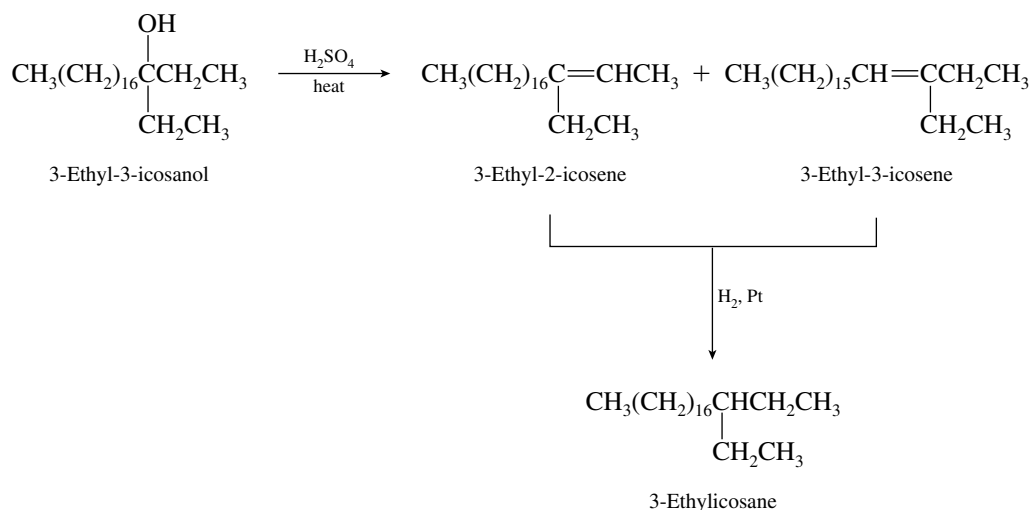
Retrosynthetic analysis reveals that two ethyl groups have been attached to a C₁₈ unit.



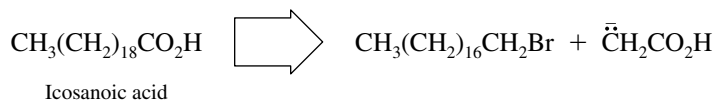
The necessary carbon–carbon bonds can be assembled by the reaction of an ester with two moles of a Grignard reagent.



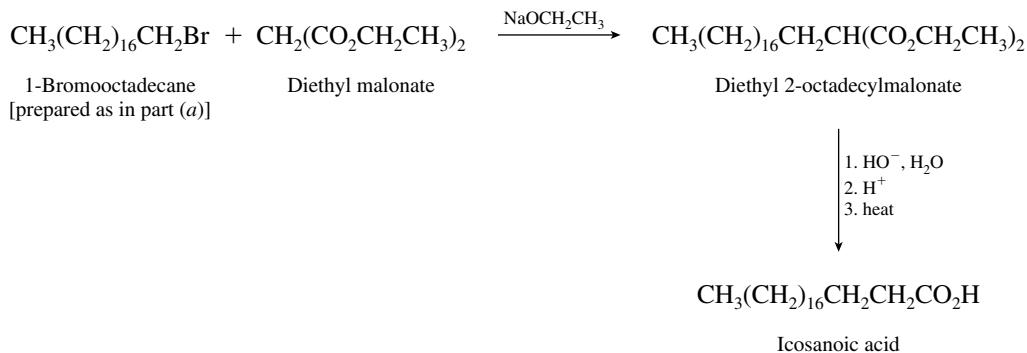
With the correct carbon skeleton in place, all that is needed is to convert the alcohol to the alkene. This can be accomplished by dehydration and reduction.



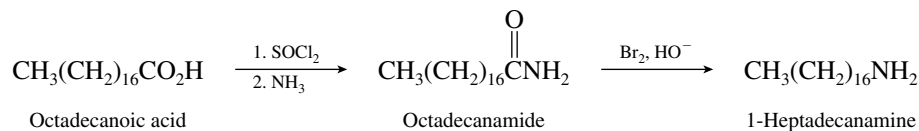
(d) Icosanoic acid contains two more carbon atoms than octadecanoic acid.



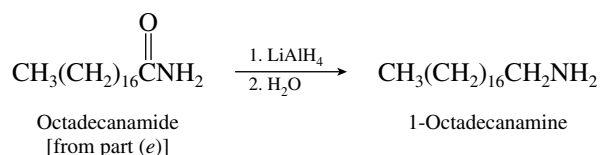
A reasonable approach utilizes a malonic ester synthesis.



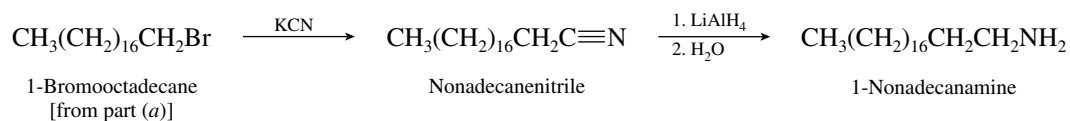
- (e) The carbon chain must be shortened by one carbon atom in this problem. A Hofmann rearrangement (text Section 20.17) is indicated.



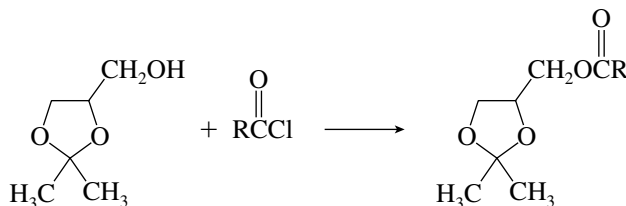
- (f) Lithium aluminum hydride reduction of octadecanamide gives the corresponding amine.



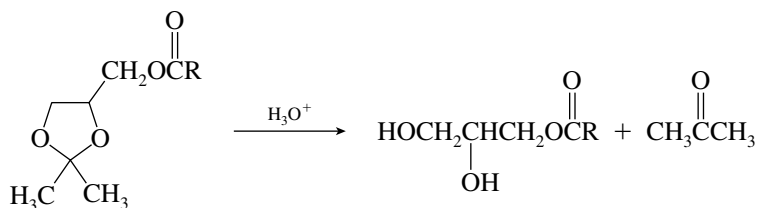
- (g) Chain extension can be achieved via cyanide displacement of bromine from 1-bromooctadecane. Reduction of the cyano group completes the synthesis.



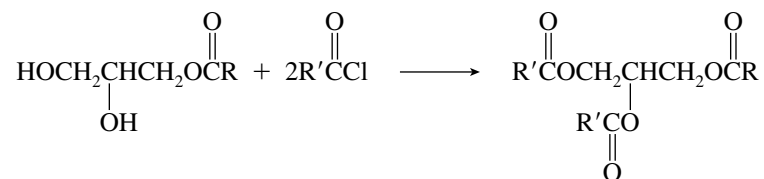
- 26.23** First acylate the free hydroxyl group with an acyl chloride.



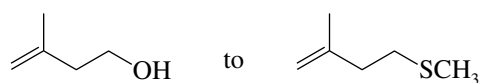
Treatment with aqueous acid brings about hydrolysis of the acetal function.



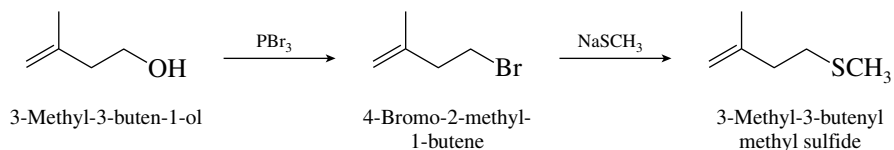
The two hydroxyl groups of the resulting diol are then esterified with 2 moles of the second acyl chloride.



- 26.24** The overall transformation

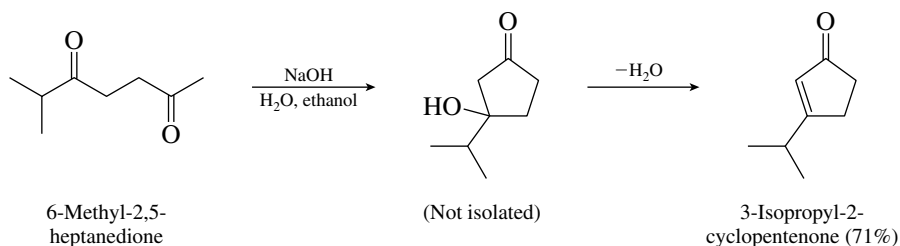


requires converting the alcohol function to some suitable leaving group, followed by substitution by an appropriate nucleophile.

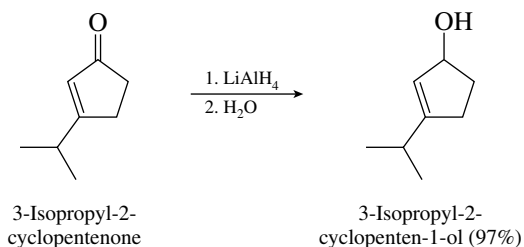


As reported in the literature, the alcohol was converted to its corresponding *p*-toluenesulfonate ester and this substance was then used as the substrate in the nucleophilic substitution step to produce the desired sulfide in 76% yield.

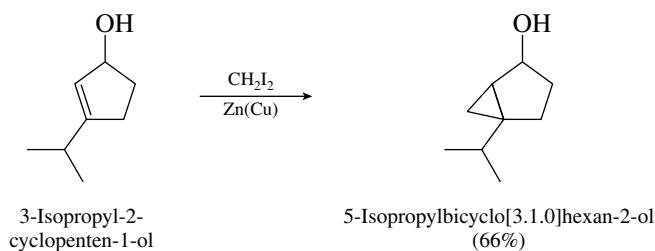
- 26.25** The first transformation is an intramolecular aldol condensation. This reaction was carried out under conditions of base catalysis.



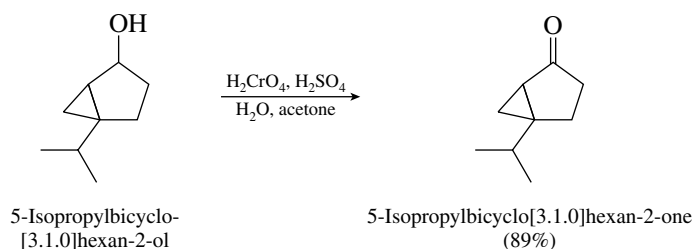
The next step is reduction of a ketone to a secondary alcohol. Lithium aluminum hydride is suitable; it reduces carbonyl groups but leaves the double bond intact.



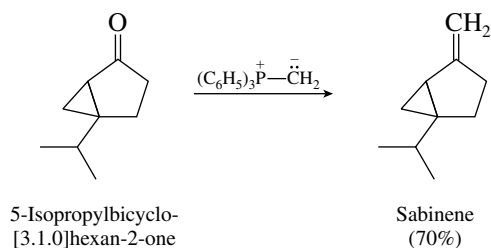
Conversion of an alkene to a cyclopropane can be accomplished to using the Simmons–Smith reagent (iodomethylzinc iodide).



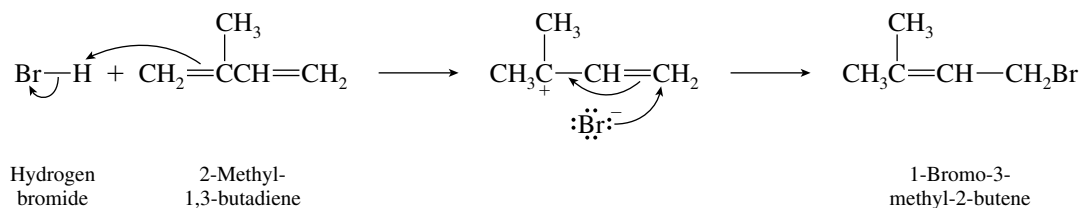
Oxidation of the secondary alcohol to the ketone can be accomplished with any of a number of oxidizing agents. The chemists who reported this synthesis used chromic acid.



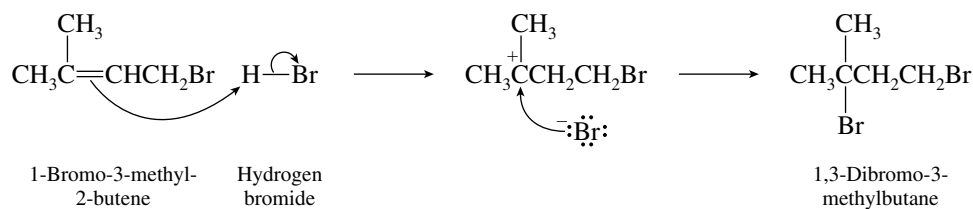
A Wittig reaction converts the ketone to sabinene.



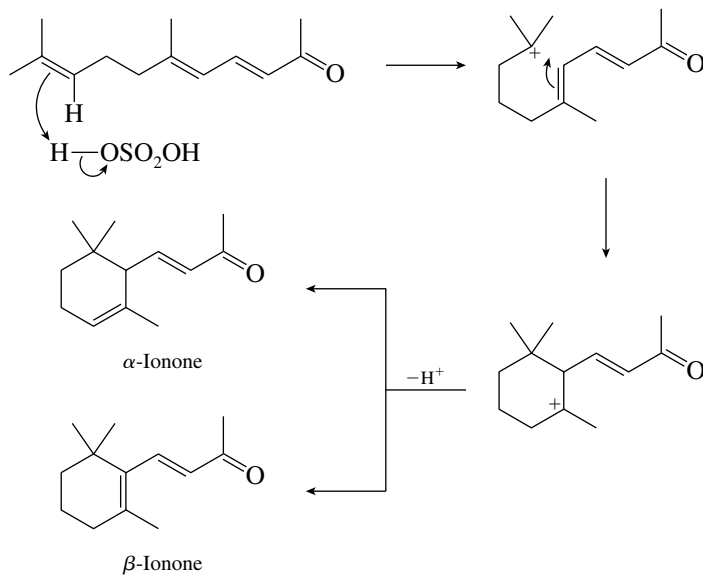
26.26 The first step is a 1,4 addition of hydrogen bromide to the conjugated diene system of isoprene.



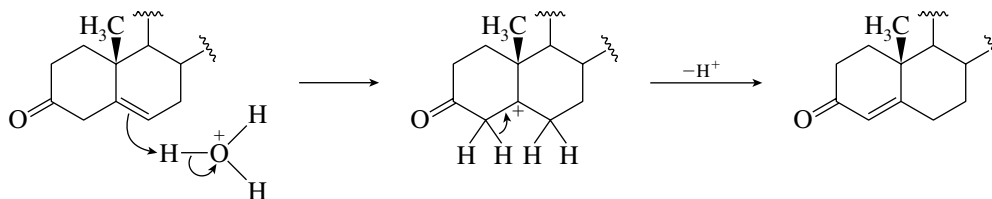
This is followed by Markovnikov addition of hydrogen bromide to the remaining double bond.



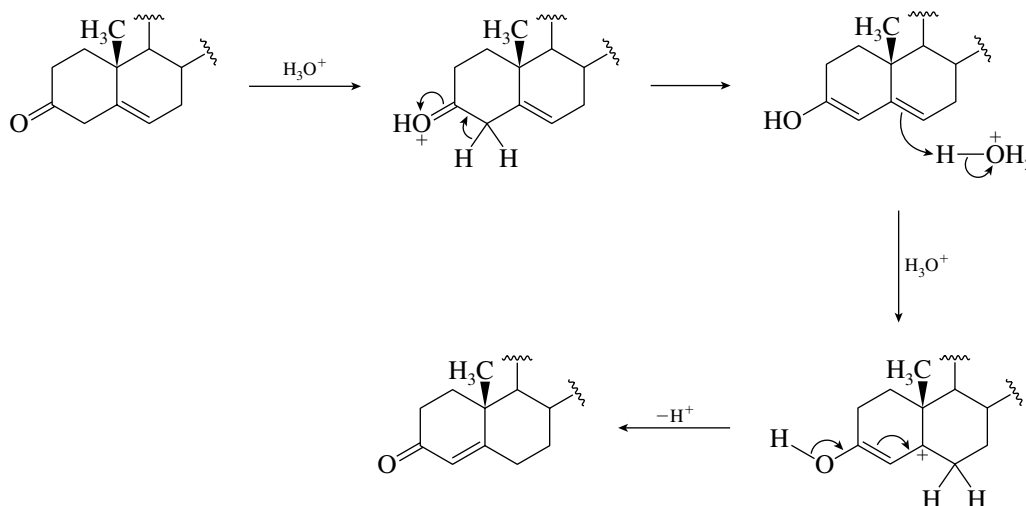
26.27 A reasonable mechanism is protonation of the isolated carbon-carbon double bond, followed by cyclization.



- 26.28** The double bond has a tendency to become conjugated with the carbonyl group. Two mechanisms are more likely than any others under conditions of acid catalysis. One of these involves protonation of the double bond followed by loss of a proton from C-4.



The other mechanism proceeds by enolization followed by proton-induced double-bond migration.



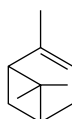
- 26.29** See the June, 1995, issue of the *Journal of Chemical Education*, pages 541–542, for the solution to this problem.
- 26.30** Solutions to molecular modeling exercises are not provided in this *Study Guide and Solutions Manual*. You should use *Learning By Modeling* for this exercise.

SELF-TEST

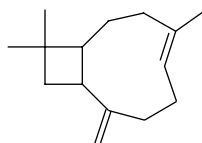
PART A

- A-1.** Write a balanced chemical equation for the basic hydrolysis of tristearin.
- A-2.** Both waxes and fats are lipids that contain the ester functional group. In what way do the structures of these lipids differ?
- A-3.** Classify each of the following isoprenoid compounds as a monoterpene, a diterpene, and so on. Indicate with dashed lines the isoprene units that make up each structure.

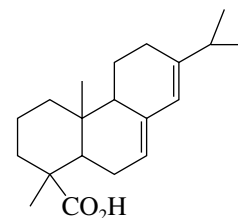
(a) α -Pinene:



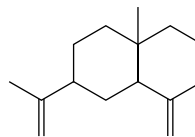
(b) Caryophyllene:



(c) Abietic acid:



B-4. The compound whose carbon skeleton is shown, known as selinene, is found in celery.



This substance is an example of a

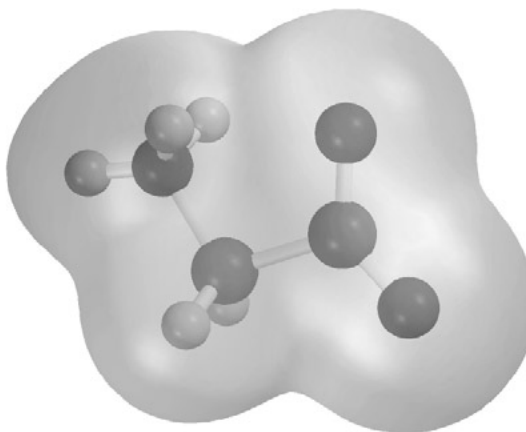
- (a) Monoterpene (c) Sesquiterpene
 (b) Diterpene (d) Triterpene

B-5. Which of the following correctly represents the isoprenoid units of selinene?

- (a) (c) Both of these are acceptable
 (b) (d) Neither of these is acceptable

B-6. What is the distribution of radioactive carbon (^{14}C) in isopentenyl pyrophosphate biosynthesized from acetic acid labelled with ^{14}C at its carboxyl carbon ($\text{CH}_3^*\text{CO}_2\text{H}$)? ^{14}C is indicated by an asterisk (*) in the structures.

- (a) (d)
 (b) (e)
 (c)

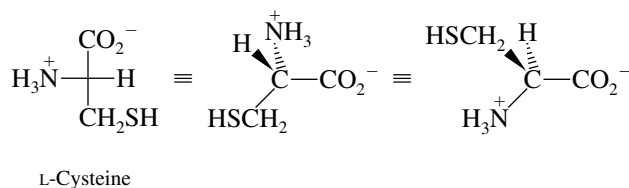


CHAPTER 27

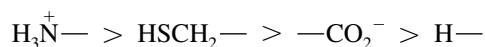
AMINO ACIDS, PEPTIDES, AND PROTEINS. NUCLEIC ACIDS

SOLUTIONS TO TEXT PROBLEMS

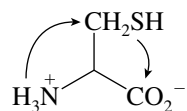
- 27.1 (b) L-Cysteine is the only amino acid in Table 27.1 that has the *R* configuration at its stereogenic center.



The order of decreasing sequence rule precedence is



When the molecule is oriented so that the lowest ranked substituent (H) is held away from us, the order of decreasing precedence traces a clockwise path.

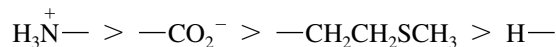


Clockwise; therefore *R*

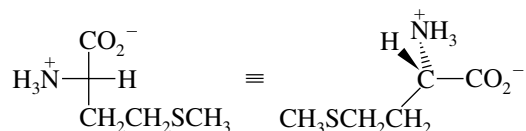
The reason why L-cysteine has the *R* configuration while all the other L-amino acids have the *S* configuration lies in the fact that the $-\text{CH}_2\text{SH}$ substituent is the only side chain that outranks $-\text{CO}_2^-$ according to the sequence rule. Remember, rank order is determined by

atomic number at the first point of difference, and —C—S outranks —C—O. In all the other amino acids —CO₂⁻ outranks the substituent at the stereogenic center. The reversal in the Cahn–Ingold–Prelog descriptor comes not from any change in the spatial arrangement of substituents at the stereogenic center but rather from a reversal in the relative ranks of the carboxylate group and the side chain.

- (c) The order of decreasing sequence rule precedence in L-methionine is

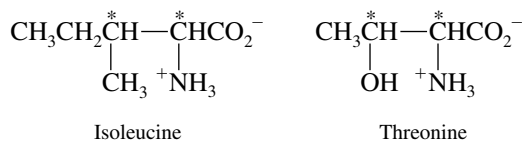


Sulfur is one atom further removed from the stereogenic center, and so C—O outranks C—C—S.

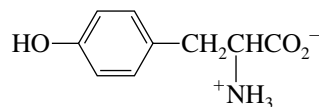


The absolute configuration is *S*.

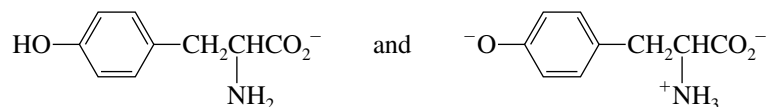
- 27.2 The amino acids in Table 27.1 that have more than one stereogenic center are isoleucine and threonine. The stereogenic centers are marked with an asterisk in the structural formulas shown.



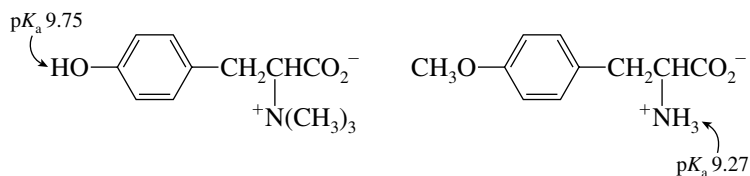
- 27.3 (b) The zwitterionic form of tyrosine is the one shown in Table 27.1.



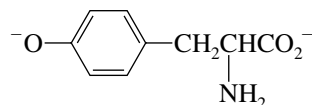
- (c) As base is added to the zwitterion, a proton is removed from either of two positions, the ammonium group or the phenolic hydroxyl. The acidities of the two sites are so close that it is not possible to predict with certainty which one is deprotonated preferentially. Thus two structures are plausible for the monoanion:



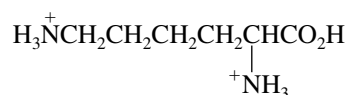
In fact, the proton on nitrogen is slightly more acidic than the phenolic hydroxyl, as measured by the $\text{p}K_a$ values of the following model compounds:



(d) On further treatment with base, both the monoanions in part (c) yield the same dianion.

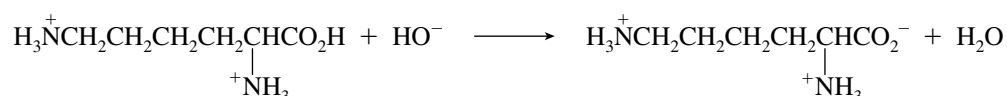


27.4 At pH 1 the carboxylate oxygen and both nitrogens of lysine are protonated.



(Principal form at pH 1)

As the pH is raised, the carboxyl proton is removed first.



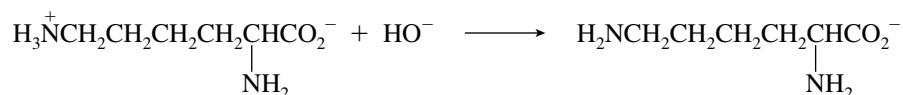
The pK_a value for the first ionization of lysine is 2.18 (from Table 27.3), and so this process is virtually complete when the pH is greater than this value.

The second pK_a value for lysine is 8.95. This is a fairly typical value for the second pK_a of amino acids and likely corresponds to proton removal from the nitrogen on the α carbon. The species that results is the predominant one at pH 9.



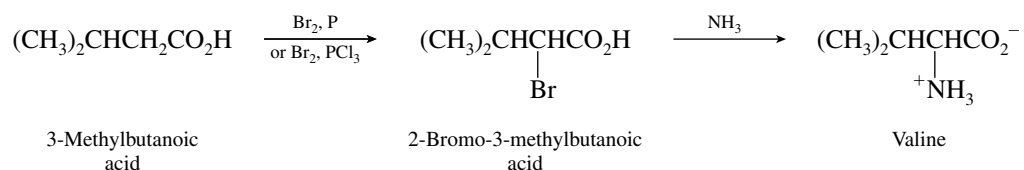
(Principal form at pH 9)

The pK_a value for the third ionization of lysine is 10.53. This value is fairly high compared with those of most of the amino acids in Tables 27.1 to 27.3 and suggests that this proton is removed from the nitrogen of the side chain. The species that results is the major species present at pH values greater than 10.53.



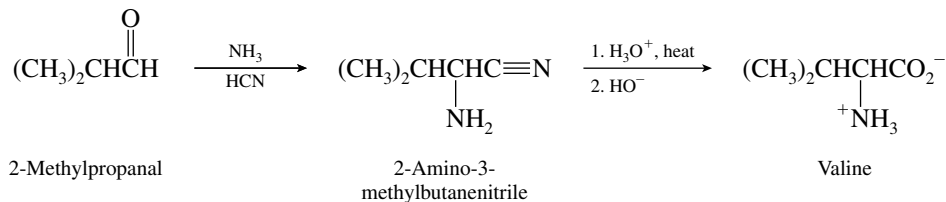
(Principal form at pH 13)

27.5 To convert 3-methylbutanoic acid to valine, a leaving group must be introduced at the α carbon prior to displacement by ammonia. This is best accomplished by bromination under the conditions of the Hell–Vollhard–Zelinsky reaction.



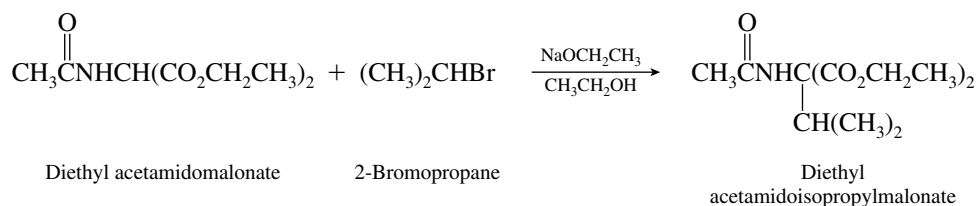
Valine has been prepared by this method. The Hell–Volhard–Zelinsky reaction was carried out in 88% yield, but reaction of the α -bromo acid with ammonia was not very efficient, valine being isolated in only 48% yield in this step.

- 27.6** In the Strecker synthesis an aldehyde is treated with ammonia and a source of cyanide ion. The resulting amino nitrile is hydrolyzed to an amino acid.



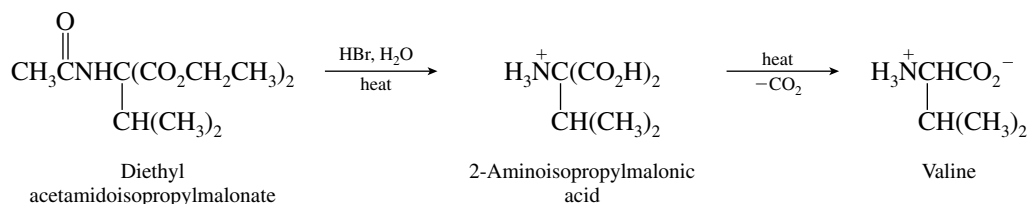
As actually carried out, the aldehyde was converted to the amino nitrile by treatment with an aqueous solution containing ammonium chloride and potassium cyanide. Hydrolysis was achieved in aqueous hydrochloric acid and gave valine as its hydrochloride salt in 65% overall yield.

- 27.7** The alkyl halide with which the anion of diethyl acetamidomalonate is treated is 2-bromopropane.



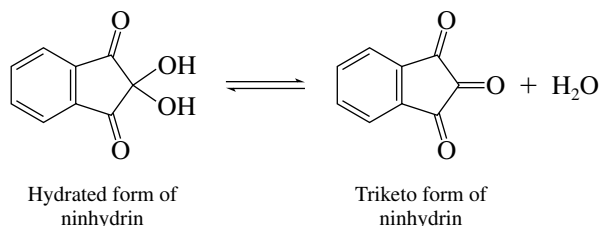
This is the difficult step in the synthesis; it requires a nucleophilic substitution of the $\text{S}_{\text{N}}2$ type involving a secondary alkyl halide. Competition of elimination with substitution results in only a 37% observed yield of alkylated diethyl acetamidomalonate.

Hydrolysis and decarboxylation of the alkylated derivative are straightforward and proceed in 85% yield to give valine.

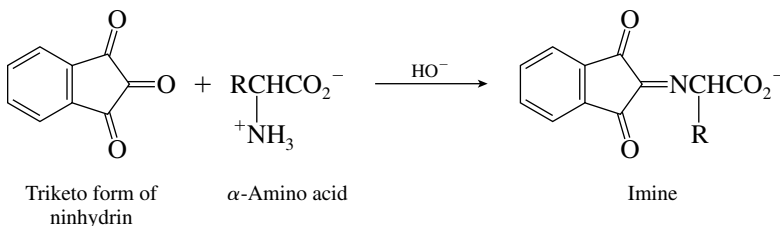


The overall yield of valine (31%) is the product of $37\% \times 85\%$.

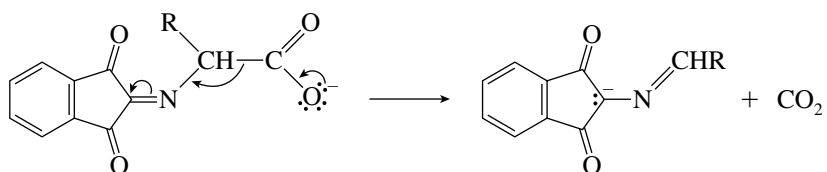
- 27.8** Ninhydrin is the hydrate of a triketone and is in equilibrium with it.



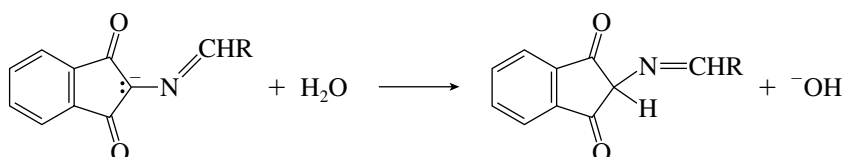
An amino acid reacts with this triketone to form an imine.



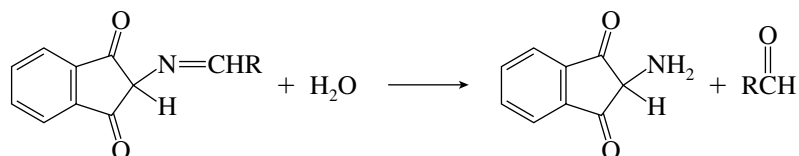
This imine then undergoes decarboxylation.



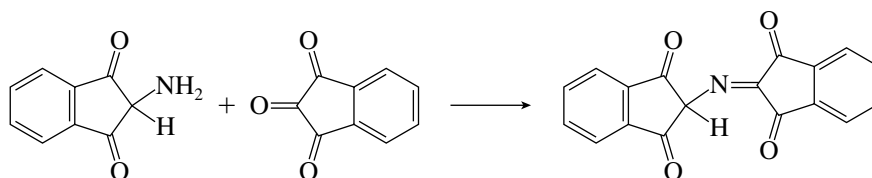
The anion that results from the decarboxylation step is then protonated. The product is shown as its diketo form but probably exists as an enol.



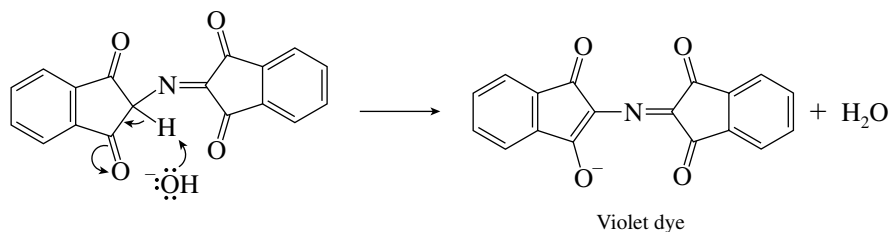
Hydrolysis of the imine function gives an aldehyde and a compound having a free amino group.



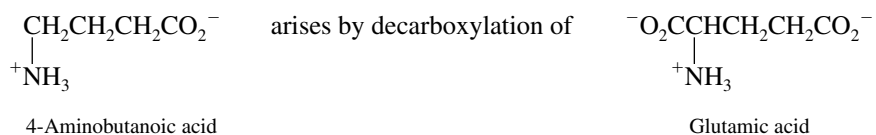
This amine then reacts with a second molecule of the triketo form of ninhydrin to give an imine.



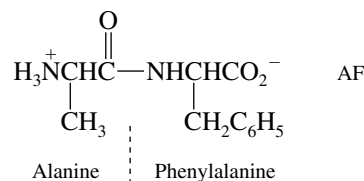
Proton abstraction from the neutral imine gives its conjugate base, which is a violet dye.



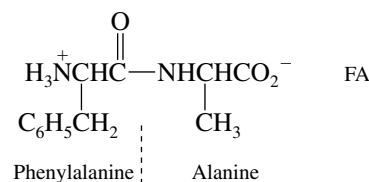
- 27.9** The carbon that bears the amino group of 4-aminobutanoic acid corresponds to the α carbon of an α -amino acid.



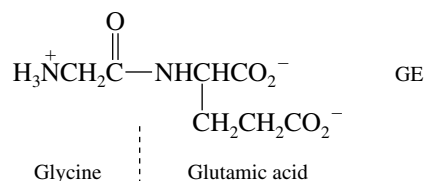
- 27.10 (b) Alanine is the N-terminal amino acid in Ala-Phe. Its carboxyl group is joined to the nitrogen of phenylalanine by a peptide bond.



- (c) The positions of the amino acids are reversed in Phe-Ala. Phenylalanine is the N terminus and alanine is the C terminus.

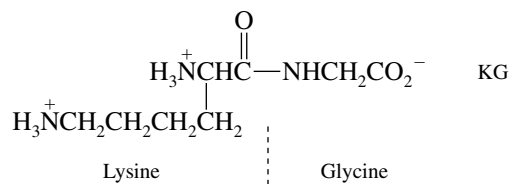


- (d) The carboxyl group of glycine is joined by a peptide bond to the amino group of glutamic acid.



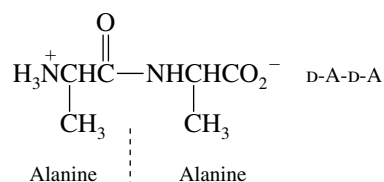
The dipeptide is written in its anionic form because the carboxyl group of the side chain is ionized at pH 7. Alternatively, it could have been written as a neutral zwitterion with a $\text{CH}_2\text{CH}_2\text{CO}_2\text{H}$ side chain.

- (e) The peptide bond in Lys-Gly is between the carboxyl group of lysine and the amino group of glycine.

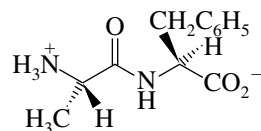


The amino group of the lysine side chain is protonated at pH 7, and so the dipeptide is written here in its cationic form. It could have also been written as a neutral zwitterion with the side chain $\text{H}_2\text{NCH}_2\text{CH}_2\text{CH}_2\text{CH}_2$.

- (f) Both amino acids are alanine in D-Ala-D-Ala. The fact that they have the D configuration has no effect on the constitution of the dipeptide.

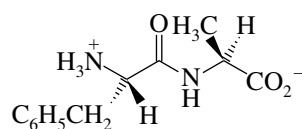


- 27.11 (b) When amino acid residues in a dipeptide are indicated without a prefix, it is assumed that the configuration at the α carbon atom is L. For all amino acids except cysteine, the L configuration corresponds to *S*. The stereochemistry of Ala-Phe may therefore be indicated for the zigzag conformation as shown.

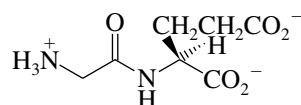


The L configuration corresponds to *S* for each of the stereogenic centers in Ala-Phe.

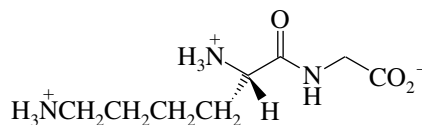
- (c) Similarly, Phe-Ala has its substituent at the N-terminal amino acid directed away from us, whereas the C-terminal side chain is pointing toward us, and the L configuration corresponds to *S* for each stereogenic center.



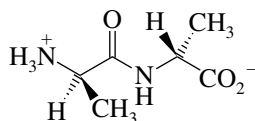
- (d) There is only one stereogenic center in Gly-Glu. It has the L (or *S*) configuration.




- (e) In order for the N-terminal amino acid in Lys-Gly to have the L (or *S*) configuration, its side chain must be directed away from us in the conformation indicated.



- (f) The configuration at both α -carbon atoms in D-Ala-D-Ala is exactly the reverse of the configuration of the stereogenic centers in parts (a) through (e). Both stereogenic centers have the D (or *R*) configuration.

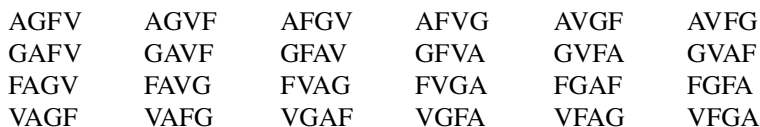


- 27.12 Figure 27.7 in the text gives the structure of leucine enkephalin. Methionine enkephalin differs from it only with respect to the C-terminal amino acid. The amino acid sequences of the two pentapeptides are

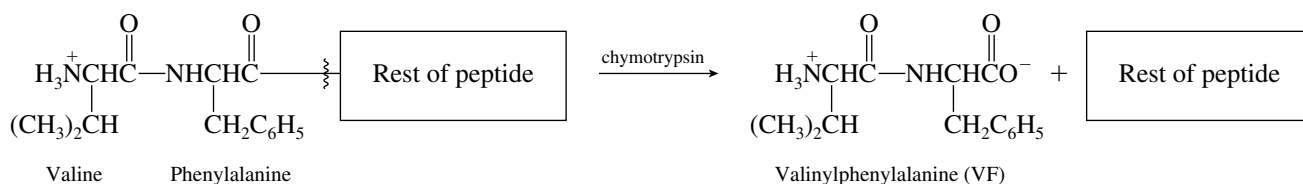


The peptide sequence of a polypeptide can also be expressed using the one-letter abbreviations listed in text Table 27.1. Methionine enkephalin becomes YGGFM.

- 27.13** Twenty-four tetrapeptide combinations are possible for the four amino acids alanine (A), glycine (G), phenylalanine (F), and valine (V). Remember that the order is important; AG is not the same peptide as GA. Using the one-letter abbreviations for each amino acid the possibilities are

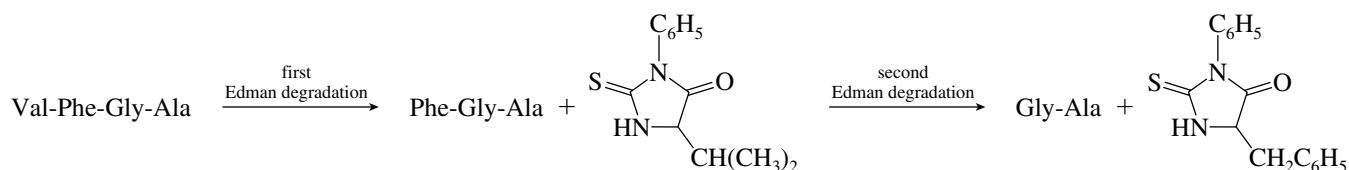


- 27.14** Chymotrypsin cleaves a peptide selectively at the carboxyl group of amino acids that have aromatic side chains. The side chain of phenylalanine is a benzyl group, $C_6H_5CH_2-$. If the dipeptide isolated after treatment with chymotrypsin contains valine (V) and phenylalanine (F), its sequence must be VF.

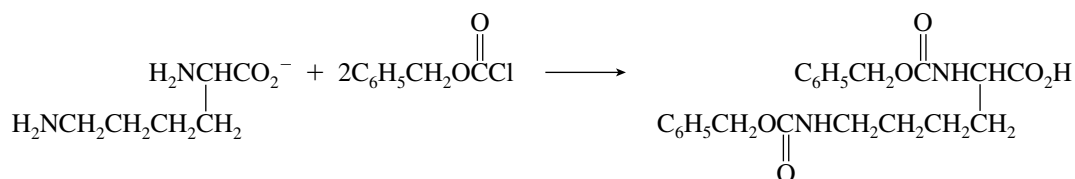


The possible sequences for the unknown tetrapeptide are VFAG and VFGA.

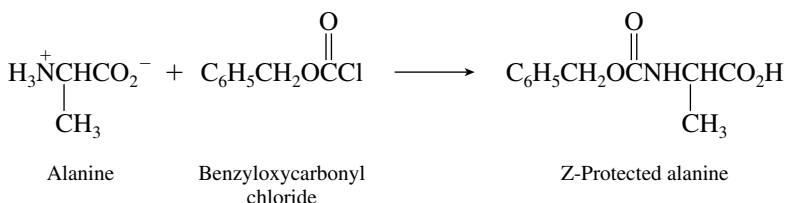
- 27.15** The Edman degradation removes the N-terminal amino acid, which is identified as a phenylthiohydantoin derivative. The first Edman degradation of Val-Phe-Gly-Ala gives the phenylthiohydantoin derived from valine; the second gives the phenylthiohydantoin derived from phenylalanine.



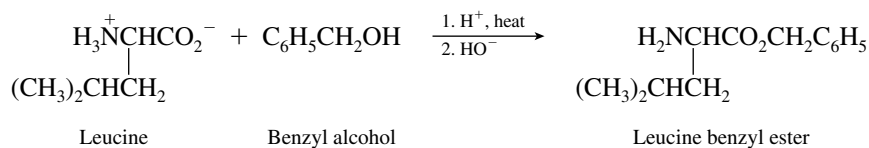
- 27.16** Lysine has two amino groups. Both amino functions are converted to amides on reaction with benzyloxycarbonyl chloride.



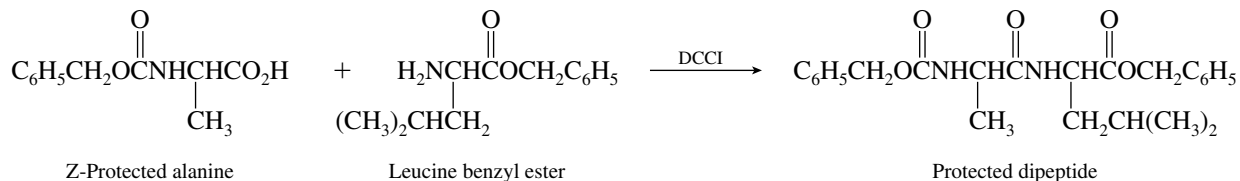
- 27.17** The peptide bond of Ala-Leu connects the carboxyl group of alanine and the amino group of leucine. We therefore need to protect the amino group of alanine and the carboxyl group of leucine. Protect the amino group of alanine as its benzyloxycarbonyl derivative.



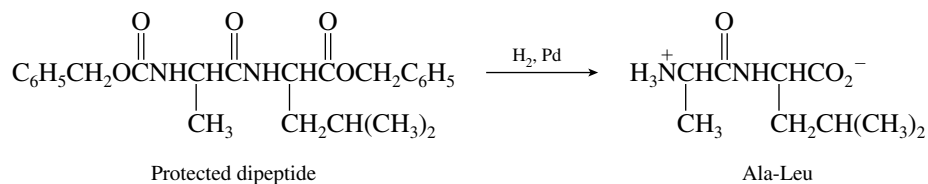
Protect the carboxyl group of leucine as its benzyl ester.



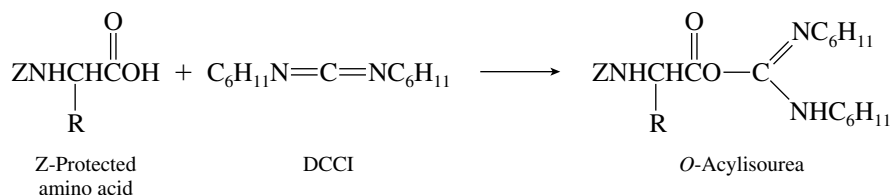
Coupling of the two amino acids is achieved by *N,N'*-dicyclohexylcarbodiimide (DCCI)-promoted amide bond formation between the free amino group of leucine benzyl ester and the free carboxyl group of *Z*-protected alanine.



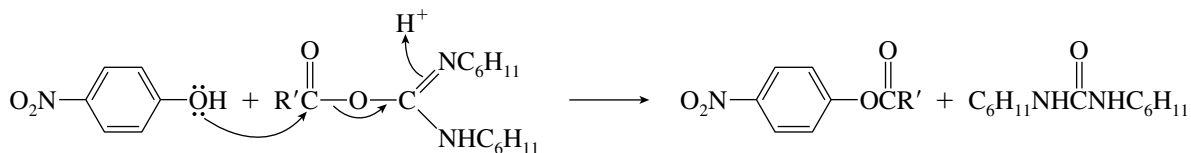
Both the benzyloxycarbonyl protecting group and the benzyl ester protecting group may be removed by hydrogenolysis over palladium. This step completes the synthesis of Ala-Leu.



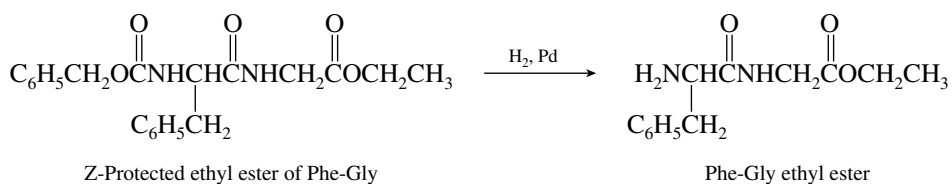
- 27.18** As in the DCCI-promoted coupling of amino acids, the first step is the addition of the *Z*-protected amino acid to DCCI to give an *O*-acylisourea.



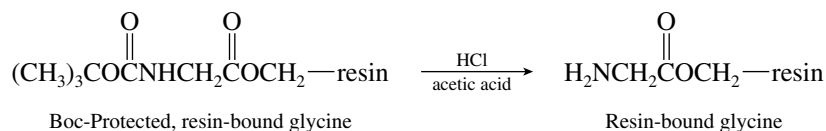
This *O*-acylisourea is attacked by *p*-nitrophenol to give the *p*-nitrophenyl ester of the *Z*-protected amino acid.



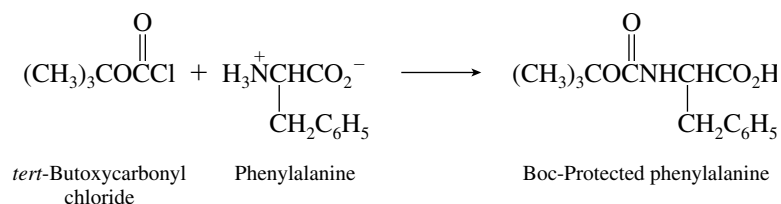
- 27.19** To add a leucine residue to the N terminus of the ethyl ester of *Z*-Phe-Gly, the benzyloxycarbonyl protecting group must first be removed. This can be accomplished by hydrogenolysis.



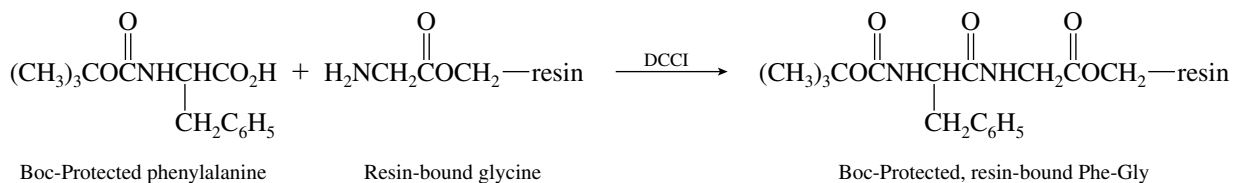
The amino group of glycine is then exposed by removal of the protecting group. Typical conditions for this step involve treatment with hydrogen chloride in acetic acid.



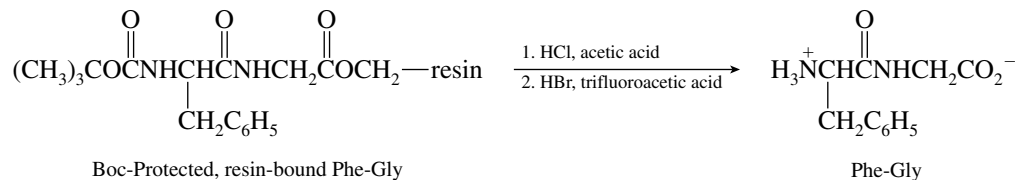
To attach phenylalanine to resin-bound glycine, we must first protect the amino group of phenylalanine. A Boc protecting group is appropriate.



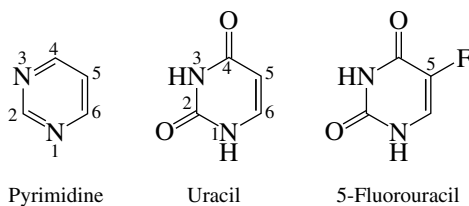
Peptide bond formation occurs when the resin-bound glycine and Boc-protected phenylalanine are combined in the presence of DCCl.



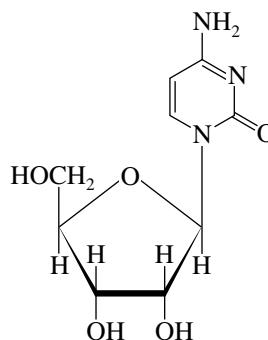
Remove the Boc group with HCl and then treat with HBr in trifluoroacetic acid to cleave Phe-Gly from the solid support.



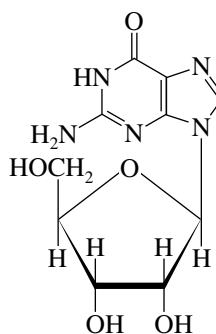
27.21 The numbering of the ring in uracil and its derivatives parallels that in pyrimidine.



- 27.22 (b) Cytidine is present in RNA and so is a nucleoside of D-ribose. The base is cytosine.



- (c) Guanosine is present in RNA and so is a guanine nucleoside of D-ribose.

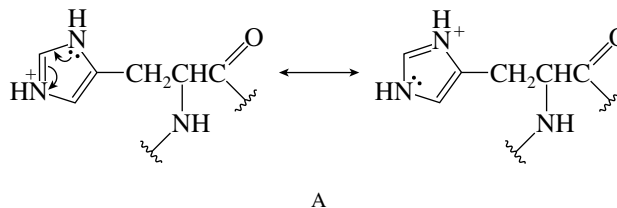


- 27.23 Table 27.4 in the text lists the messenger RNA codons for the various amino acids. The codons for valine and for glutamic acid are:

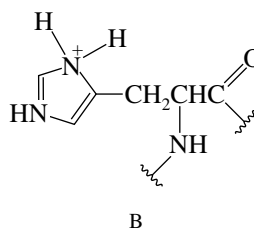
Valine:	GUU	GUA	GUC	GUG
Glutamic acid:		GAA		GAG

As can be seen, the codons for glutamic acid (GAA and GAG) are very similar to two of the codons (GUA and GUG) for valine. Replacement of adenine in the glutamic acid codons by uracil causes valine to be incorporated into hemoglobin instead of glutamic acid and is responsible for the sickle cell trait.

- 27.24 The protonated form of imidazole represented by structure A is stabilized by delocalization of the lone pair of one of the nitrogens. The positive charge is shared by both nitrogens.

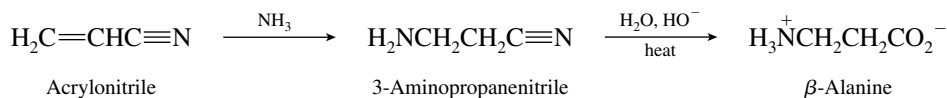


The positive charge in structure B is localized on a single nitrogen. Resonance stabilization of the type shown in structure A is not possible.



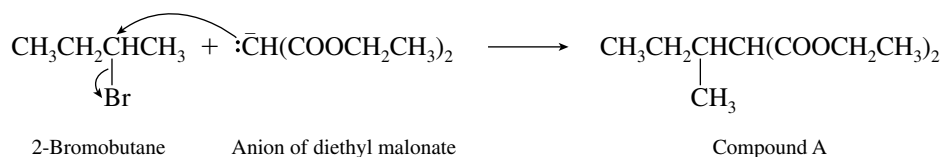
Structure A is the more stable protonated form.

- 27.25 The following outlines a synthesis of β -alanine in which conjugate addition to acrylonitrile plays a key role.

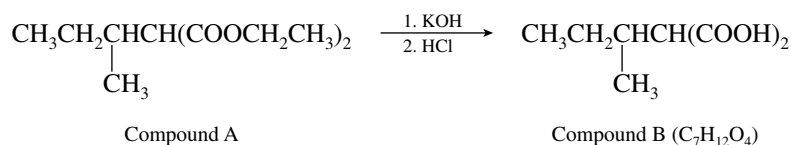


Addition of ammonia to acrylonitrile has been carried out in modest yield (31–33%). Hydrolysis of the nitrile group can be accomplished in the presence of either acids or bases. Hydrolysis in the presence of $\text{Ba}(\text{OH})_2$ has been reported in the literature to give β -alanine in 85–90% yield.

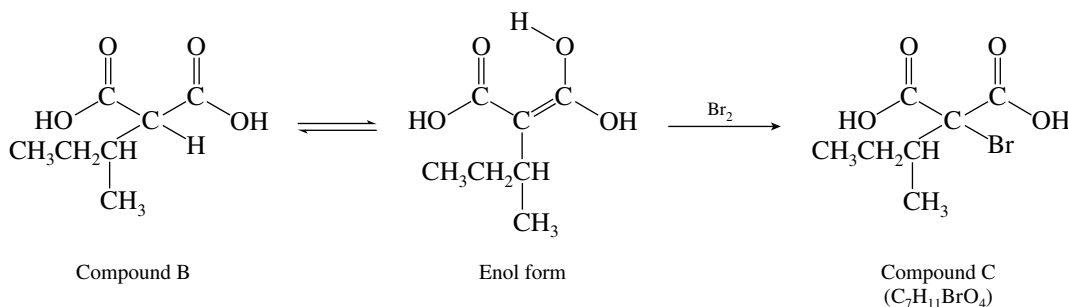
- 27.26 (a) The first step involves alkylation of diethyl malonate by 2-bromobutane.



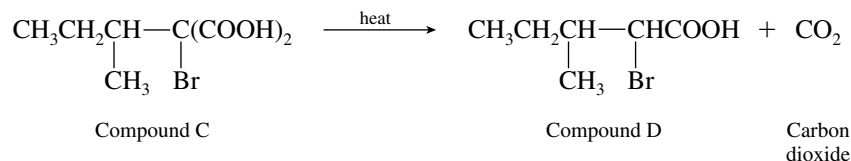
In the second step of the synthesis, compound A is subjected to ester saponification. Following acidification, the corresponding diacid (compound B) is isolated.



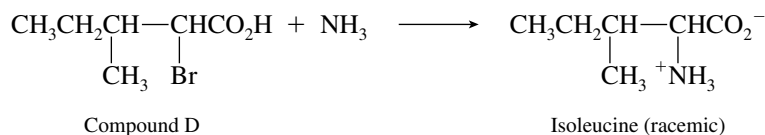
Compound B is readily brominated at its α -carbon atom by way of the corresponding enol form.



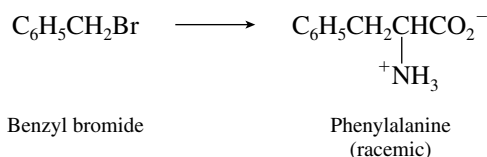
When compound C is heated, it undergoes decarboxylation to give an α -bromo carboxylic acid.



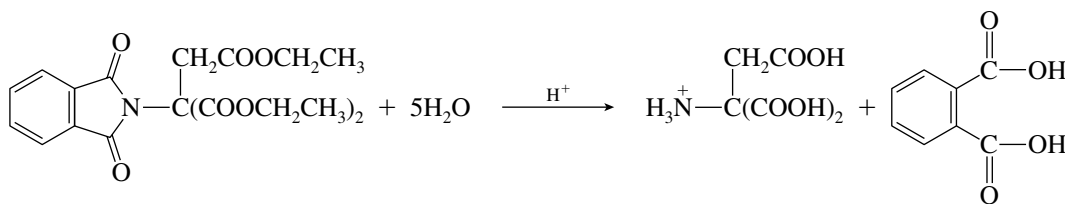
Treatment of compound D with ammonia converts it to isoleucine by nucleophilic substitution.



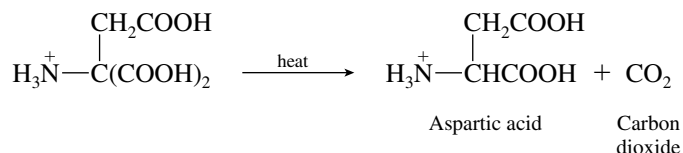
- (b) The procedure just described can be adapted to the synthesis of other amino acids. The group attached to the α -carbon atom is derived from the alkyl halide used to alkylate diethyl malonate. Benzyl bromide (or chloride or iodide) would be appropriate for the preparation of phenylalanine.



- 27.27 Acid hydrolysis of the triester converts all its ester functions to free carboxyl groups and cleaves both amide bonds.




The hydrolysis product is a substituted derivative of malonic acid and undergoes decarboxylation on being heated. The product of this decarboxylation is aspartic acid (in its protonated form under conditions of acid hydrolysis).

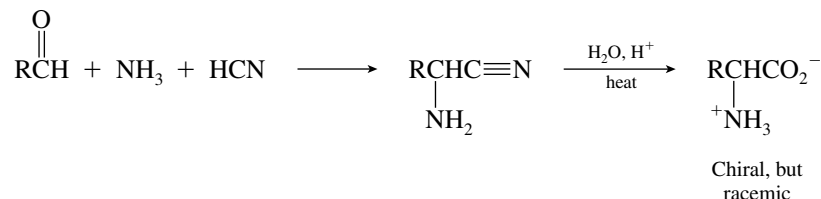


Aspartic acid is chiral, but is formed as a racemic mixture, so the product of this reaction is not optically active. The starting triester is achiral and cannot give an optically active product when it reacts with optically inactive reagents.

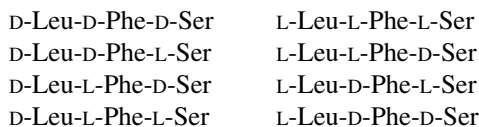
- 27.28 The amino acids leucine, phenylalanine, and serine each have one stereogenic center.



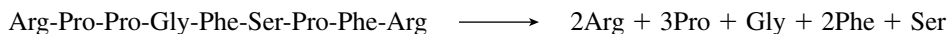
When prepared by the Strecker synthesis, each of these amino acids is obtained as a racemic mixture containing 50% of the D enantiomer and 50% of the L enantiomer.



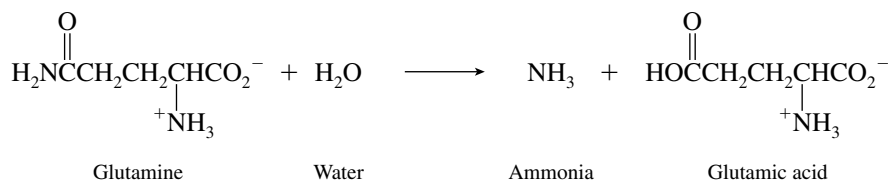
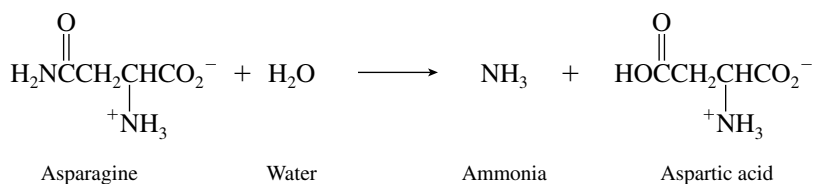
Thus, preparation of the tripeptide Leu-Phe-Ser will yield a mixture of 2^3 (eight) stereoisomers.



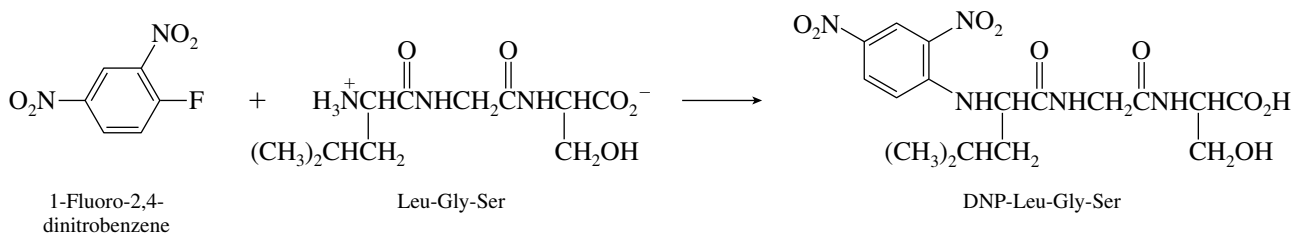
- 27.29** Bradykinin is a nonapeptide but contains only five different amino acids. Three of the amino acid residues are proline, two are arginine, and two are phenylalanine. Five peaks will appear on the strip chart after amino acid analysis of bradykinin.



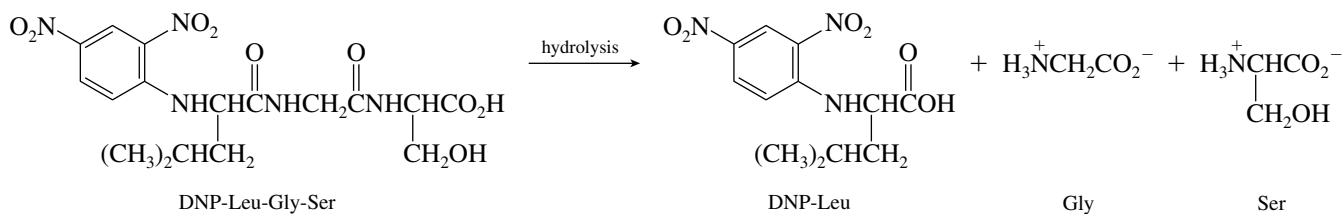
- 27.30** Asparagine and glutamine each contain an amide function in their side chain. Under the conditions of peptide bond hydrolysis that characterize amino acid analysis, the side-chain amide is also hydrolyzed, giving ammonia.



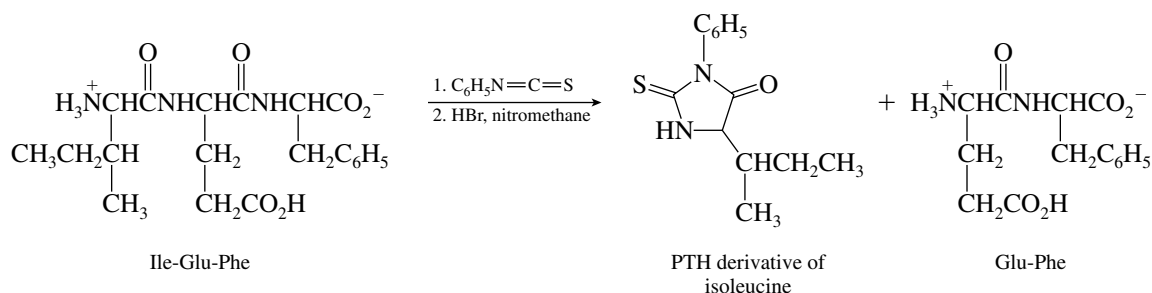
- 27.31** (a) 1-Fluoro-2,4-dinitrobenzene reacts with the amino group of the N-terminal amino acid in a nucleophilic aromatic substitution reaction of the addition–elimination type.



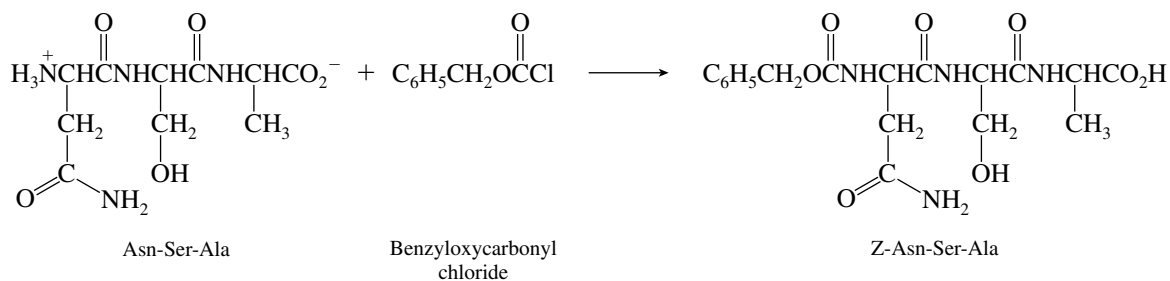
- (b) Hydrolysis of the product in part (a) cleaves the peptide bonds. Leucine is isolated as its 2,4-dinitrophenyl (DNP) derivative, but glycine and serine are isolated as the free amino acids.



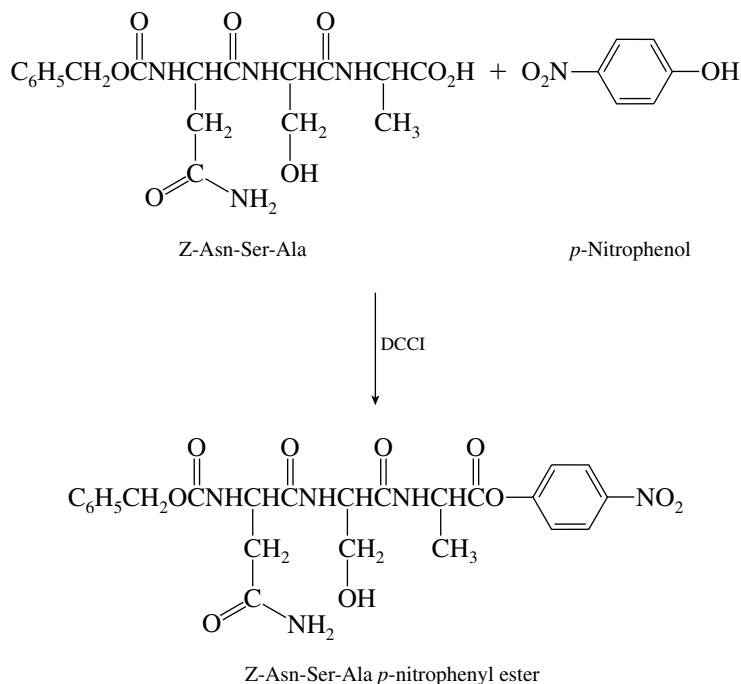
- (c) Phenyl isothiocyanate is a reagent used to identify the N-terminal amino acid of a peptide by the Edman degradation. The N-terminal amino acid is cleaved as a phenylthiohydantoin (PTH) derivative, the remainder of the peptide remaining intact.



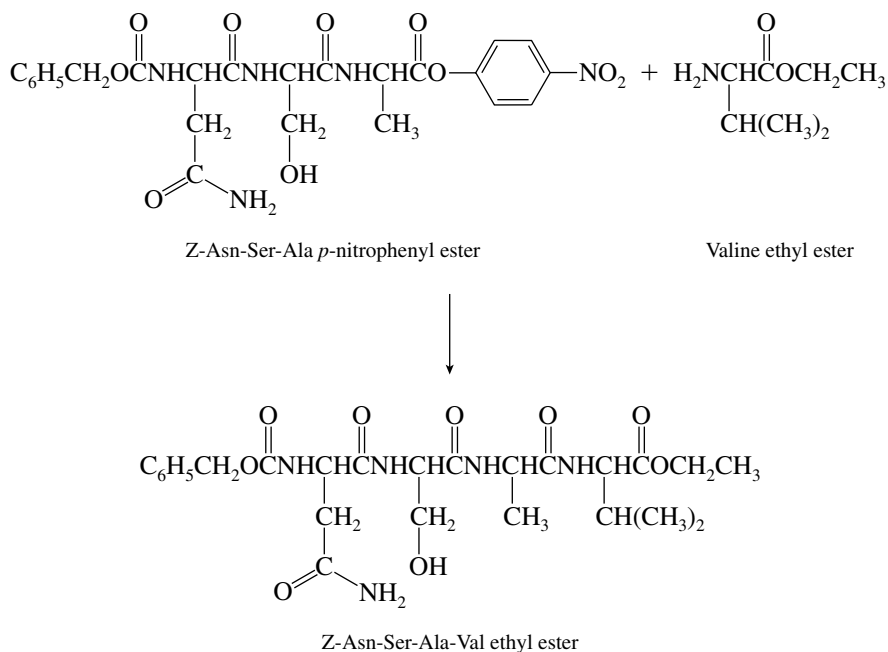
- (d) Benzyloxycarbonyl chloride reacts with amino groups to convert them to amides. The only free amino group in Asn-Ser-Ala is the N terminus. The amide function of asparagine does not react with benzyloxycarbonyl chloride.



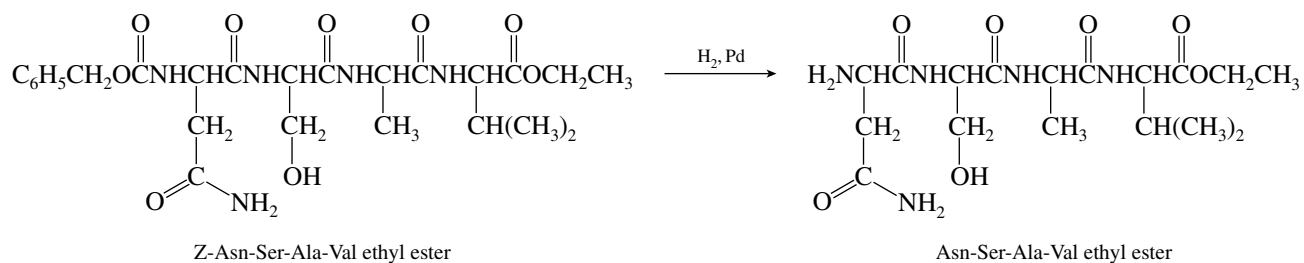
- (e) The Z-protected tripeptide formed in part (d) is converted to its C-terminal *p*-nitrophenyl ester on reaction with *p*-nitrophenol and *N,N'*-dicyclohexylcarbodiimide (DCCI).



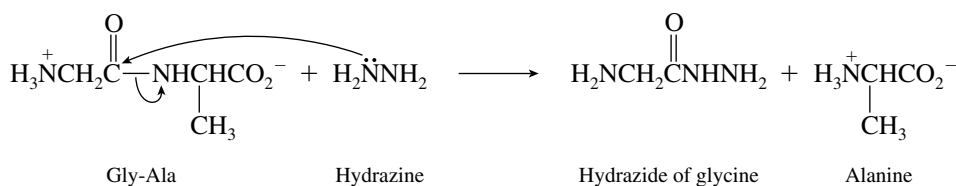
- (f) The *p*-nitrophenyl ester prepared in part (e) is an “active” ester. The *p*-nitrophenyl group is a good leaving group and can be displaced by the amino nitrogen of valine ethyl ester to form a new peptide bond.



- (g) Hydrogenolysis of the Z-protected tetrapeptide ester formed in part (f) removes the Z protecting group.

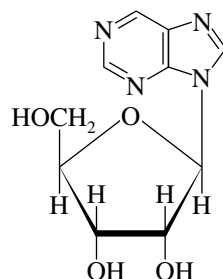


- 27.32** Consider, for example, the reaction of hydrazine with a very simple dipeptide such as Gly-Ala. Hydrazine cleaves the peptide by nucleophilic attack on the carbonyl group of glycine.



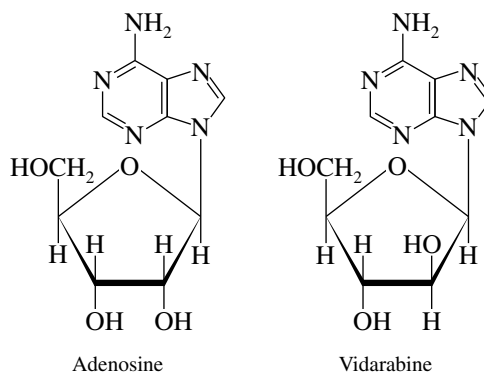
It is the C-terminal residue that is cleaved as the free amino acid and identified in the hydrazinolysis of peptides.

In nebularine, D-ribose in its furanose form is attached to position 9 of purine. The stereochemistry at the anomeric position is β .



9- β -D-Ribofuranosylpurine
(nebularine)

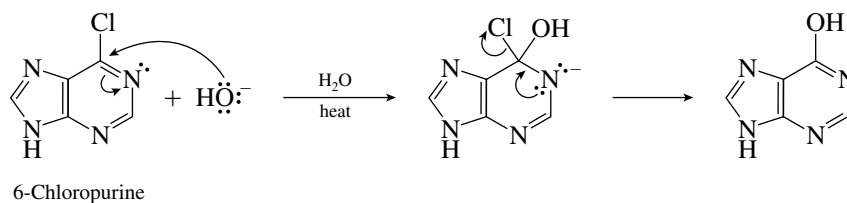
- 27.36** The problem states that vidarabine is the arabinose analog of adenosine. Arabinose and ribose differ only in their configuration at C-2.



Adenosine

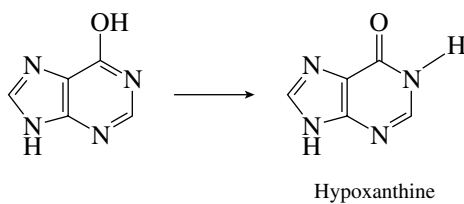
Vidarabine

- 27.37** Nucleophilic aromatic substitution occurs when 6-chloropurine reacts with hydroxide ion by an addition-elimination pathway.



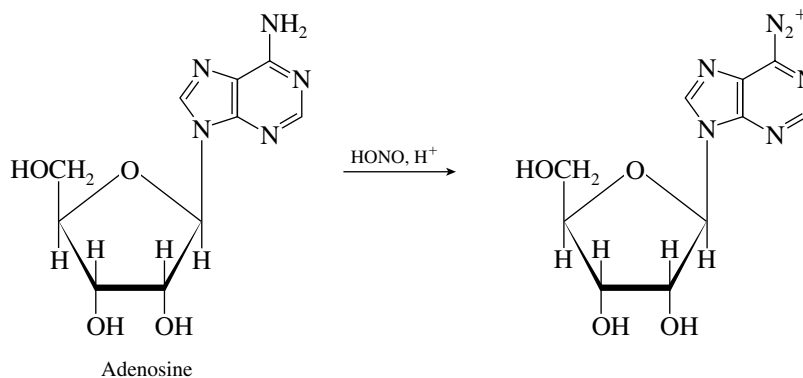
6-Chloropurine

The enol tautomerizes to give hypoxanthine.

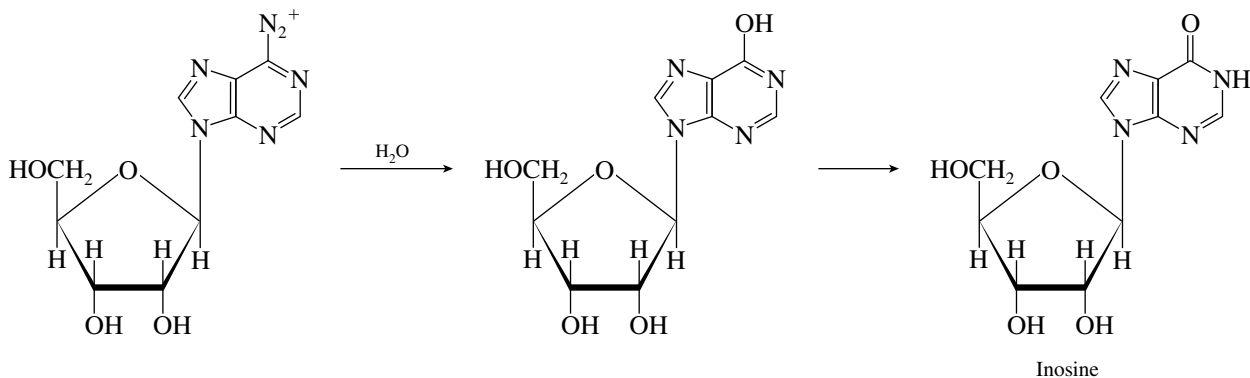


Hypoxanthine

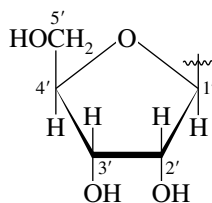
27.38 Nitrous acid reacts with aromatic primary amines to yield diazonium ions.



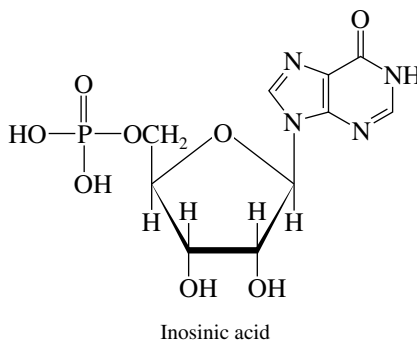
Treatment of the diazonium ion with water yields a phenol. Tautomerization gives inosine.



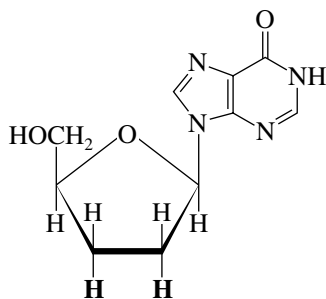
27.39 The carbon atoms of the ribose portion of a nucleoside are numbered as follows:



(a) A 5'-nucleotide has a phosphate group attached to the C-5' hydroxyl.



- (b) Deoxy nucleosides have hydrogens in place of hydroxyl groups at the positions indicated with **boldface**.



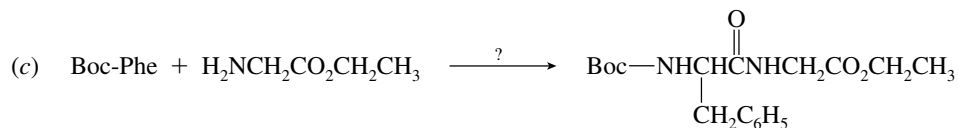
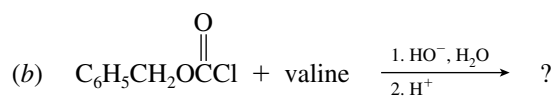
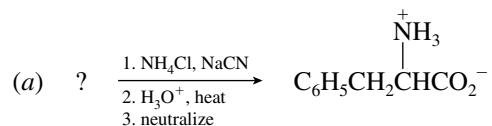
2',3'-Dideoxyinosine

- 27.40 All the bases in the synthetic messenger RNA prepared by Nirenberg were U; therefore, the codon is UUU. By referring to the codons in Table 27.4, we see that the UUU codes for phenylalanine. A polypeptide in which all the amino acid residues were phenylalanine was isolated in Nirenberg's experiment.

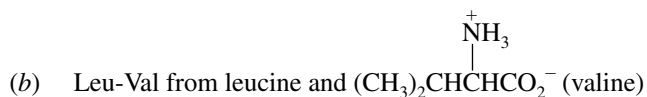
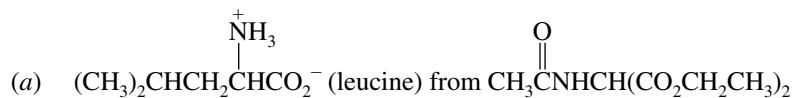
SELF-TEST

PART A

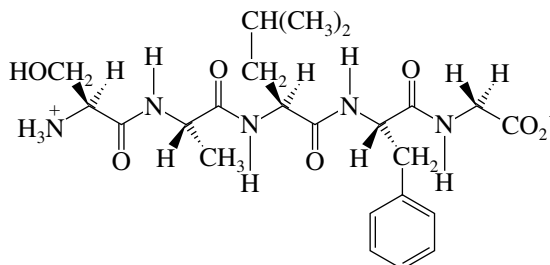
- A-1. Give the structure of the reactant, reagent, or product omitted from each of the following:



- A-2. Give the structure of the derivative that would be obtained by treatment of Phe-Ala with Sanger's reagent followed by hydrolysis.
- A-3. Outline a sequence of steps that would allow the following synthetic conversions to be carried out:



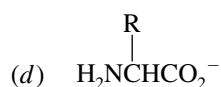
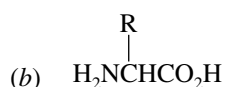
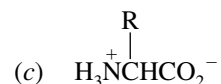
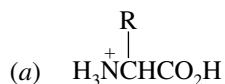
- A-4.** The carboxypeptidase-catalyzed hydrolysis of a pentapeptide yielded phenylalanine (Phe). One cycle of an Edman degradation gave a derivative of leucine (Leu). Partial hydrolysis yielded the fragments Leu-Val-Gly and Gly-Ala among others. Deduce the structure of the peptide.
- A-5.** Consider the following compound:



- (a) What kind of peptide does this structure represent? (For example, dipeptide)
- (b) How many peptide bonds are present?
- (c) Give the name for the N-terminal amino acid.
- (d) Give the name for the C-terminal amino acid.
- (e) Using three-letter abbreviations, write the sequence.
- A-6.** Consider the tetrapeptide Ala-Gly-Phe-Leu. What are the products obtained from each of the following? Be sure to account for all the amino acids of the peptide.
- (a) Treatment with 1-fluoro-2,4-dinitrobenzene followed by hydrolysis in concentrated HCl at 100°C.
- (b) Treatment with chymotrypsin.
- (c) Treatment with carboxypeptidase
- (d) Reaction with benzyloxycarbonyl chloride

PART B

- B-1.** Which phrase correctly completes the statement?
Except for glycine, which is achiral, all the amino acids present in proteins ...
- (a) are chiral, but racemic
- (b) are meso forms
- (c) have the L configuration at their α carbon
- (d) have the R configuration at their α carbon
- (e) have the S configuration at their α carbon
- B-2.** Which statement correctly describes the difference in the otherwise similar chemical constituents of DNA and RNA?
- (a) DNA contains uracil; RNA contains thymine.
- (b) DNA contains guanine but not adenine; RNA contains both.
- (c) DNA contains thymine; RNA contains uracil.
- (d) None of these applies—the chemical constitution is the same.
- B-3.** Assume that a particular amino acid has an isoelectric point of 6.0. In a solution of pH 1.0, which of the following species will predominate?

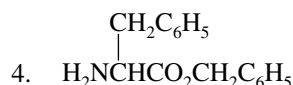
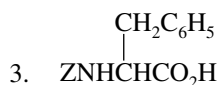
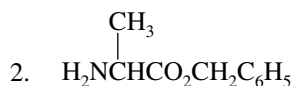
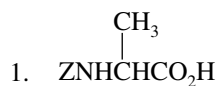


B-4. Choose the response which provides the best match of terms.

Purine	Pyrimidine
(a) Adenine	Guanine
(b) Thymine	Cytosine
(c) Cytosine	Adenine
(d) Guanine	Cytosine

B-5. Which of the following reagents would be combined in the synthesis of Phe-Ala?

$$\begin{array}{c} \text{R} \\ | \\ \text{H}_2\text{NCHCO}_2\text{H} \end{array}$$
 [In phenylalanine (Phe), R in the generalized amino acid formula $\text{H}_2\text{NCHCO}_2\text{H}$ is $\text{CH}_2\text{C}_6\text{H}_5$, and in alanine (Ala) it is CH_3 .]



(a) 1 and 2 (b) 1 and 4 (c) 2 and 3 (d) 3 and 4

B-6. A nucleoside is a

- (a) Phosphate ester of a nucleotide
 (b) Unit having a sugar bonded to a purine or pyrimidine base
 (c) Chain whose backbone consists of sugar units connected by phosphate groups
 (d) Phosphate salt of a purine or pyrimidine base

B-7. What are the products obtained following treatment of Ser-Tyr-Val-Ala with chymotrypsin?

- (a) Serine + Tyr-Val-Ala (d) Ser-Tyr-Val + Alanine
 (b) Ser-Tyr + Valine + Alanine (e) Serine + Tyrosine + Val-Ala
 (c) Ser-Tyr + Val-Ala

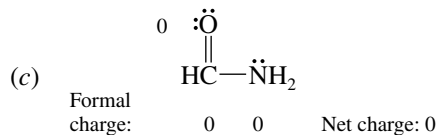
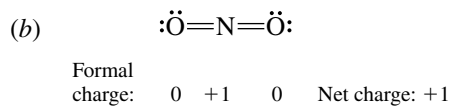
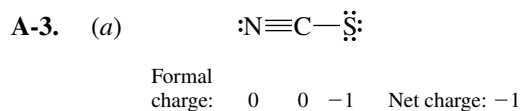
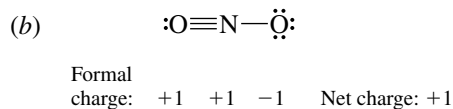
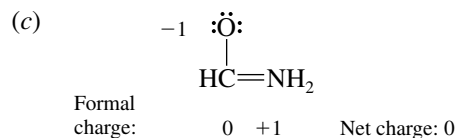
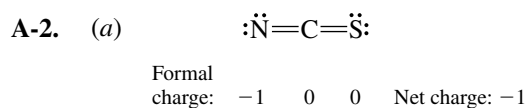
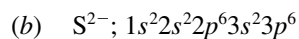
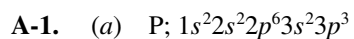
B-8. The first cycle of the Edman degradation of the tetrapeptide Gly-Ala-Ile-Leu would give a PTH derivative of

- (a) Glycine (c) Isoleucine
 (b) Alanine (d) Leucine

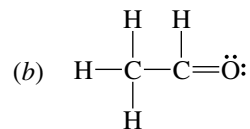
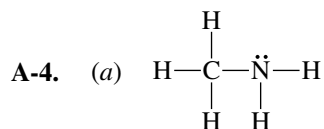
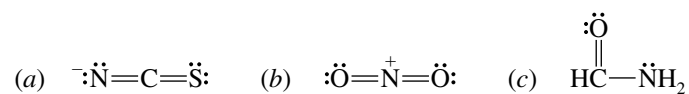
APPENDIX A

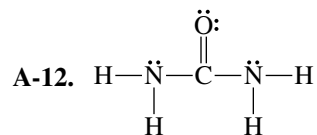
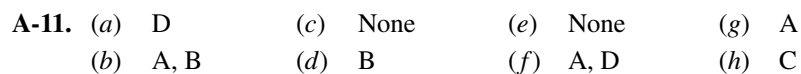
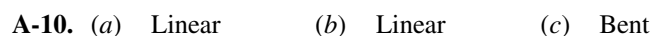
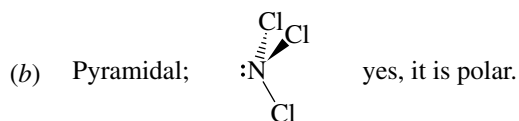
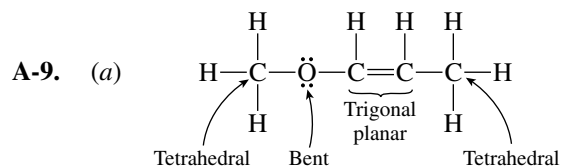
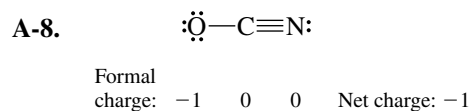
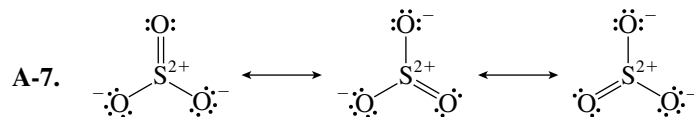
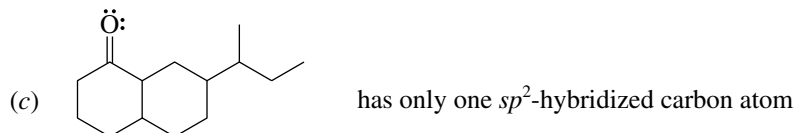
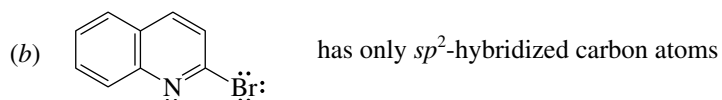
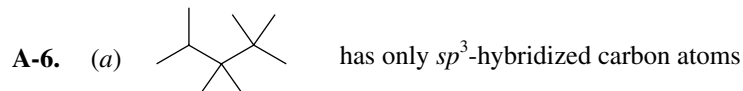
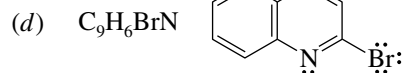
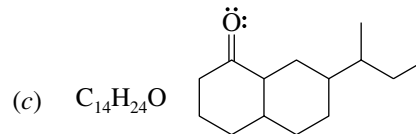
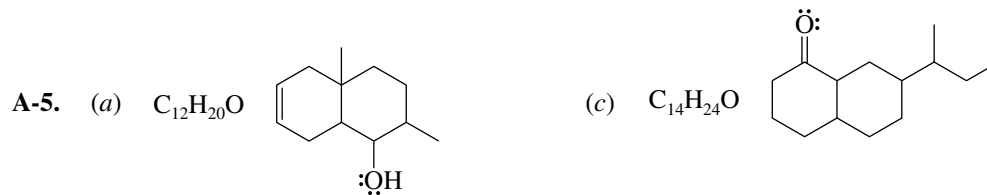
ANSWERS TO THE SELF-TESTS

CHAPTER 1



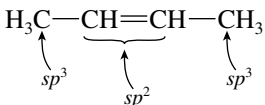
The more stable Lewis structures are



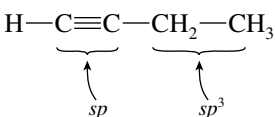


A-13. (a) 11 σ ; 1 π (b) 9 σ ; 2 π (c) 12 σ ; 4 π (d) 13 σ ; 4 π

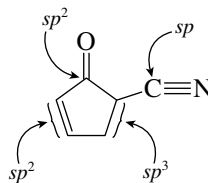
A-14. (a) $\text{H}_3\text{C}-\text{CH}=\text{CH}-\text{CH}_3$ (c) All carbons are sp^2 .



(b) $\text{H}-\text{C}\equiv\text{C}-\text{CH}_2-\text{CH}_3$



(d)



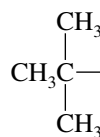
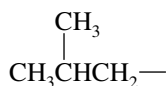
B-1. (b) B-2. (b) B-3. (c) B-4. (d)
 B-5. (a) B-6. (b) B-7. (a) B-8. (d)
 B-9. (b) B-10. (d) B-11. (b) B-12. (e)
 B-13. (d) B-14. (b) B-15. (d)

CHAPTER 2

A-1. $\text{CH}_3\text{CH}_2\text{CH}_2\text{CH}_2-$ $\text{CH}_3\text{CH}_2\text{CH}(\text{CH}_3)-$

Common: *n*-Butyl
 Systematic: Butyl

sec-Butyl
 1-Methylpropyl



Common: Isobutyl
 Systematic: 2-Methylpropyl

tert-Butyl
 1,1-Dimethylethyl

A-2. (a) 28 (8 C—C; 20 C—H) (b) 27 (9 C—C; 18 C—H)

A-3. (a) Oxidized (b) Neither (c) Neither (d) Reduced

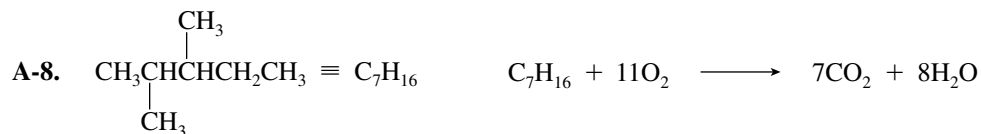
A-4. (a) $\text{CH}_3\text{CH}(\text{CH}_3)\text{CH}(\text{CH}_3)\text{CH}_3$ (b) Six methyl groups, three isopropyl groups



A-5. (a) 3,4-Dimethylheptane (b) (1,2-Dimethylpropyl)cyclohexane

A-6. Primary Secondary Tertiary
 (a) 4 3 2
 (b) 3 5 3

A-7. (a) 1,3-Dimethylbutyl; secondary
 (b) 1,1-Diethylpropyl; tertiary
 (c) 2,2-Diethylbutyl; primary

**A-9.**

Cyclopentane



Methylcyclobutane



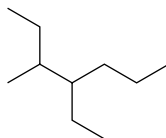
Ethylcyclopropane



1,1-Dimethylcyclopropane

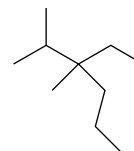


1,2-Dimethylcyclopropane

A-10. (a)

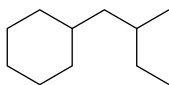
4-Ethyl-3-methylheptane

(c)

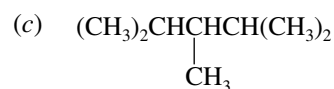
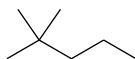


3-Ethyl-2,3-dimethylhexane

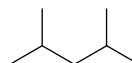
(b)



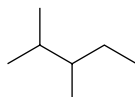
(2-Methylbutyl)cyclohexane

A-11. (a) $\text{CH}_3\text{CH}_2\text{CH}_2\text{CH}_2\text{CH}_2\text{CH}_2\text{CH}_2\text{CH}_3$ (b) $(\text{CH}_3)_3\text{CC}(\text{CH}_3)_3$ (d) $(\text{CH}_3)_3\text{CC}(\text{CH}_3)_3$ **A-12.**

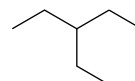
2,2-Dimethylpentane



2,4-Dimethylpentane



2,3-Dimethylpentane



3-Ethylpentane

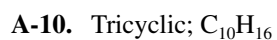
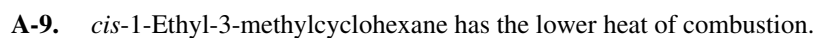
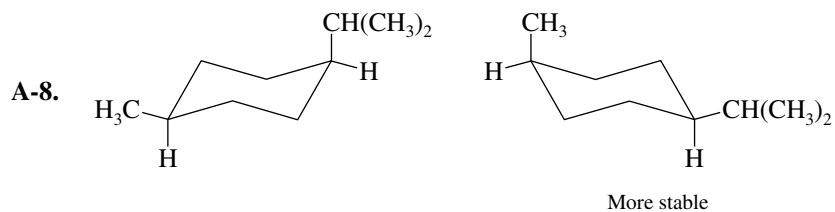
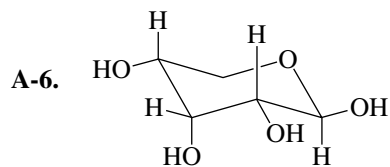
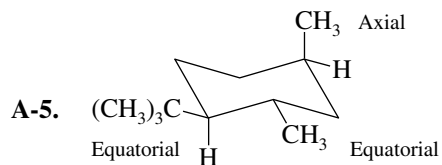
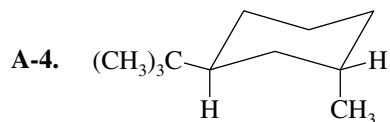
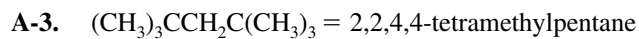
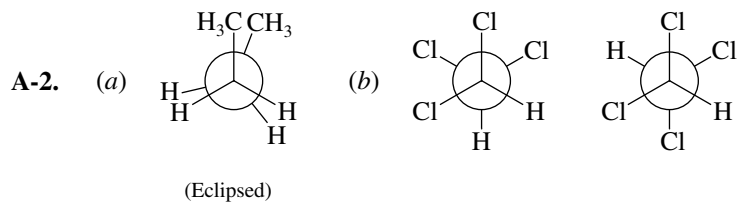
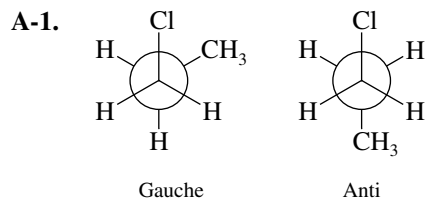


3,3-Dimethylpentane

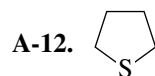
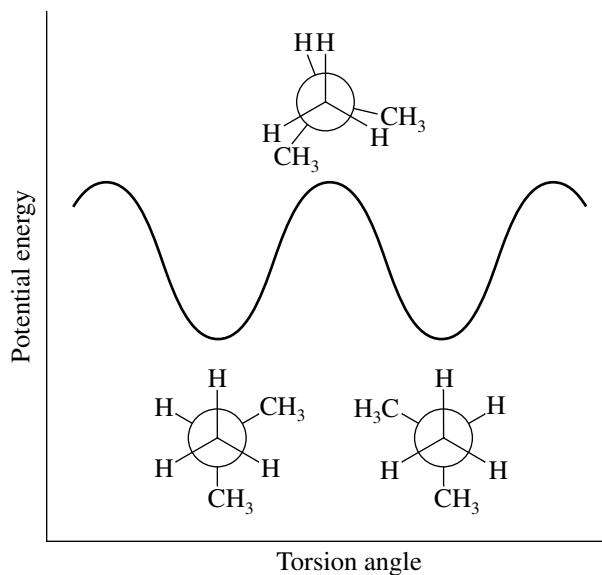
A-13. Alcohol, alkene, ester, ketone**A-14.** 10,049 kJ/mol

- B-1.** (a) **B-2.** (d) **B-3.** (d) **B-4.** (c)
B-5. (b) **B-6.** (a) **B-7.** (c) **B-8.** (c)
B-9. (a) **B-10.** (a) **B-11.** (b) **B-12.** (e)
B-13. (d) **B-14.** (d)

CHAPTER 3



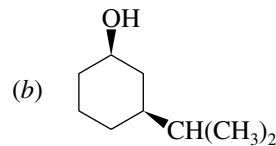
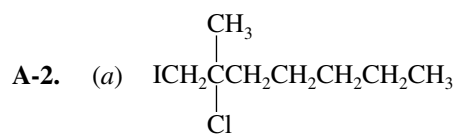
A-11. The form of the curve more closely resembles ethane than butane.



- B-1. (d) B-2. (b) B-3. (c) B-4. (a)
 B-5. (c) B-6. (a) B-7. (d) B-8. (e)
 B-9. (c) B-10. (e) B-11. (b) B-12. (a)
 B-13. (d) B-14. (b)

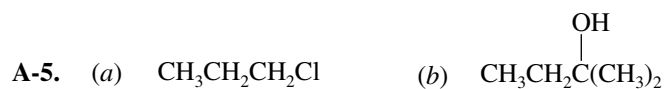
CHAPTER 4

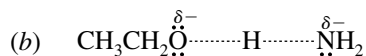
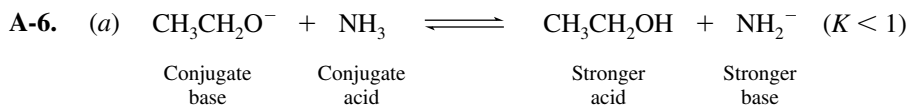
- A-1. (a) *trans*-1-Bromo-3-methylcyclopentane
 (b) 2-Ethyl-4-methyl-1-hexanol



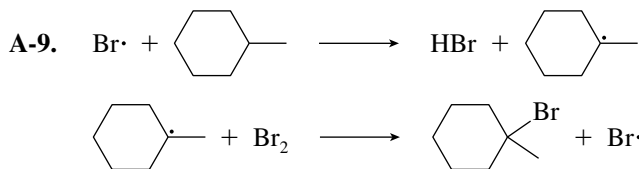
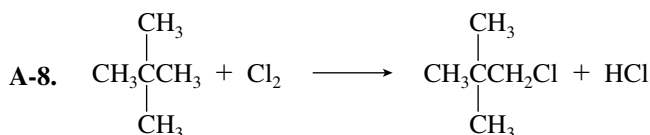
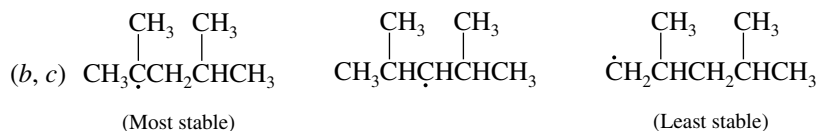
- A-3. (a) **Functional class:** 1-ethyl-3-methylbutyl alcohol
Substitutive: 5-methyl-3-hexanol
 (b) **Functional class:** 1,1,2-trimethylbutyl chloride
Substitutive: 2-chloro-2,3-dimethylpentane

A-4. Conjugate acid $\text{CH}_3\overset{+}{\text{O}}\text{H}_2$; conjugate base $\text{CH}_3\ddot{\text{O}}:^-$

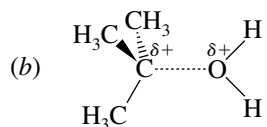
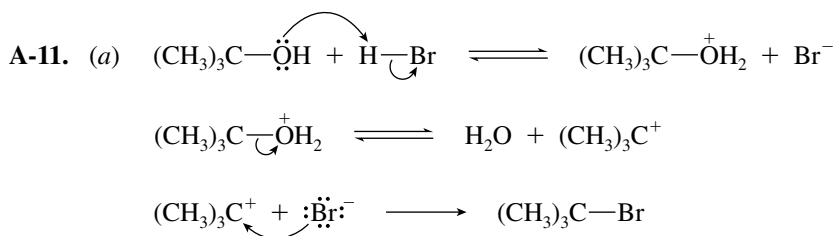




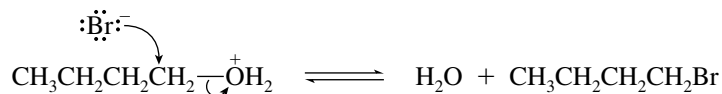
A-7. (a) Three



A-10. $\Delta H^\circ = -57 \text{ kJ } (-13.5 \text{ kcal})$



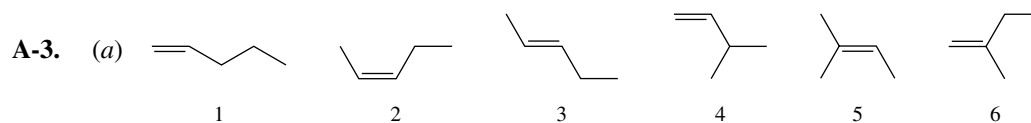
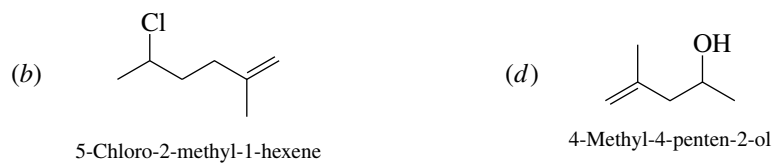

(c) Water is displaced directly from the oxonium ion of 1-butanol by bromide ion. A primary carbocation is not involved.



- A-12. (a) 3-Methyl-3-pentanol (c) Fluorine (F₂) (e) Cl₂
 (b) KOC(CH₃)₃ (d) Ethyl radical, CH₃CH₂·
- B-1. (e) B-2. (c) B-3. (b) B-4. (c)
 B-5. (e) B-6. (c) B-7. (d) B-8. (a)
 B-9. (c) B-10. (d) B-11. (c) B-12. (e)
 B-13. (a) B-14. (c) B-15. (c) B-16. (c)

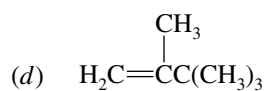
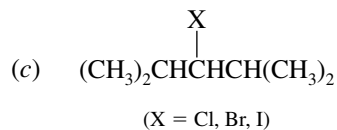
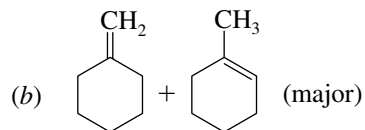
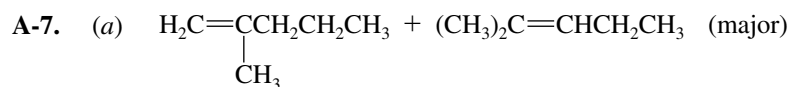
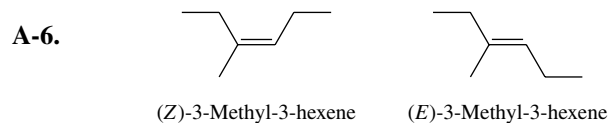
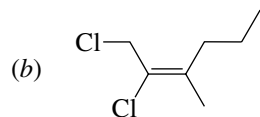
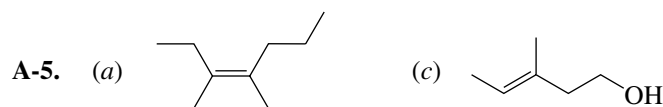
CHAPTER 5

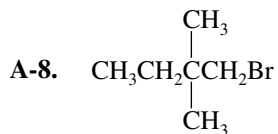
- A-1. (a) 2,4,4-Trimethyl-2-pentene (c) (*E*)-2,7-Dibromo-3-(2-methylpropyl)-2-heptene
 (b) (*E*)-3,5-Dimethyl-4-octene (d) 5-Methyl-4-hexen-3-ol



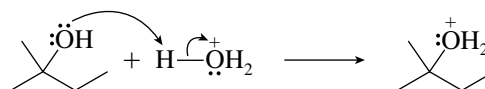
- (b) Isomer 5 (c) Isomers 1 and 4 (d) Isomers 2 and 3

- A-4. Two sp^2 C atoms; four sp^3 C atoms; three sp^2-sp^3 σ bonds

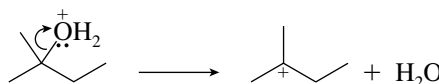




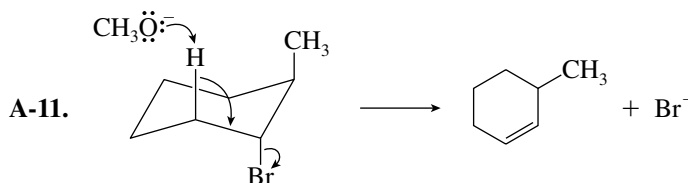
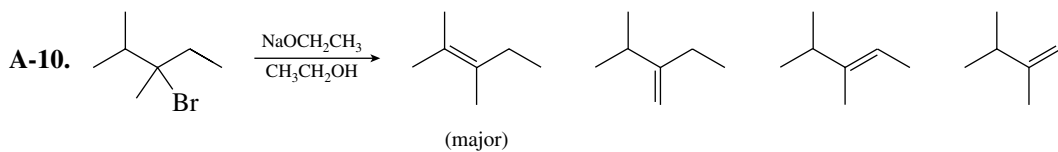
A-9. **Step 1: Protonation**



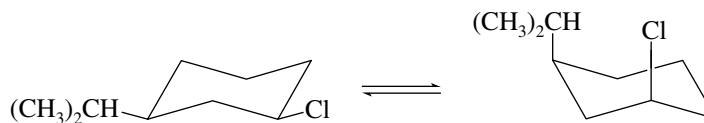
Step 2: Dissociation



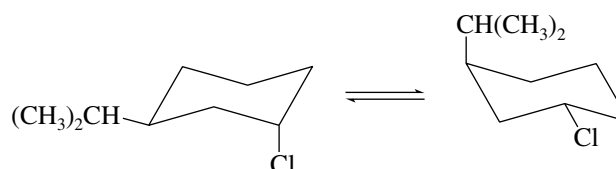
Step 3: Deprotonation



A-12. **Cis isomer:**

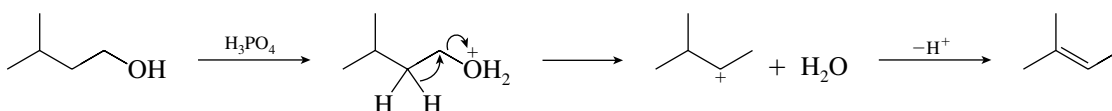


Trans isomer:

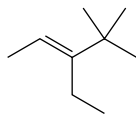


The trans isomer will react faster because its most stable conformation (with the isopropyl group equatorial) has an axial Cl able to undergo E2 elimination.

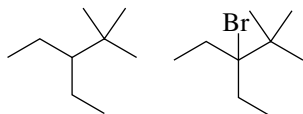
A-13. **Rearrangement (hydride migration) occurs to form a more stable carbocation.**



A-14.



3-Ethyl-4,4-dimethyl-2-pentene



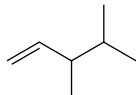
A

B

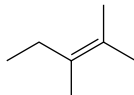
- B-1.** (c) **B-2.** (c) **B-3.** (d) **B-4.** (c)
B-5. (a) **B-6.** (b) **B-7.** (a) **B-8.** (a)
B-9. (a) **B-10.** (d) **B-11.** (b) **B-12.** (c)
B-13. (a) **B-14.** (c) **B-15.** (a)

CHAPTER 6

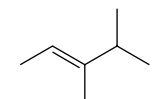
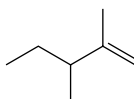
A-1. Five;



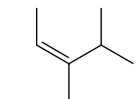
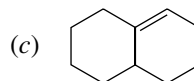
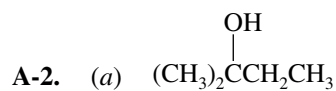
3,4-Dimethyl-1-pentene



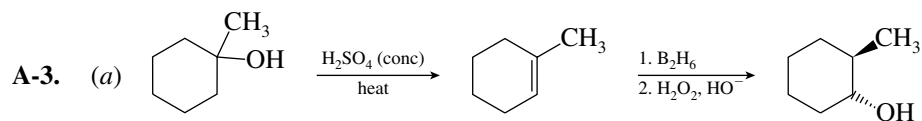
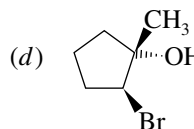
2,3-Dimethyl-2-pentene

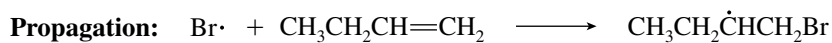
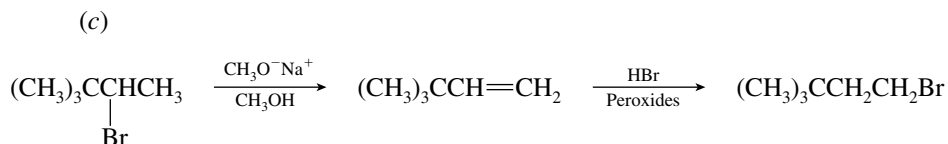
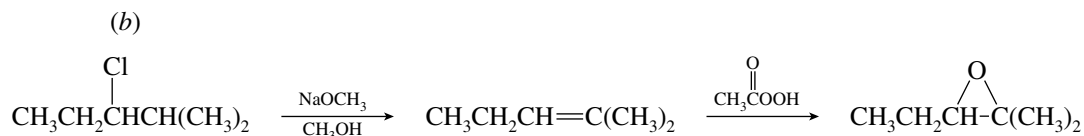
*(E)*-3,4-Dimethyl-2-pentene

2,3-Dimethyl-1-pentene

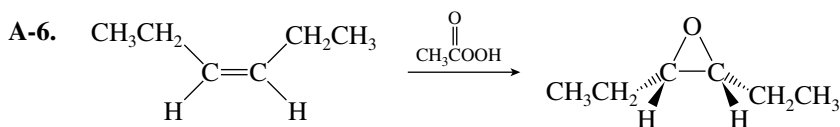
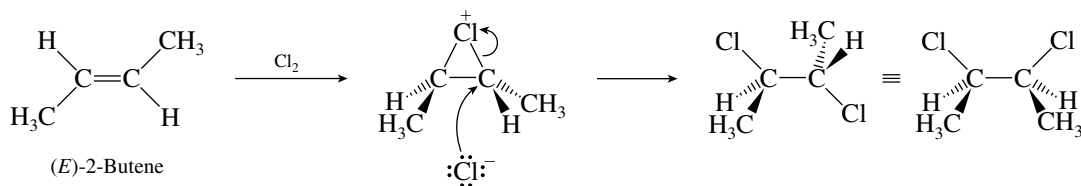
*(Z)*-3,4-Dimethyl-2-pentene

(b) HBr, peroxides





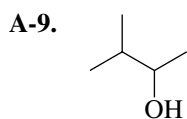
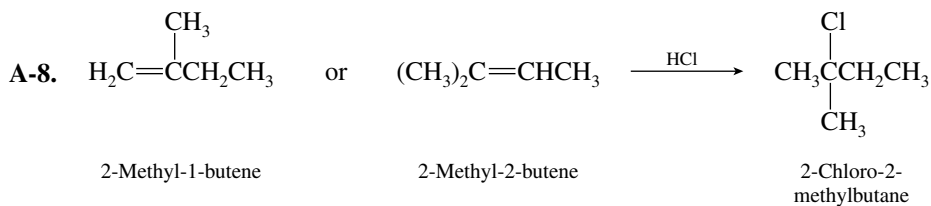
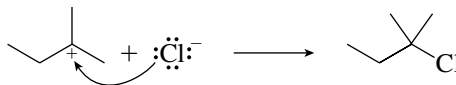
A-5.

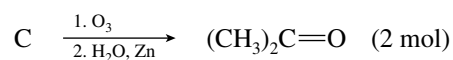
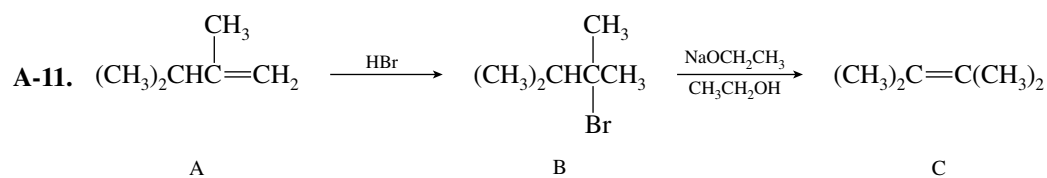
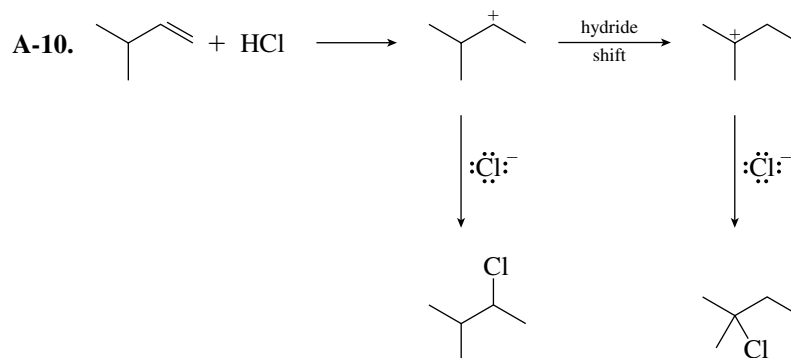


A-7. Step 1: Protonation to form a carbocation



Step 2: Nucleophilic addition of chloride ion





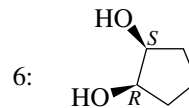
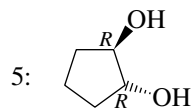
- B-1.** (c) **B-2.** (a) **B-3.** (c) **B-4.** (d)
B-5. (d) **B-6.** (e) **B-7.** (b) **B-8.** (b)
B-9. (b) **B-10.** (b) **B-11.** (a) **B-12.** (e)
B-13. (e)

CHAPTER 7

- A-1.** (a) 1 and 2, both achiral; identical
 (b) 3 and 4, both chiral; enantiomers
 (c) 5 chiral, 6 achiral (meso); diastereomers
 (d) 7 and 8, both chiral; diastereomers
 (e) 9 and 10, both chiral; diastereomers

A-2. 3: (*R*)-2-Chlorobutane;

4: (*S*)-2-Chlorobutane



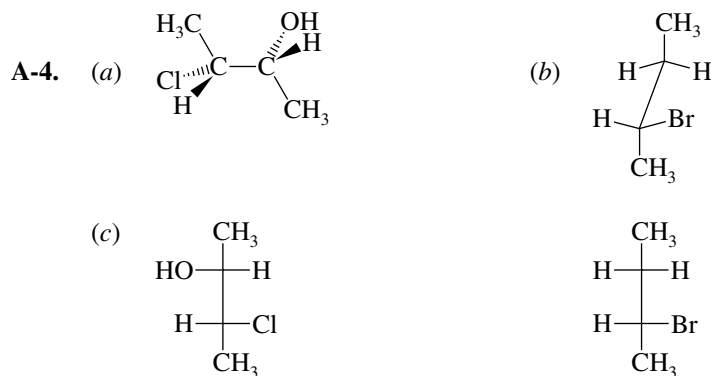
7: (*2S,3R*)-2,3-Dibromopentane;

8: (*2R,3R*)-2,3-Dibromopentane

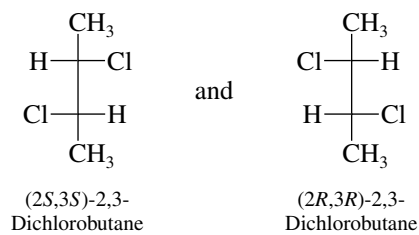
9: (*2E,5R*)-5-Chloro-2-hexene;

10: (*2Z,5S*)-5-Chloro-2-hexene

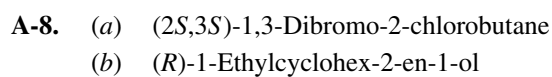
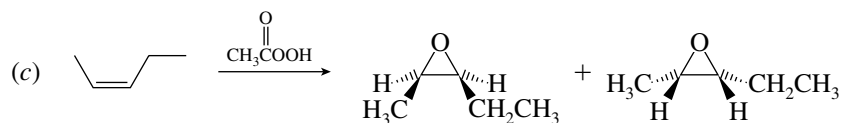
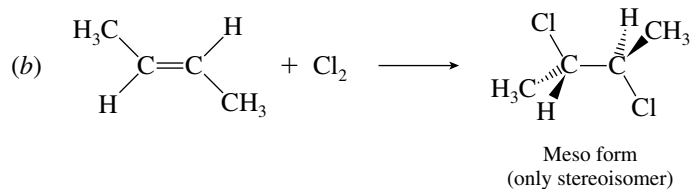
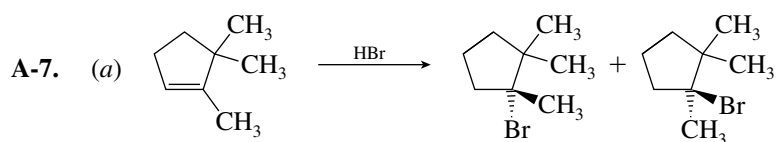
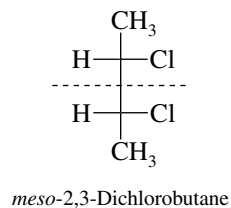
- A-3.** (a) Three; meso form is possible. (c) Four; no meso form possible.
 (b) Eight; no meso form possible.



A-5. Chiral stereoisomers:

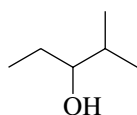


Meso stereoisomer (achiral);
plane of symmetry indicated
with dashed line



A-9. Two: (2*R*,3*S*)-2-bromo-3-chlorobutane and (2*S*,3*S*)-2-bromo-3-chlorobutane; they are diastereomers.

A-10.



Racemic mixture

B-1. (c) **B-2.** (c) **B-3.** (b) **B-4.** (d)

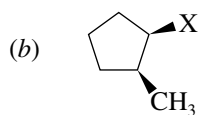
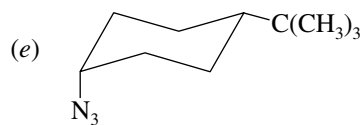
B-5. (b) **B-6.** (c) **B-7.** (d) **B-8.** (d)

B-9. (b) **B-10.** (c) **B-11.** (d) **B-12.** (d)

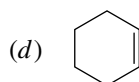
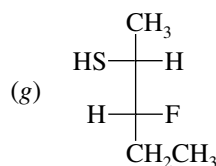
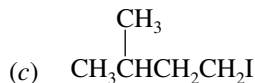
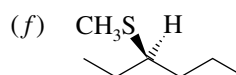
B-13. (e) **B-14.** (b)

CHAPTER 8

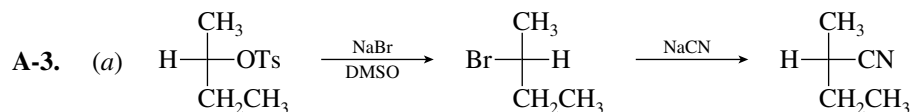
A-1. (a) $\text{CH}_3\text{CH}_2\text{CH}_2\text{CH}_2\text{OCH}_2\text{CH}_3$



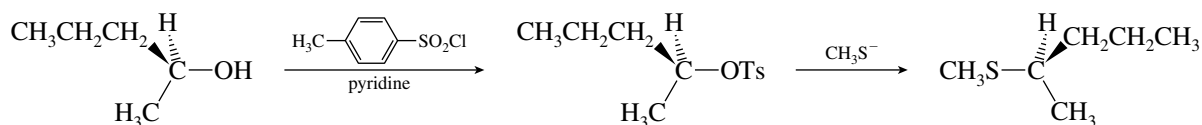
(X = OTs, Br, I)



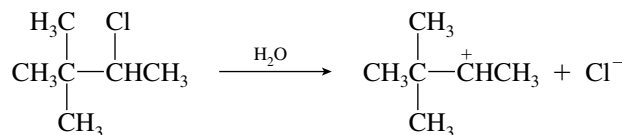
A-2. $(\text{CH}_3)_2\text{CHO}^- \text{Na}^+ + \text{CH}_3\text{CH}_2\text{CH}_2\text{Br}$



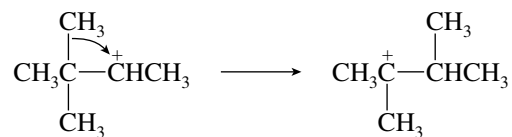
(b)



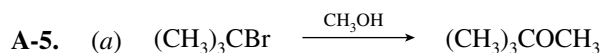
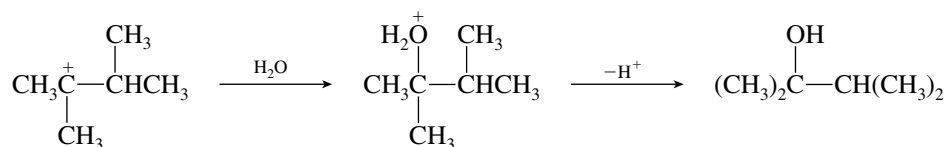
A-4. Step 1: Ionization to form a secondary carbocation



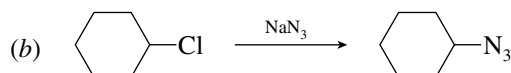
Step 2: Rearrangement by methyl migration to form a more stable tertiary carbocation



Step 3: Capture of the carbocation by water, followed by deprotonation

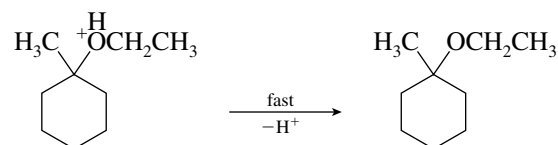
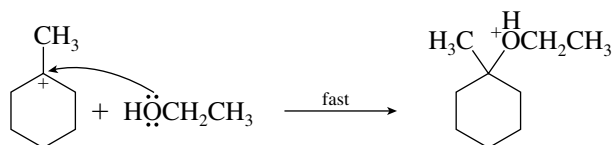
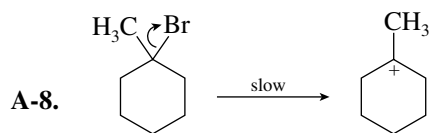
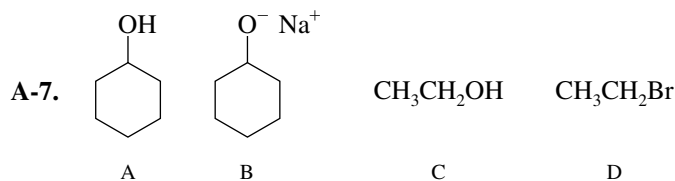


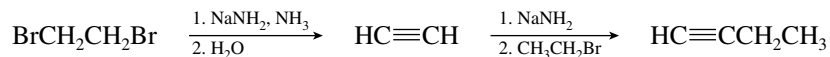
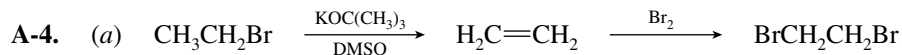
$\text{S}_{\text{N}}1$, unimolecular substitution; rate = $k[(\text{CH}_3)_3\text{CBr}]$



$\text{S}_{\text{N}}2$, bimolecular substitution; rate = $k[\text{C}_6\text{H}_{11}\text{Cl}][\text{NaN}_3]$

- A-6.** (a) Sodium iodide is soluble in acetone, whereas the byproduct of the reaction, sodium bromide, is not. According to Le Chatelier's principle, the reaction will shift in the direction that will replace the component removed from solution, in this case toward product.
- (b) Protic solvents such as water form hydrogen bonds to anionic nucleophiles, thus stabilizing them and decreasing their nucleophilic strength. Aprotic solvents such as DMSO do not solvate anions very strongly, leaving them more able to express their nucleophilic character.

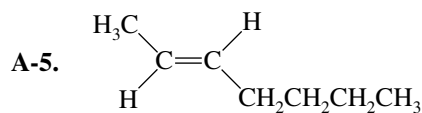
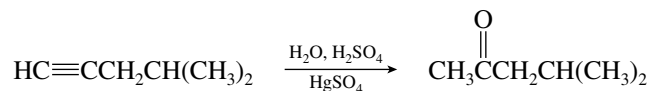
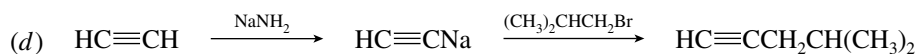
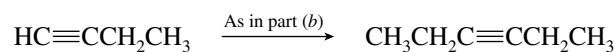
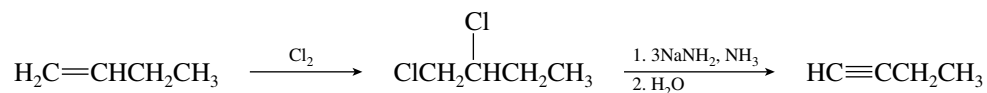




(b)



(c)



(E)-2-Heptene



A


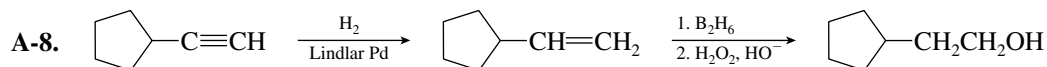
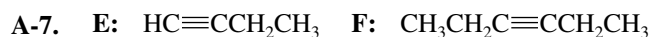
B



C



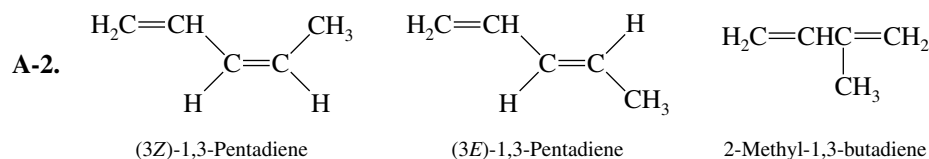
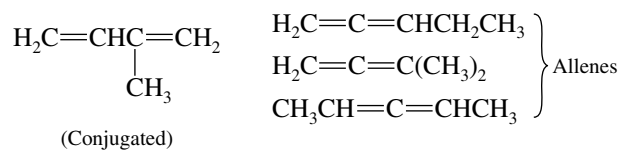
D



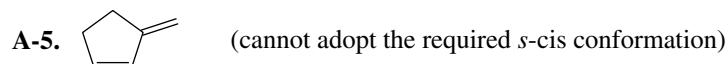
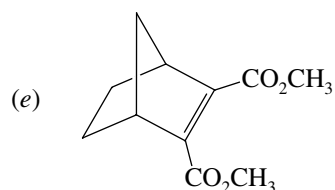
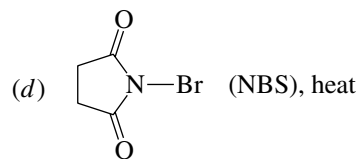
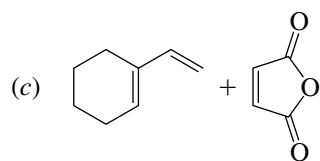
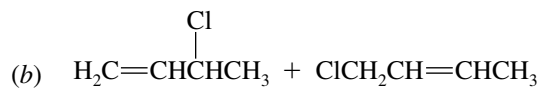
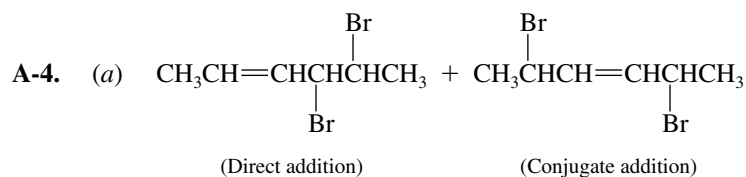
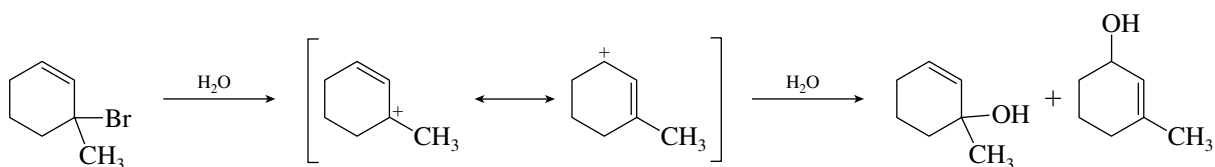
CHAPTER 10

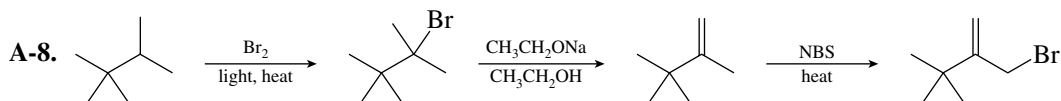
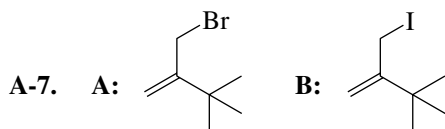
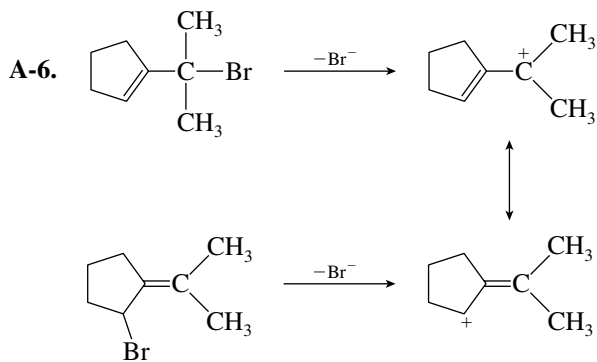


(Conjugated)



A-3.

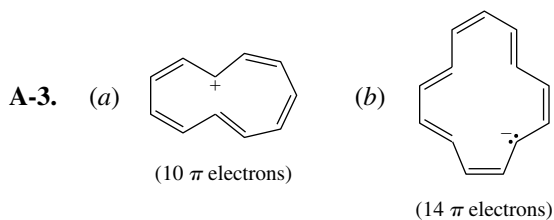
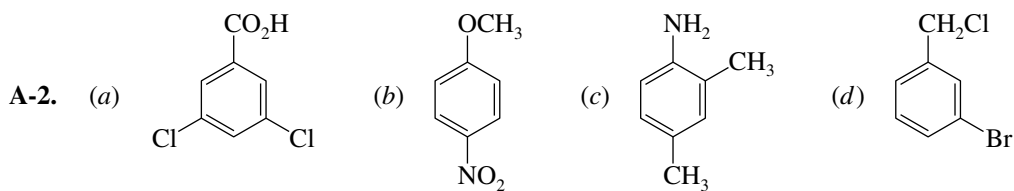





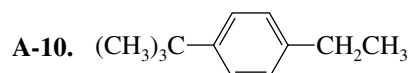
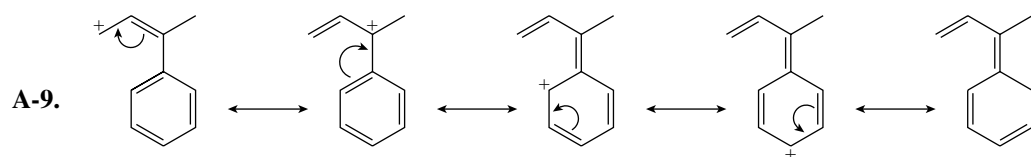
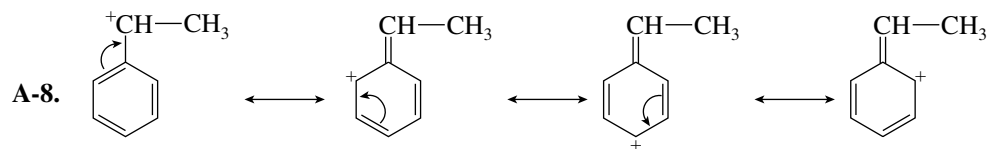
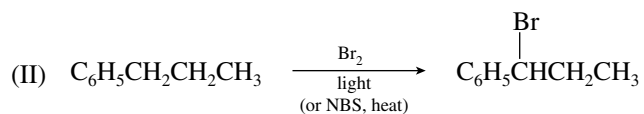
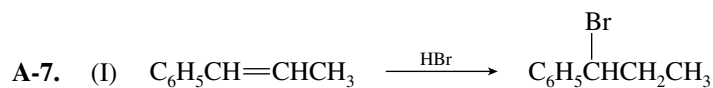
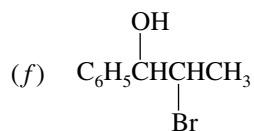
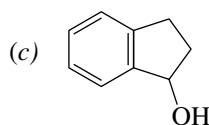
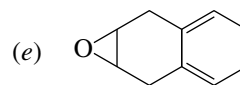
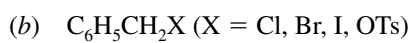
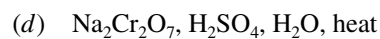
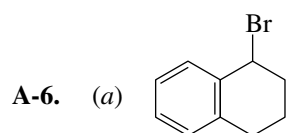
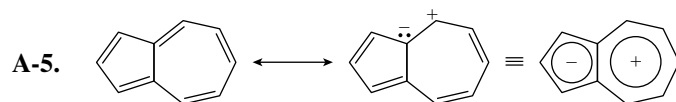
- B-1.** (b) **B-2.** (c) **B-3.** (a) **B-4.** (c)
B-5. (a) **B-6.** (d) **B-7.** (a) **B-8.** (a)
B-9. (a) **B-10.** (d)

CHAPTER 11

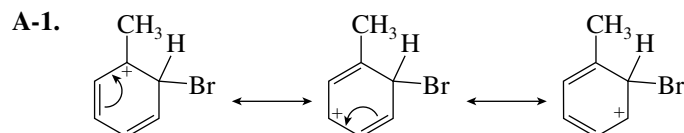
- A-1.** (a) *m*-Bromotoluene (c) *o*-Chloroacetophenone
 (b) 2-Chloro-3-phenylbutane (d) 2,4-Dinitrophenol

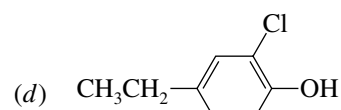
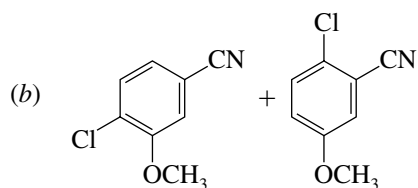
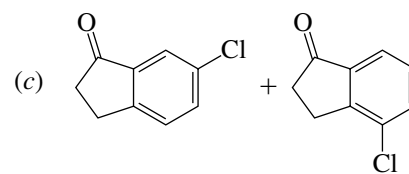
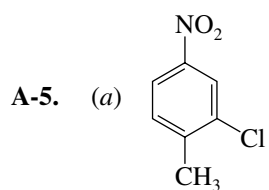
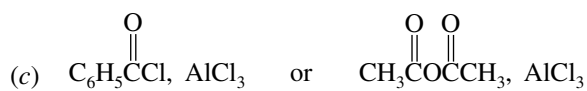
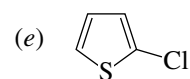
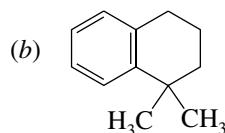
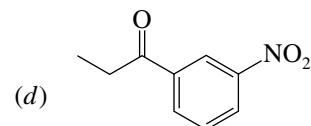
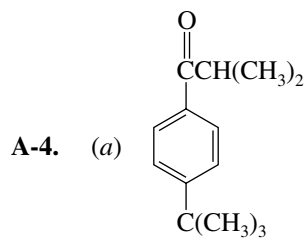
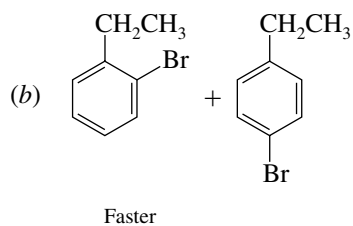
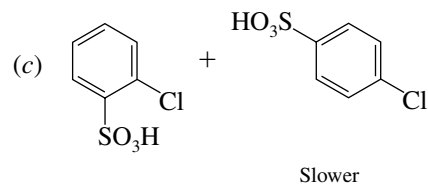
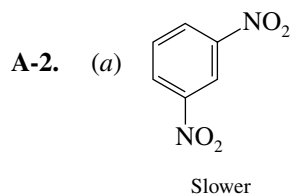


- A-4.** (a) Eight π electrons. No, the substance is not aromatic.
 (b) 6 π electrons. Yes, it is aromatic.
 (c) 14 π electrons. Yes, it is aromatic.

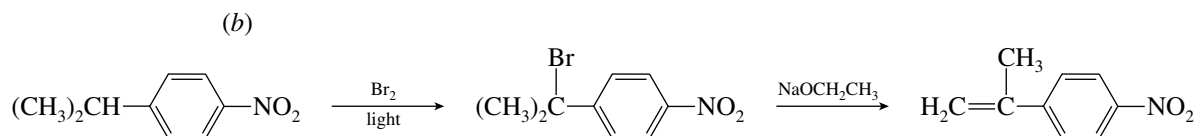
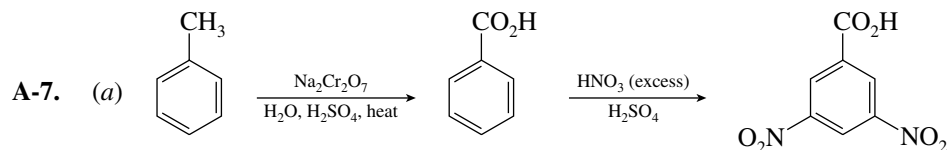
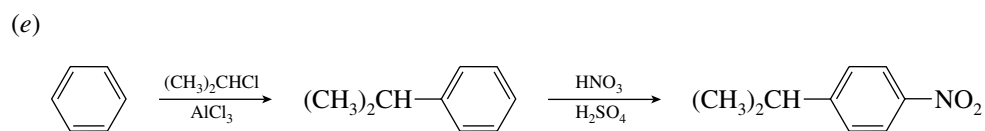
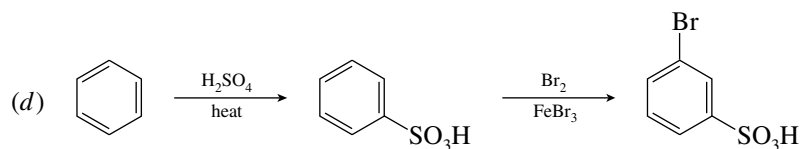
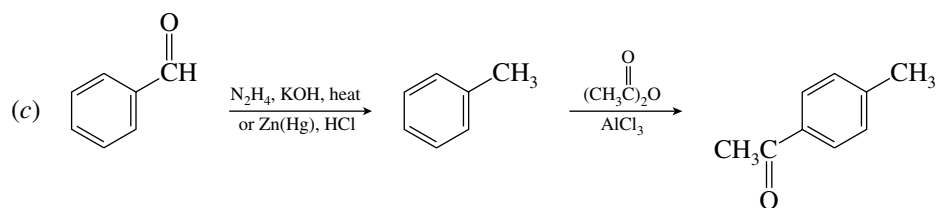
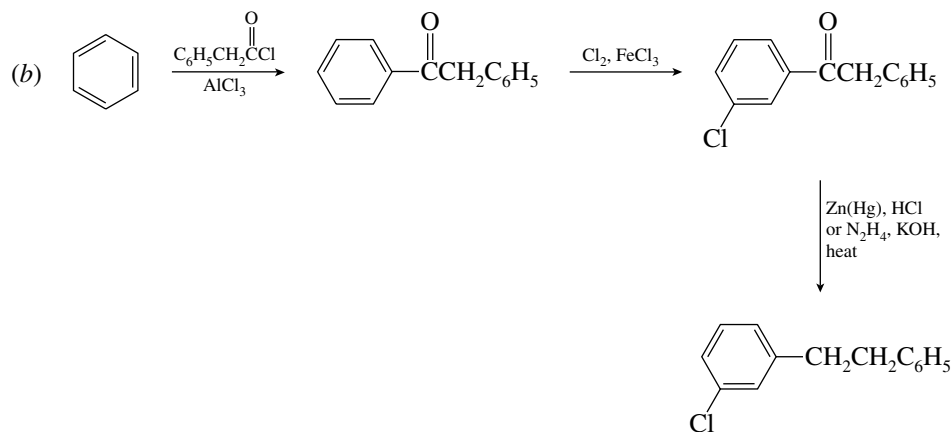
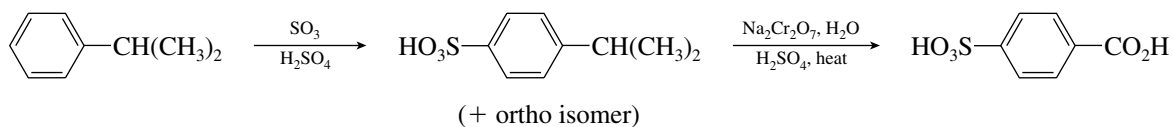


CHAPTER 12





A-6. (a)



[Prepared from benzene as in
Problem A-6(e)]

A-6. Pentane: three signals; 2-methylbutane: four signals; 2,2-dimethylpropane: two signals

A-7. 2,3-Dimethylbutane: $(\text{CH}_3)_2\text{CHCH}(\text{CH}_3)_2$

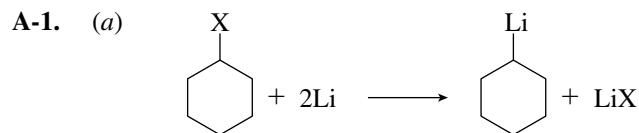
B-1. (d) B-2. (a) B-3. (b) B-4. (b)

B-5. (b) B-6. (a) B-7. (b) B-8. (a)

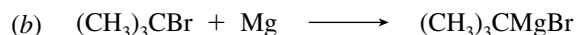
B-9. (c) B-10. (a) B-11. (c) B-12. (c)

B-13. (a) B-14. (a) B-15. (d)

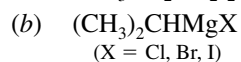
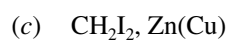
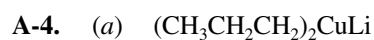
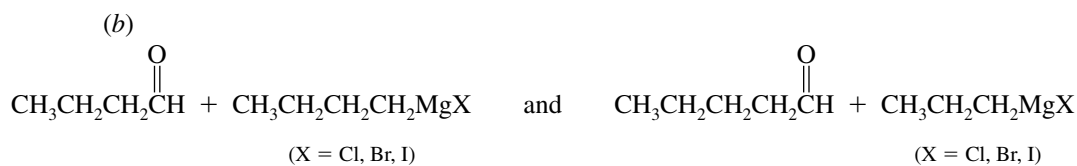
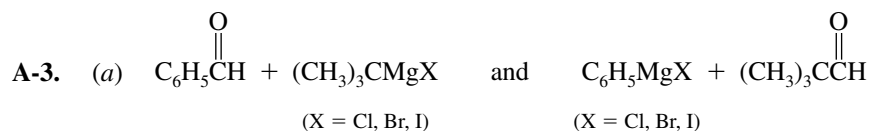
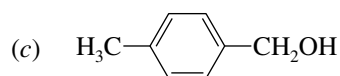
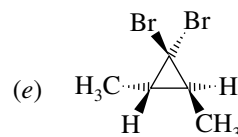
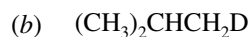
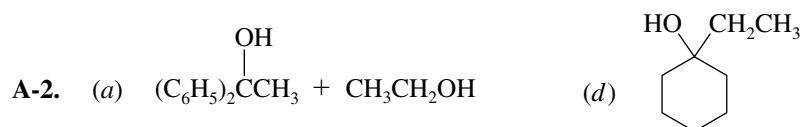
CHAPTER 14



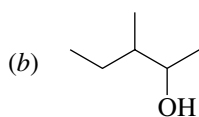
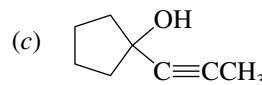
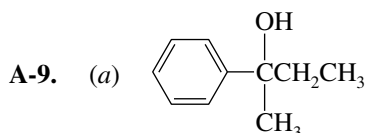
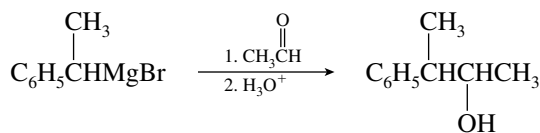
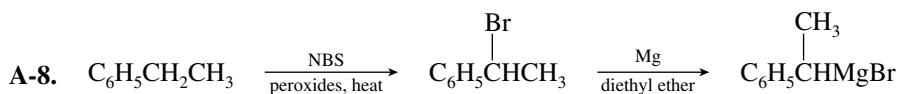
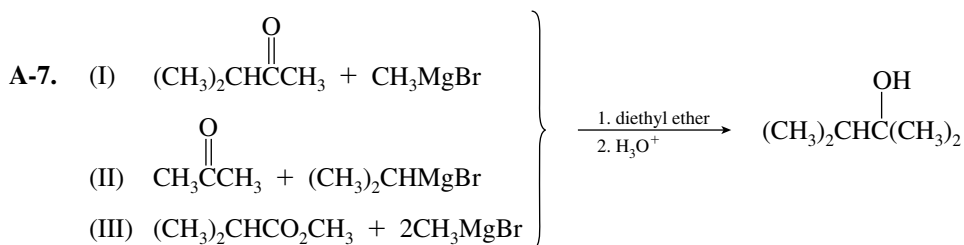
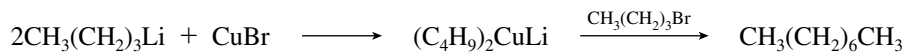
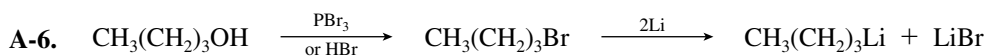
(X = Cl, Br, I)



(X = Cl, Br, I)



A-5. Solvents A, B, and E are suitable; they are all ethers. Solvents C and F have acidic hydrogens and will react with a Grignard reagent. Solvent D is an ester which will react with a Grignard reagent.

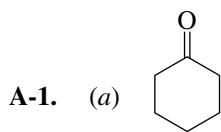


B-1. (c) **B-2.** (a) **B-3.** (d) **B-4.** (a)

B-5. (e) **B-6.** (c) **B-7.** (b) **B-8.** (a)

B-9. (e) **B-10.** (b) **B-11.** (b) **B-12.** (b)

CHAPTER 15

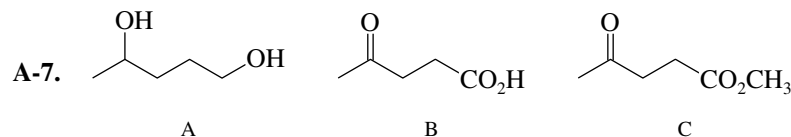
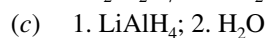
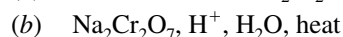
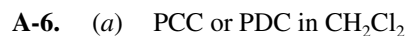
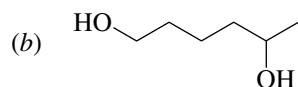
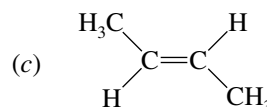
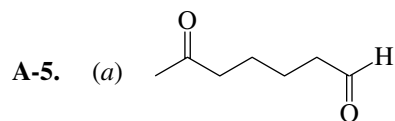
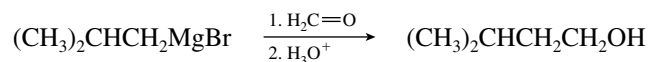
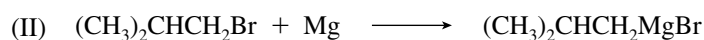

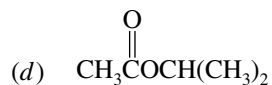
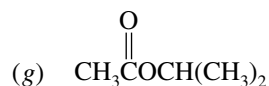
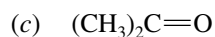
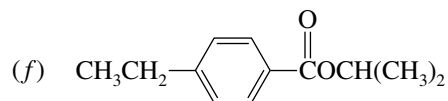
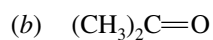
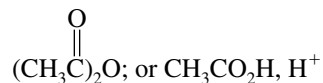


(d) $\text{OsO}_4, (\text{CH}_3)_3\text{COOH}, (\text{CH}_3)_3\text{COH}, \text{HO}^-$

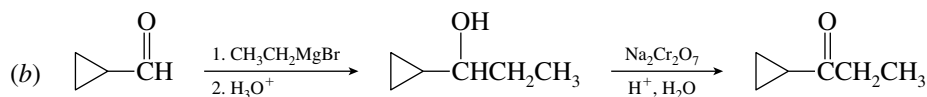
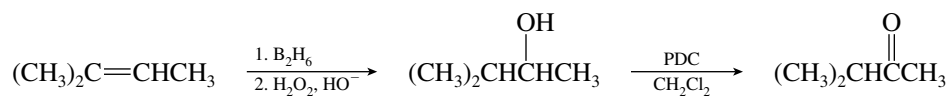
(b) $\text{C}_6\text{H}_5\text{CO}_2\text{CH}_2\text{CH}_3$



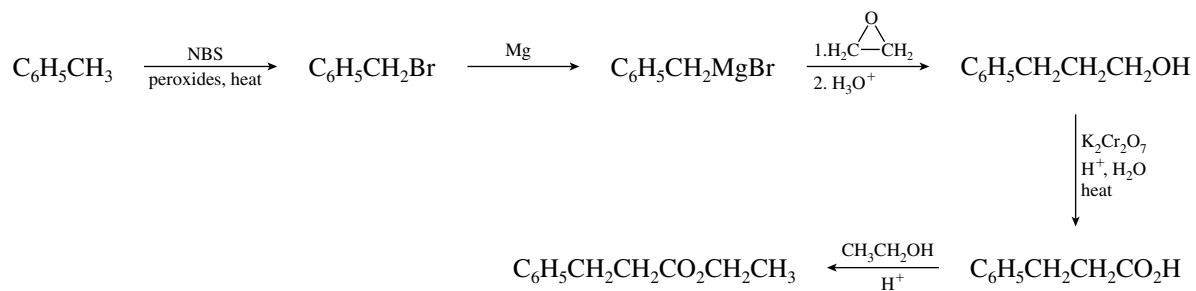
(c) 1. B_2H_6 ; 2. $\text{H}_2\text{O}_2, \text{HO}^-$



A-8. (a)



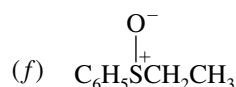
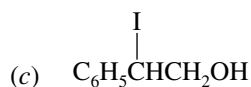
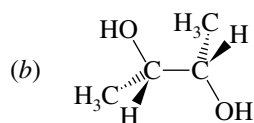
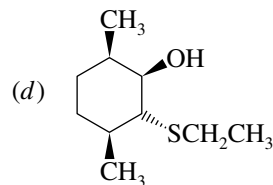
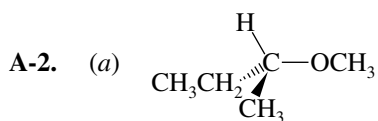
(c)

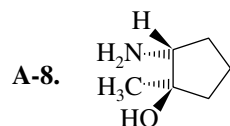
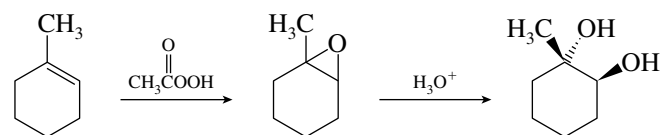
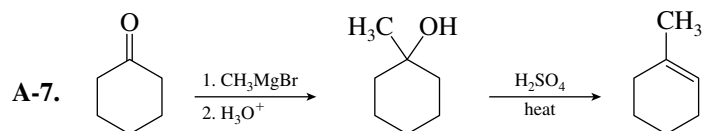
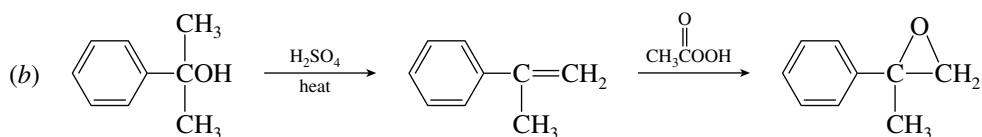
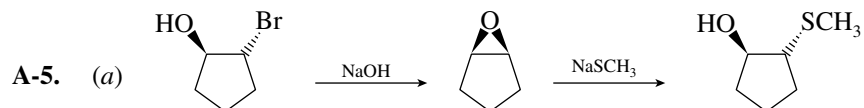
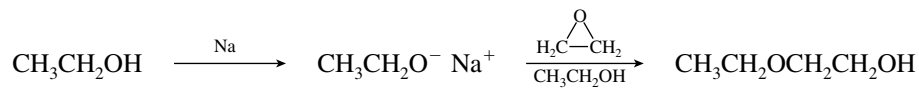
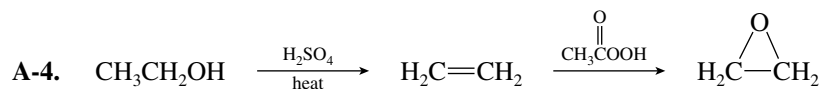
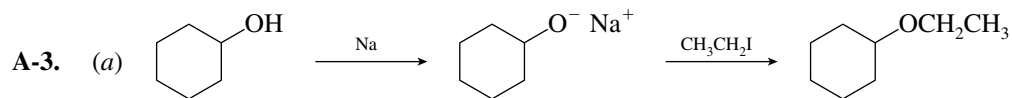


- B-1. (e) B-2. (d) B-3. (c) B-4. (c)
 B-5. (b) B-6. (b) B-7. (a) B-8. (a)
 B-9. (d) B-10. (a) B-11. (b) B-12. (d)
 B-13. (e) B-14. (a) B-15. (c)

CHAPTER 16

- A-1. $\text{CH}_3\text{OCH}_2\text{CH}_2\text{CH}_3$
Methyl propyl ether
 $\text{CH}_3\text{OCH}(\text{CH}_3)_2$
Isopropyl methyl ether
 $\text{CH}_3\text{CH}_2\text{OCH}_2\text{CH}_3$
Diethyl ether



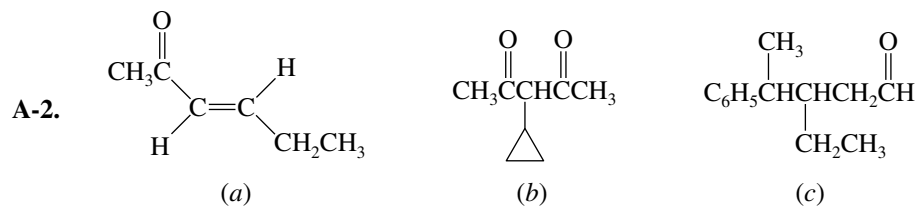


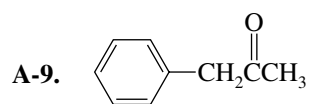
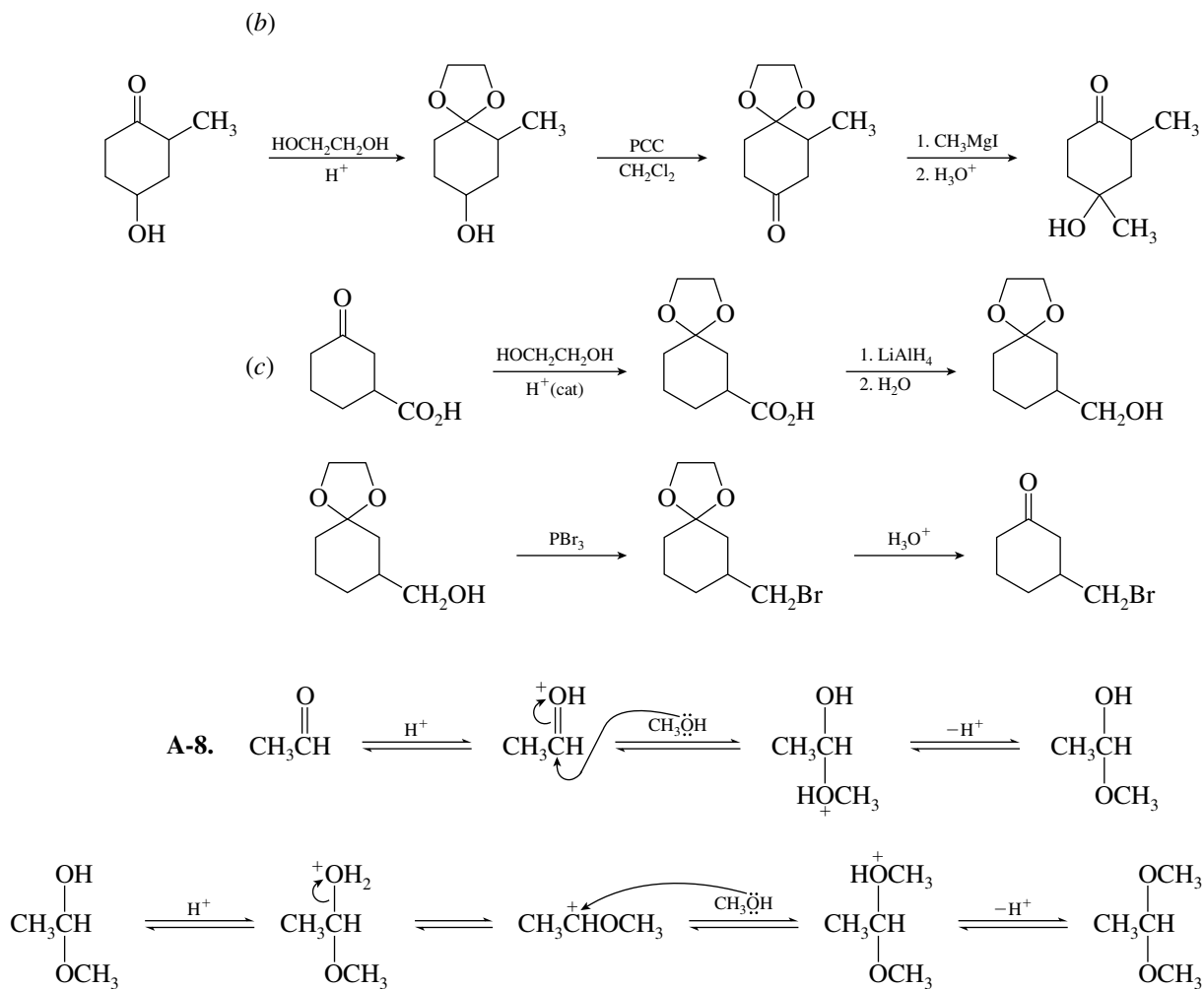
B-1. (a) B-2. (a) B-3. (c) B-4. (d) B-5. (d)

B-6. (e) B-7. (a) B-8. (c) B-9. (d) B-10. (d)

CHAPTER 17

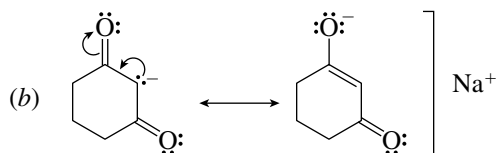
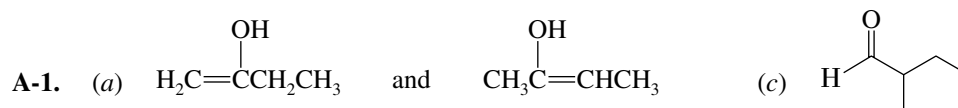
- A-1. (a) 3,4-Dimethylhexanal
 (b) 2,2,5-Trimethylhexan-3-one
 (c) *trans*-4-Bromo-2-methylcyclohexanone
 (d) 5-Methyl-4-hexen-3-one

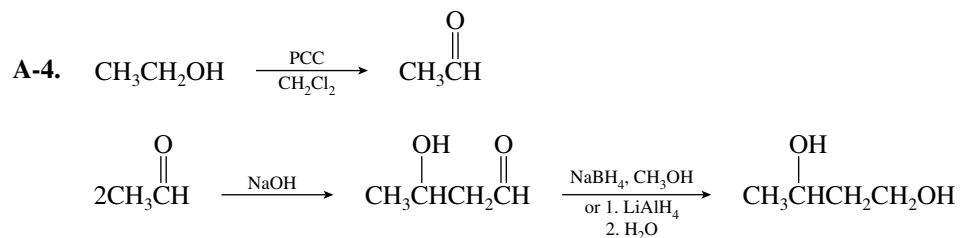
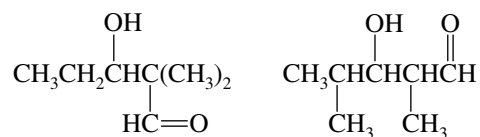
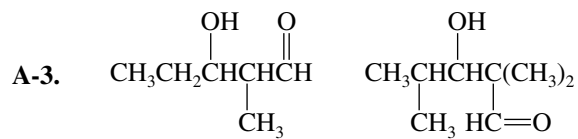
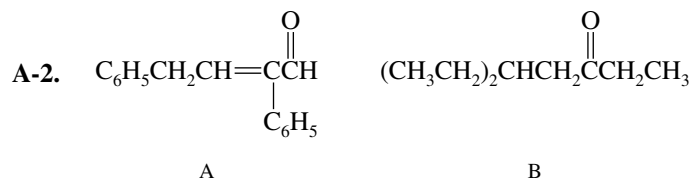




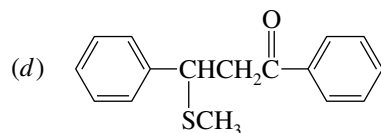
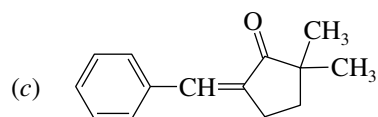
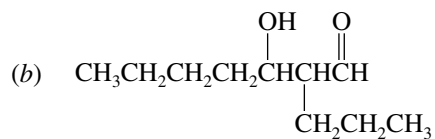
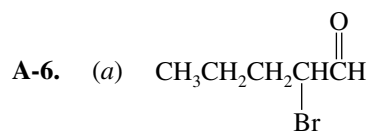
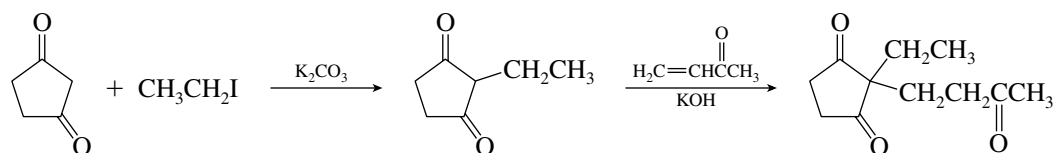
- | | | | |
|-----------|-----------|-----------|-----------|
| B-1. (c) | B-2. (d) | B-3. (a) | B-4. (c) |
| B-5. (b) | B-6. (b) | B-7. (a) | B-8. (b) |
| B-9. (e) | B-10. (c) | B-11. (c) | B-12. (c) |
| B-13. (d) | B-14. (e) | B-15. (a) | B-16. (c) |

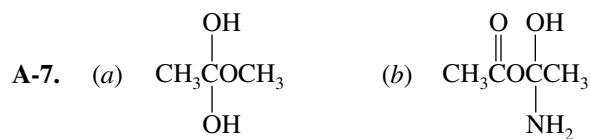
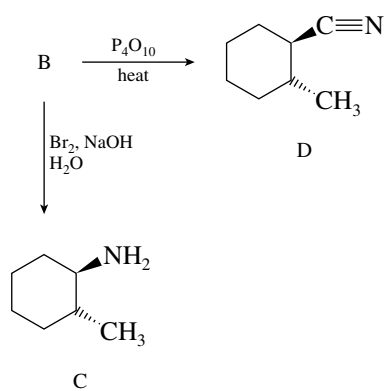
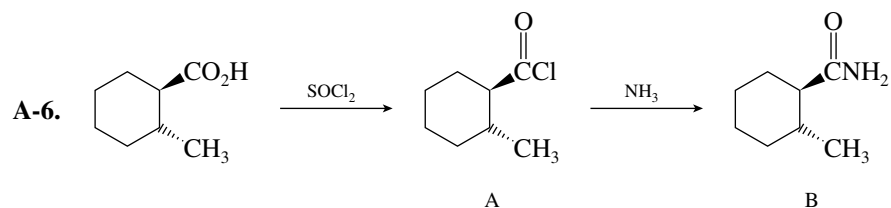
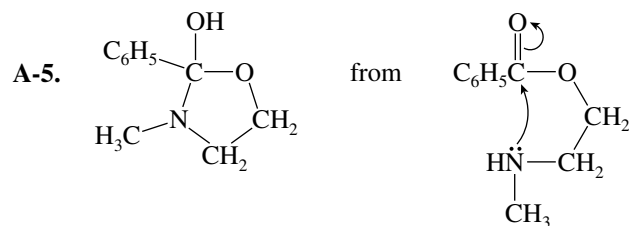
CHAPTER 18



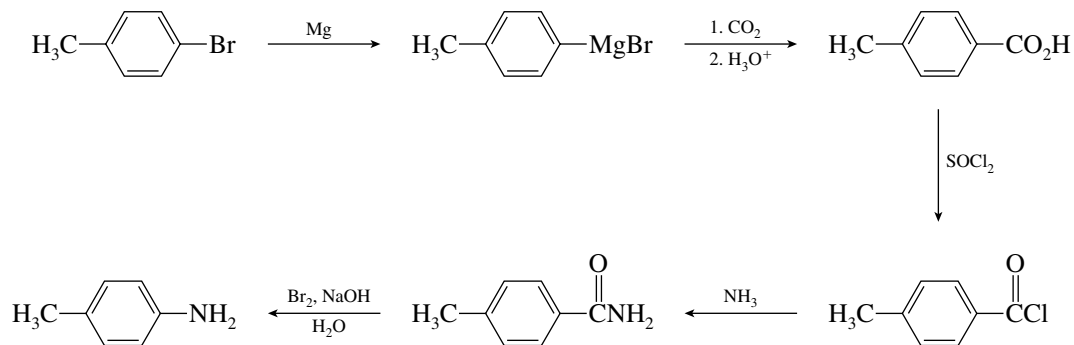


A-5.

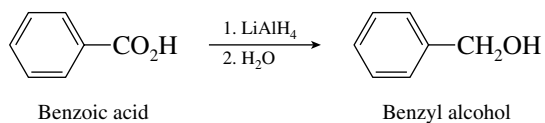
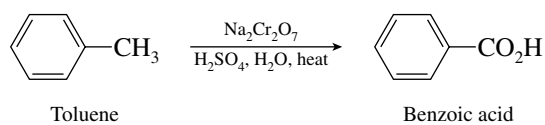


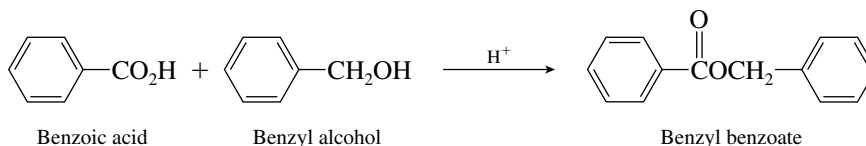


A-8.

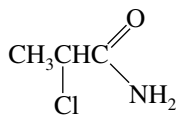


A-9.



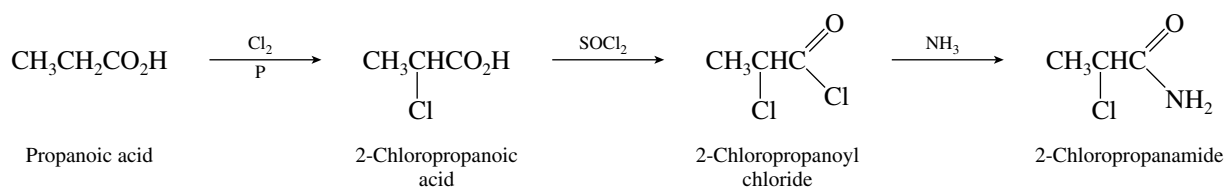


A-10. The compound is 2-chloropropanamide.



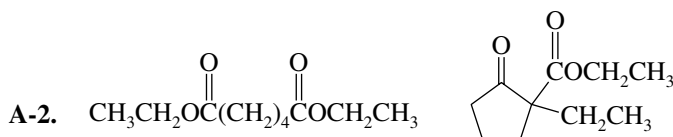
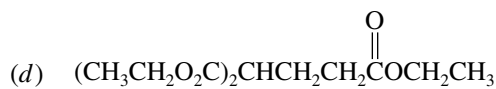
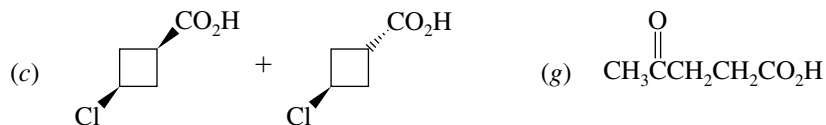
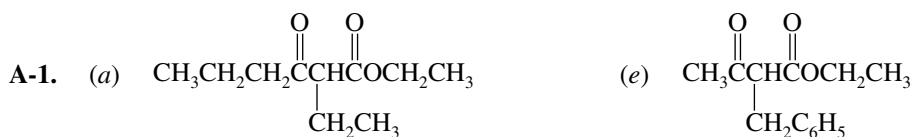
2-Chloropropanamide

The compound may be prepared from propanoic acid as shown.



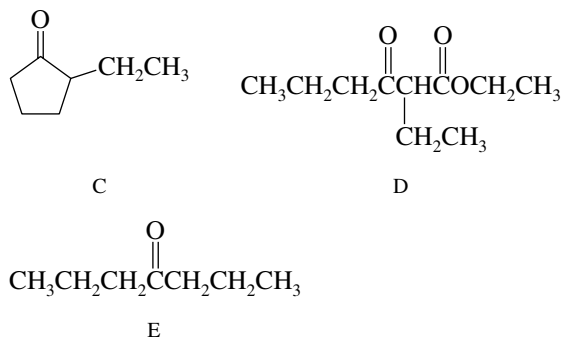
- B-1.** (a) **B-2.** (b) **B-3.** (b) **B-4.** (c)
B-5. (d) **B-6.** (c) **B-7.** (d) **B-8.** (d)
B-9. (b) **B-10.** (a) **B-11.** (d) **B-12.** (b)
B-13. (b)

CHAPTER 21

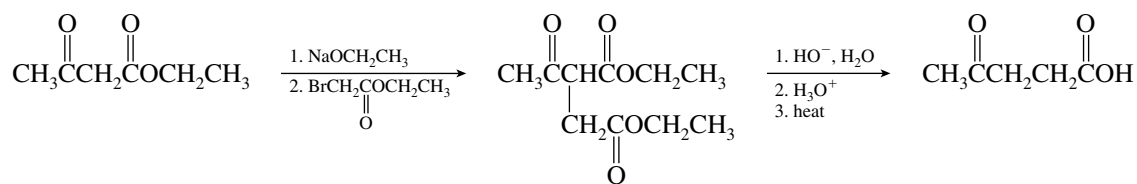


A

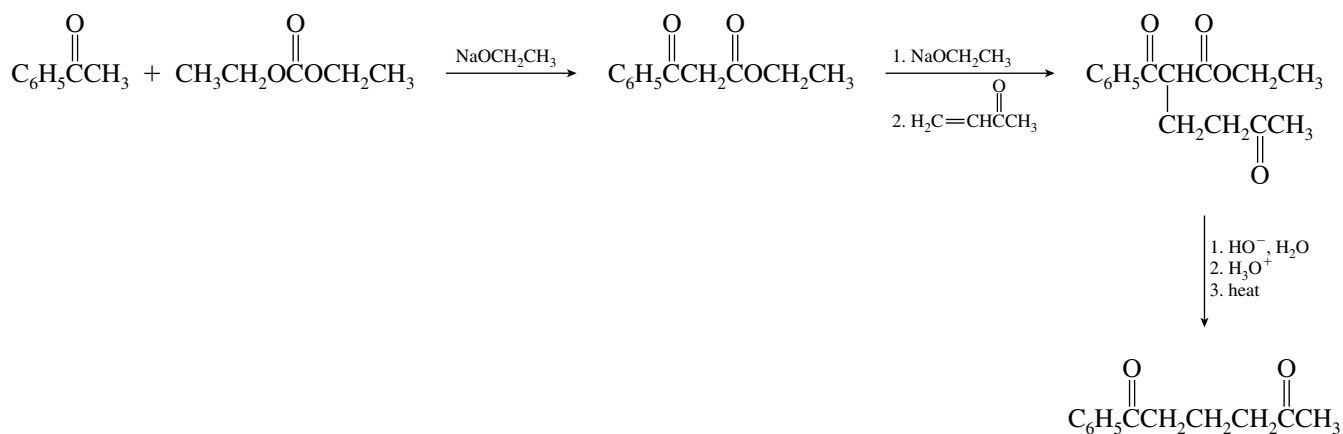
B



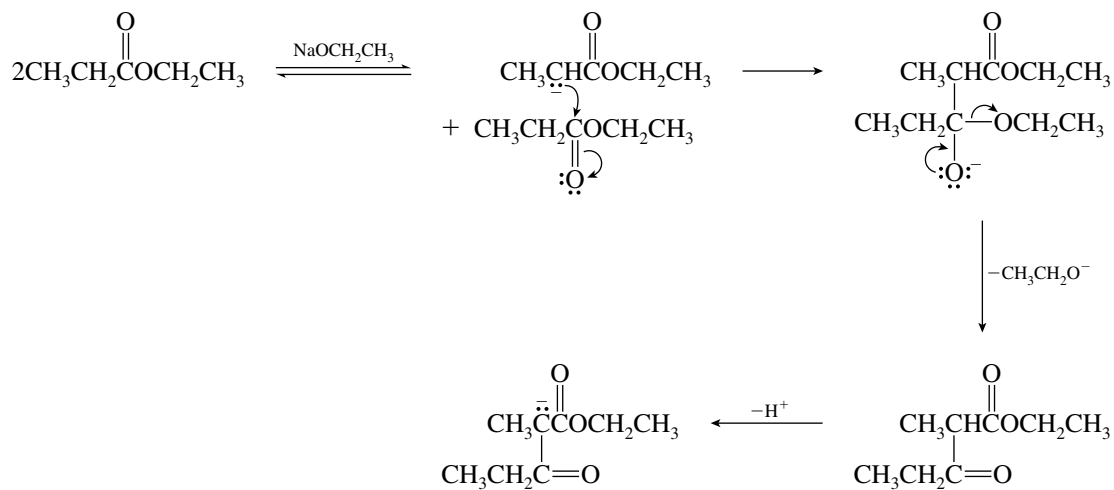
A-3. (a)



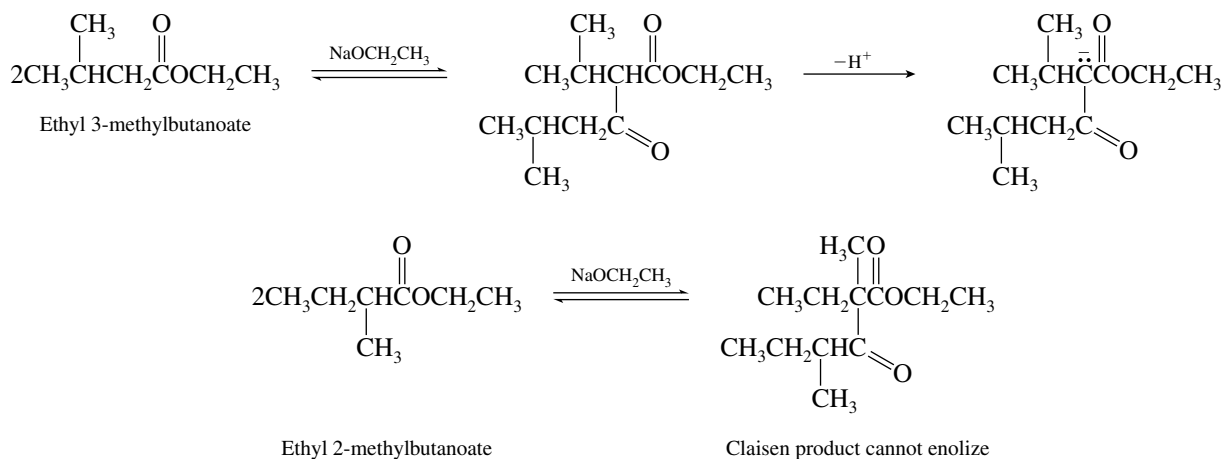
(b)



A-4.



A-5. Enolization of the Claisen condensation product is necessary for completion of the reaction. The condensation product of ethyl 3-methylbutanoate can enolize; the product from condensation of ethyl 2-methylbutanoate cannot.

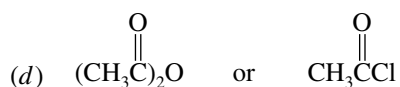
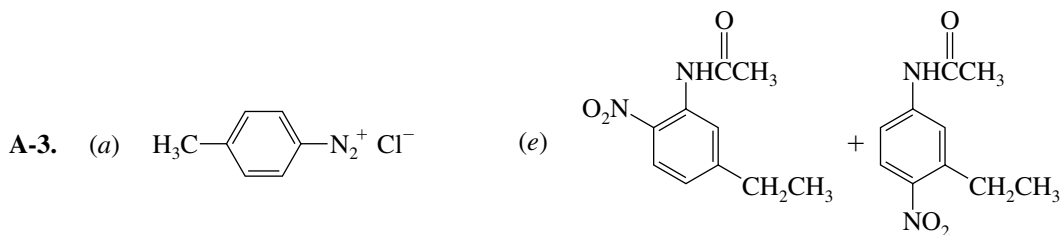
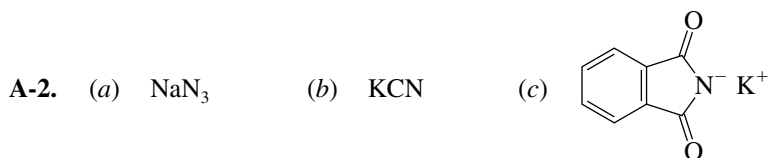


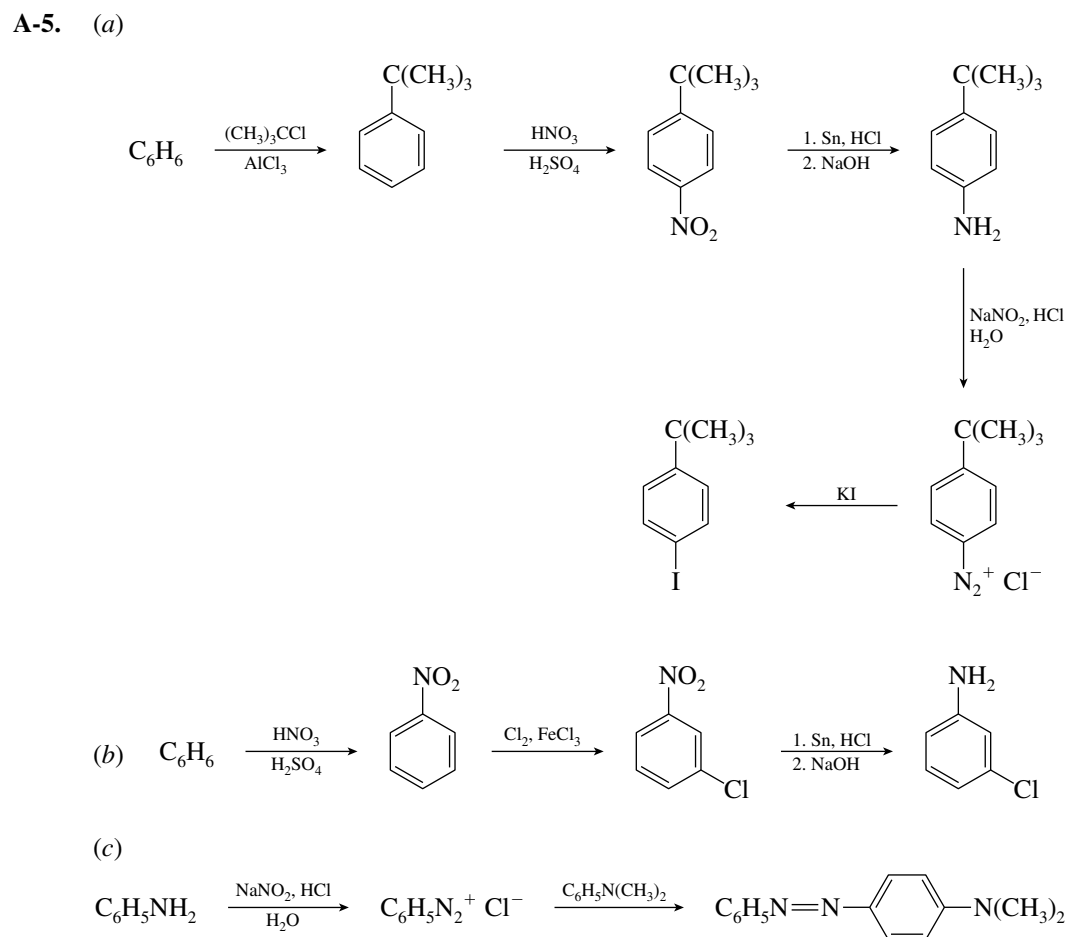
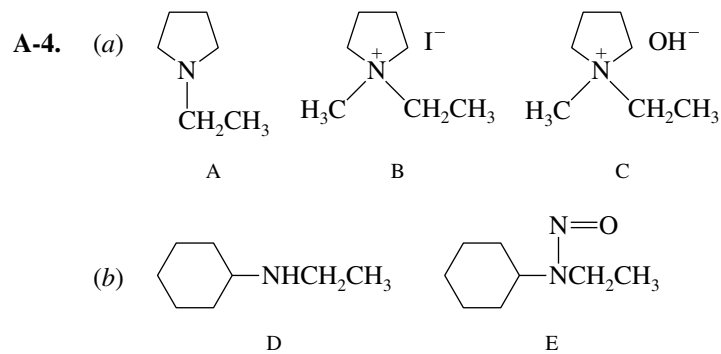
B-1. (b) **B-2.** (d) **B-3.** (c) **B-4.** (b)

B-5. (c) **B-6.** (c) **B-7.** (b) **B-8.** (d)

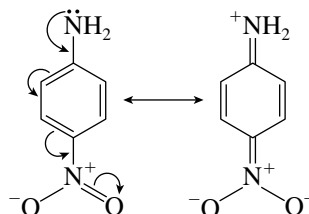
CHAPTER 22

A-1. (a) 1,1-Dimethylpropylamine or 2-methyl-2-butanamine; primary
 (b) *N*-Methylcyclopentylamine or *N*-methylcyclopentanamine; secondary
 (c) *m*-Bromo-*N*-propylaniline; secondary

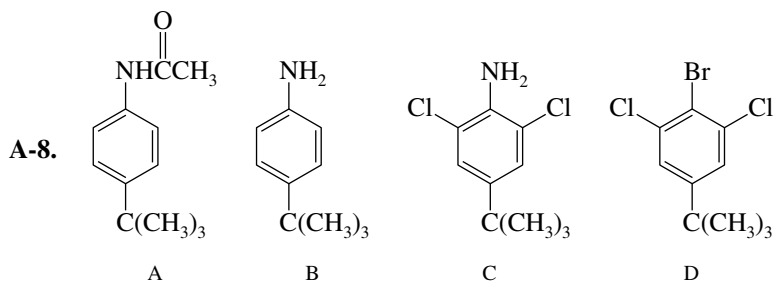




A-6. In the para isomer, resonance delocalization of the electron pair of the amine nitrogen involves the nitro group.

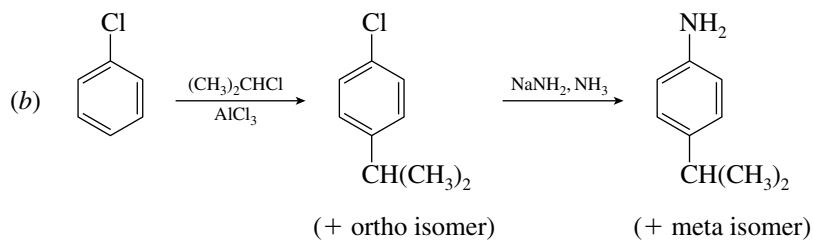
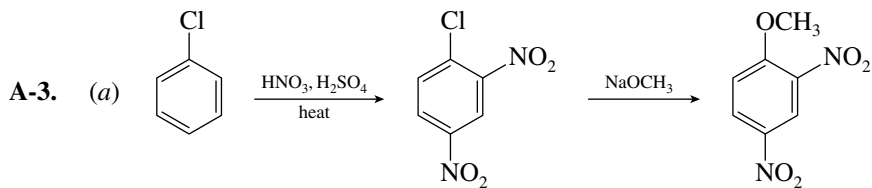
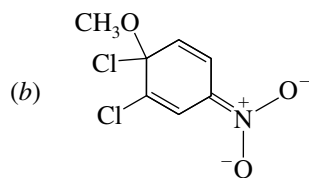
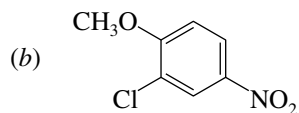
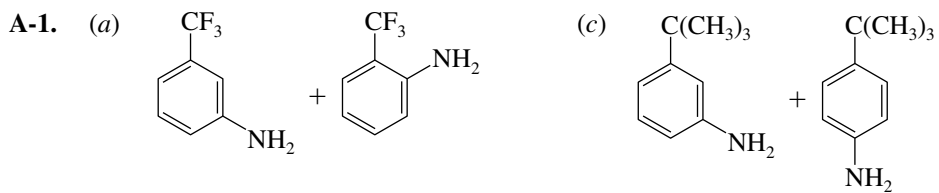


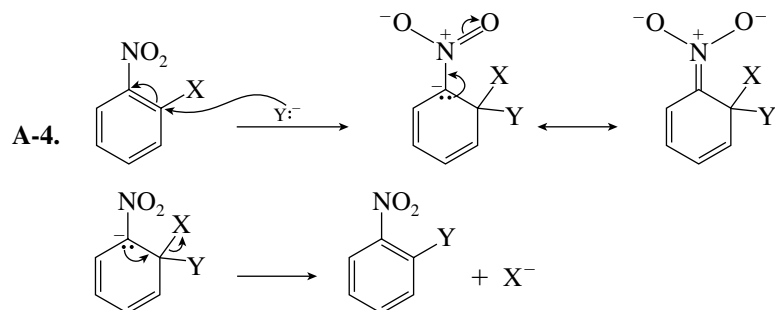
A-7. Strongest base: C, an alkylamine
Weakest base: D, a lactam (cyclic amide)



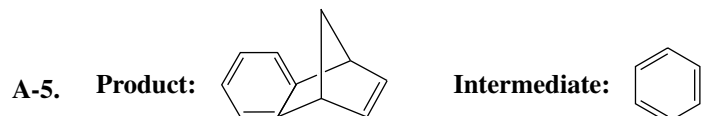
- B-1. (b) B-2. (d) B-3. (c) B-4. (d)
 B-5. (c) B-6. (e) B-7. (d) B-8. (c)
 B-9. (d) B-10. (e) B-11. (c) B-12. (b)
 B-13. (c) B-14. (c)

CHAPTER 23





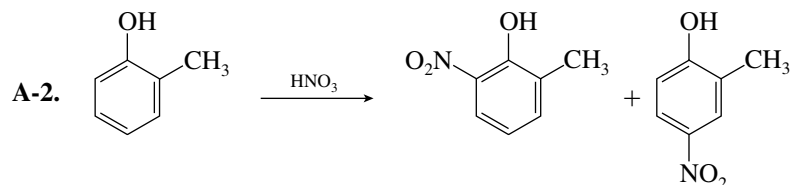
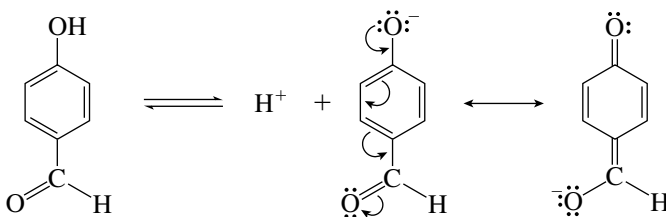
The mechanism for para substitution is similar.



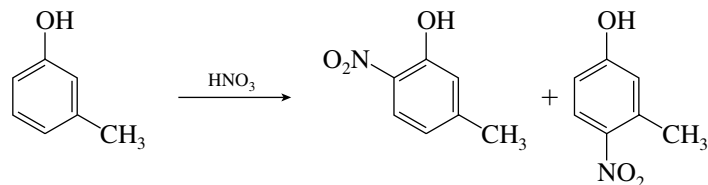
- B-1. (a) B-2. (a) B-3. (c) B-4. (d)
 B-5. (b) B-6. (a) B-7. (a) B-8. (a)

CHAPTER 24

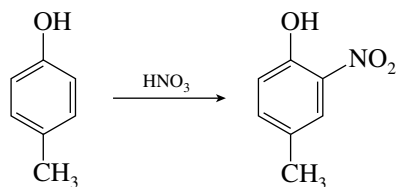
- A-1. *p*-Hydroxybenzaldehyde is the stronger acid. The phenoxide anion is stabilized by conjugation with the aldehyde carbonyl.



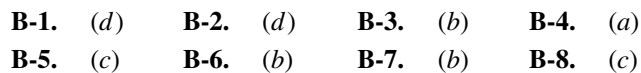
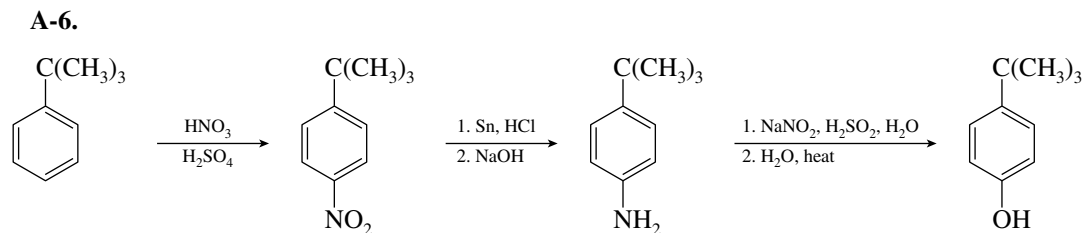
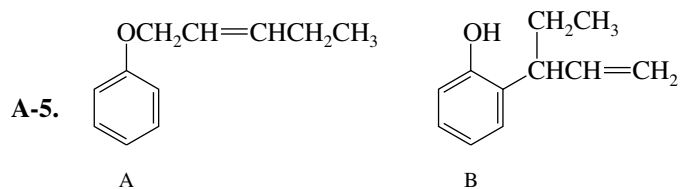
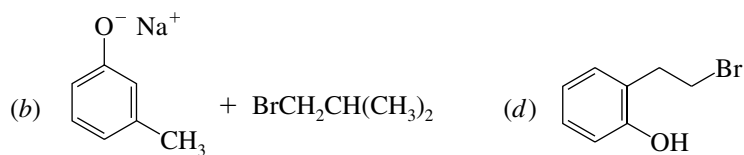
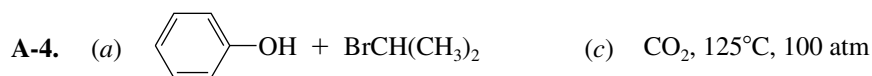
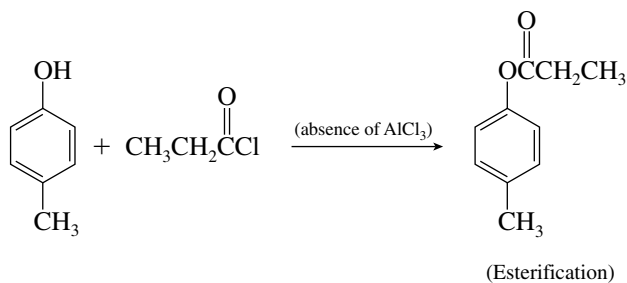
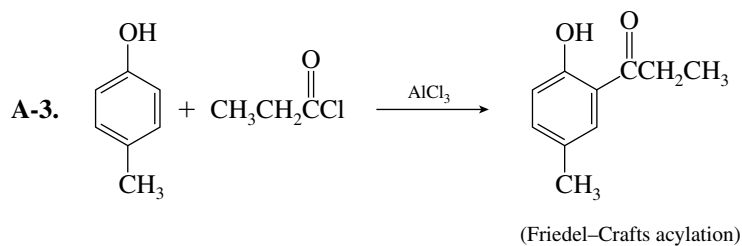
o-Cresol




m-Cresol

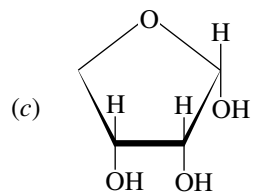
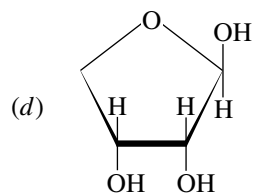
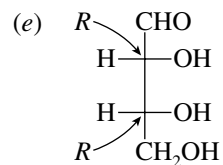
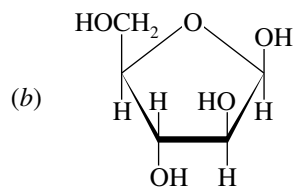
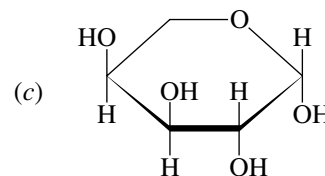
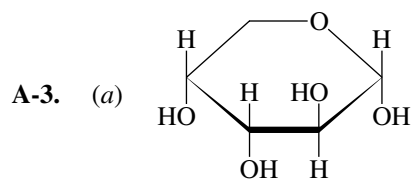
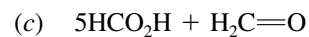
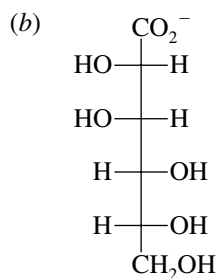
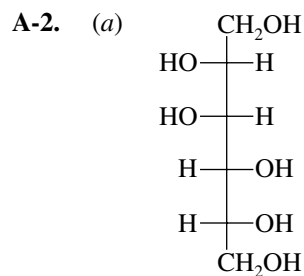


p-Cresol



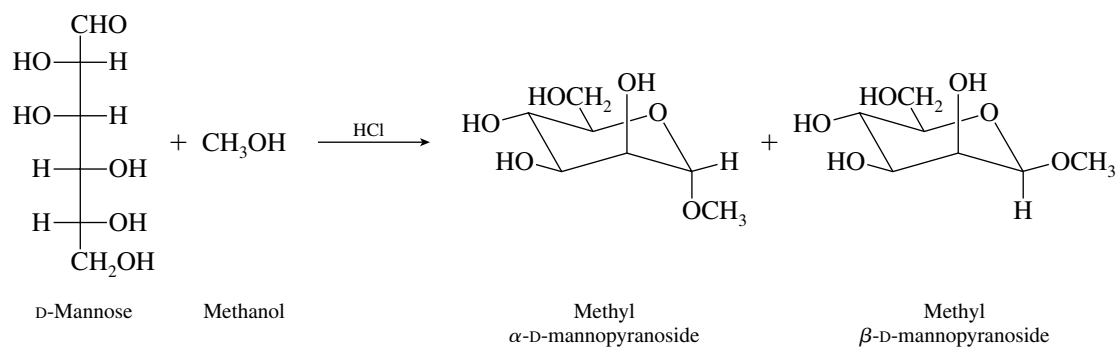
CHAPTER 25



 α -D-Erythrofuranose β -D-Erythrofuranose

A-4. β -D-Idopyranose (β -pyranose form of D-idose)

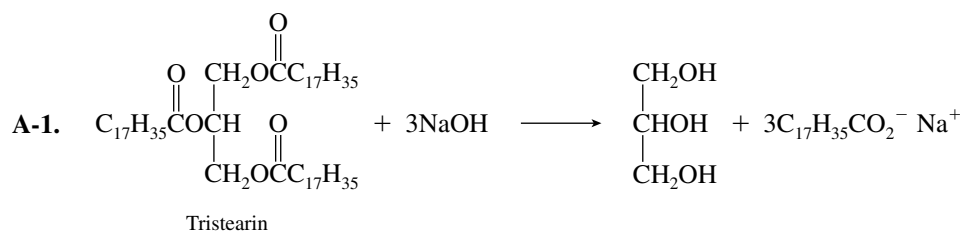
A-5. The products are diastereomers.



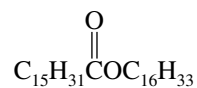
B-1. (b) B-2. (d) B-3. (b) B-4. (a) B-5. (c)

B-6. (c) B-7. (a) B-8. (c) B-9. (c) B-10. (c)

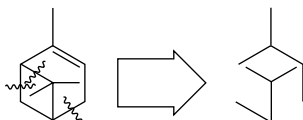
CHAPTER 26



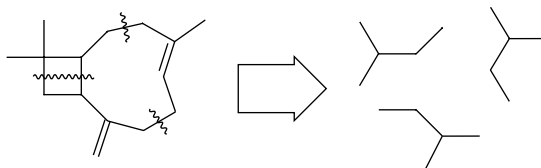
A-2. Fats are triesters of glycerol. A typical example is tristearin, shown in the preceding problem. A wax is usually a mixture of esters in which the alkyl and acyl group each contain 12 or more carbons. An example is hexadecyl hexadecanoate (cetyl palmitate).



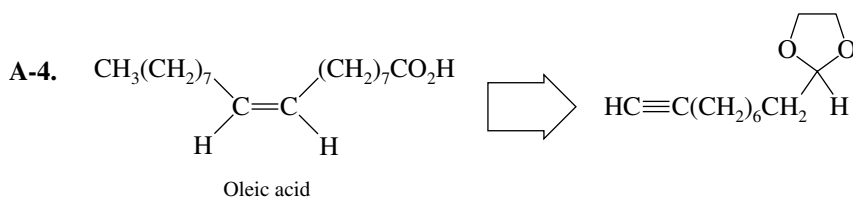
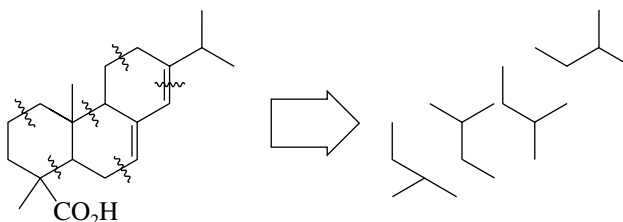
A-3. (a) Monoterpene;

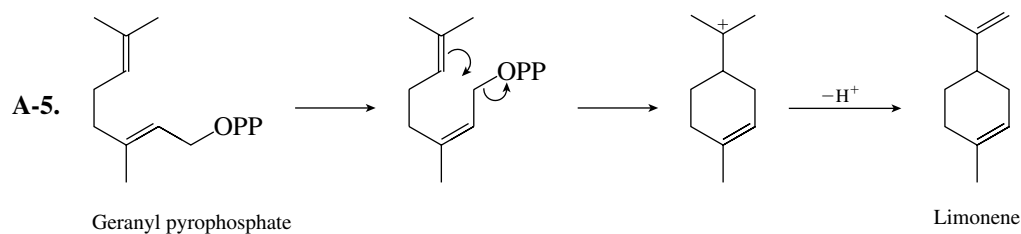
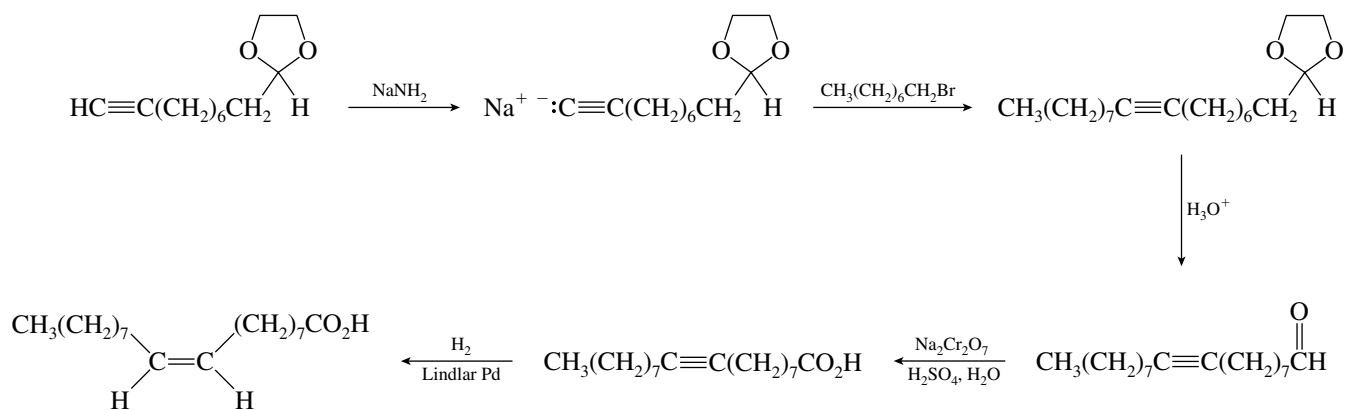


(b) Sesquiterpene;



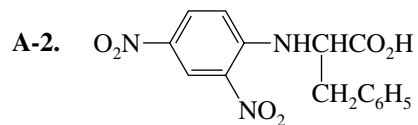
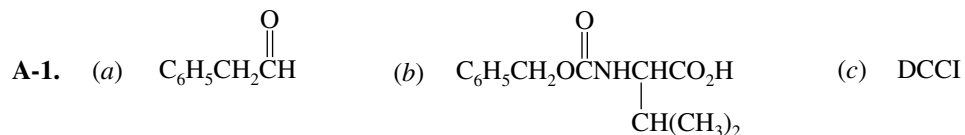
(c) Diterpene;



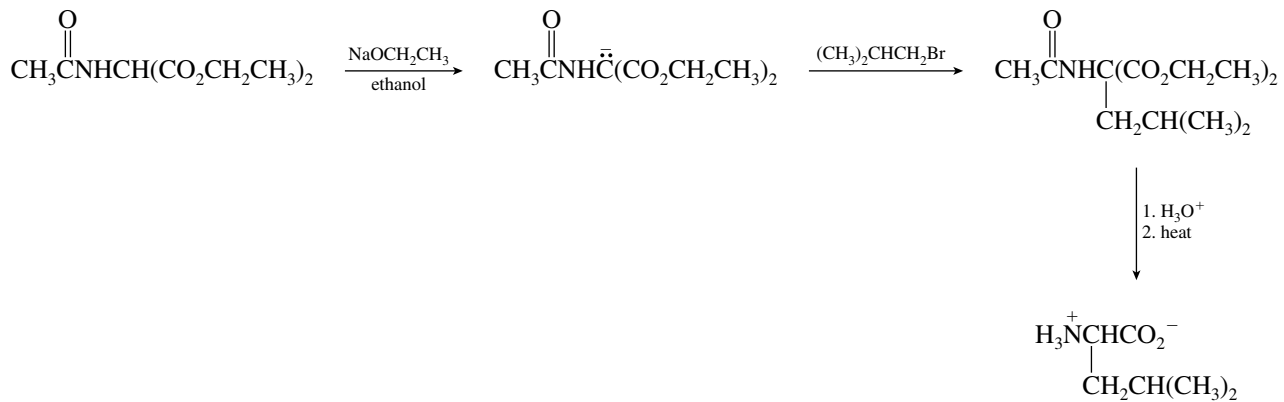


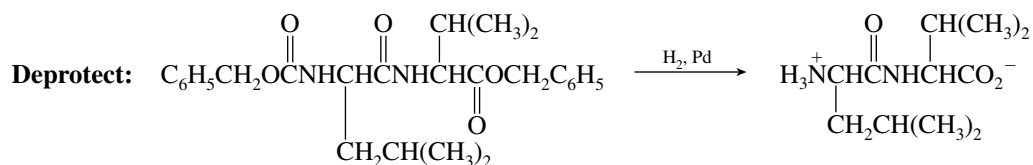
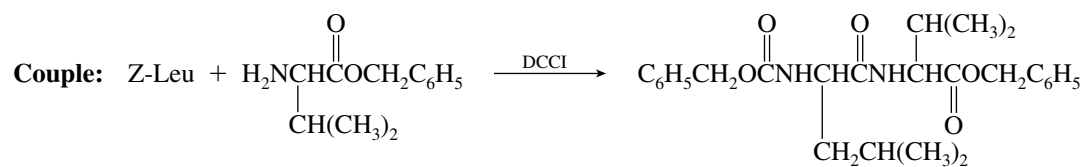
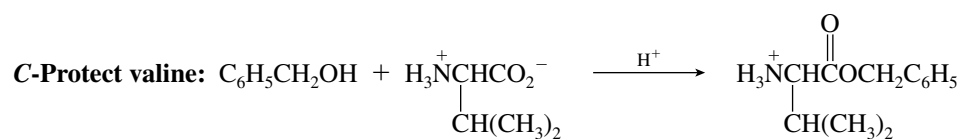
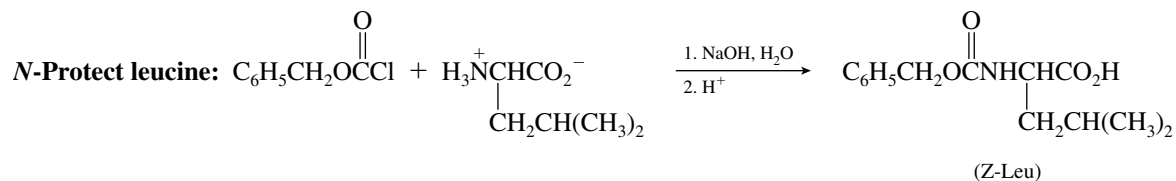
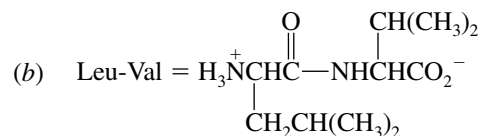
- B-1.** (b) **B-2.** (a) **B-3.** (c) **B-4.** (c)
B-5. (a) **B-6.** (a)

CHAPTER 27



- A-3.** (a)

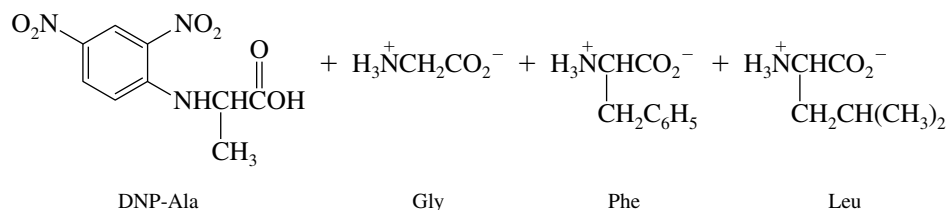


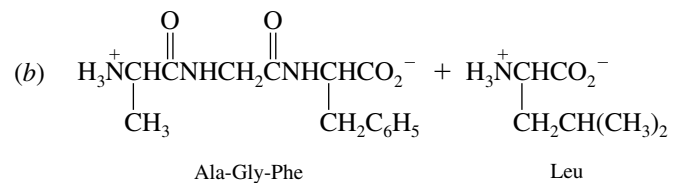


A-4. Leu-Val-Gly-Ala-Phe

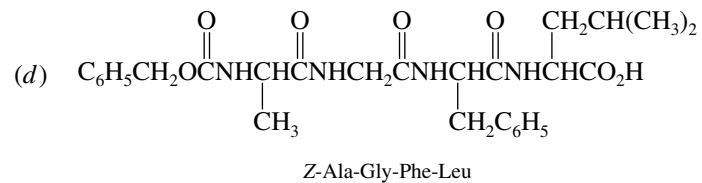
- A-5.** (a) Pentapeptide (c) Serine (e) Ser-Ala-Leu-Phe-Gly
 (b) Four (d) Glycine

A-6. (a)





(c) Same as part *b*; Ala-Gly-Phe + Leu



- B-1.** (c) **B-2.** (c) **B-3.** (a) **B-4.** (d)
B-5. (c) **B-6.** (b) **B-7.** (c) **B-8.** (a)

APPENDIX B

TABLES

Table B-1 Bond Dissociation Energies of Some Representative Compounds*

Bond	Bond dissociation energy, kJ/mol (kcal/mol)	Bond	Bond dissociation energy, kJ/mol (kcal/mol)
Diatomic molecules			
H—H	435 (104)	H—F	568 (136)
F—F	159 (38)	H—Cl	431 (103)
Cl—Cl	242 (58)	H—Br	366 (87.5)
Br—Br	192 (46)	H—I	297 (71)
I—I	150 (36)		
Alkanes			
CH ₃ —H	435 (104)	CH ₃ —CH ₃	368 (88)
CH ₃ CH ₂ —H	410 (98)	CH ₃ CH ₂ —CH ₃	355 (85)
CH ₃ CH ₂ CH ₂ —H	410 (98)	(CH ₃) ₂ CH—CH ₃	351 (84)
(CH ₃) ₂ CH—H	397 (95)	(CH ₃) ₃ C—CH ₃	334 (80)
(CH ₃) ₃ C—H	380 (91)		
Alkyl halides			
CH ₃ —F	451 (108)	(CH ₃) ₂ CH—F	439 (105)
CH ₃ —Cl	349 (83.5)	(CH ₃) ₂ CH—Cl	339 (81)
CH ₃ —Br	293 (70)	(CH ₃) ₂ CH—Br	284 (68)
CH ₃ —I	234 (56)	(CH ₃) ₃ C—Cl	330 (79)
CH ₃ CH ₂ —Cl	338 (81)	(CH ₃) ₃ C—Br	263 (63)
CH ₃ CH ₂ CH ₂ —Cl	343 (82)		
Water and alcohols			
HO—H	497 (119)	CH ₃ CH ₂ —OH	380 (91)
CH ₃ O—H	426 (102)	(CH ₃) ₂ CH—OH	385 (92)
CH ₃ —OH	380 (91)	(CH ₃) ₃ C—OH	380 (91)

*Note: Bond dissociation energies refer to bonds indicated in structural formula for each substance.

Table B-2 Acid Dissociation Constants*

Acid	Formula	Conjugate base	Dissociation constant	pK _a
Hydrogen fluoride	H—F	F ⁻	3.5 × 10 ⁻⁴	3.5
Acetic acid	CH ₃ CO ₂ —H	CH ₃ CO ₂ ⁻	1.8 × 10 ⁻⁵	4.7
Hydrogen cyanide	H—CN	CN ⁻	7.2 × 10 ⁻¹⁰	9.1
Phenol	C ₆ H ₅ O—H	C ₆ H ₅ O ⁻	1.3 × 10 ⁻¹⁰	9.8
Water	HO—H	HO ⁻	1.8 × 10 ⁻¹⁶	15.7
Ethanol	CH ₃ CH ₂ O—H	CH ₃ CH ₂ O ⁻	10 ⁻¹⁶	16
Alkyne (terminal; R = alkyl)	RC≡C—H	RC≡C ⁻	10 ⁻²⁶	26
Ammonia	NH ₂ —H	NH ₂ ⁻	10 ⁻³⁶	36
Alkene C—H	RCH=CH—H	RCH=CH ⁻	10 ⁻⁴⁵	45
Alkane C—H	RCH ₂ CH ₂ —H	RCH ₂ CH ₂ ⁻	10 ⁻⁶²	62

*Note: Acid strength decreases from top to bottom of the table; conjugate base strength increases from top to bottom.

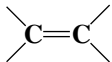


Table B-3 Chemical Shifts of Representative Types of Protons

Type of proton	Chemical shift (δ), ppm*	Type of proton	Chemical shift (δ), ppm*
$\begin{array}{c} \\ \text{H}-\text{C}-\text{R} \\ \end{array}$	0.9–1.8	$\begin{array}{c} \\ \text{H}-\text{C}-\text{NR} \\ \end{array}$	2.2–2.9
$\begin{array}{c} \\ \text{H}-\text{C}-\text{C}=\text{C} \\ \end{array}$	1.6–2.6	$\begin{array}{c} \\ \text{H}-\text{C}-\text{Cl} \\ \end{array}$	3.1–4.1
$\begin{array}{c} \text{O} \\ \\ \text{H}-\text{C}-\text{C}- \\ \end{array}$	2.1–2.5	$\begin{array}{c} \\ \text{H}-\text{C}-\text{Br} \\ \end{array}$	2.7–4.1
$\text{H}-\text{C}\equiv\text{C}-$	2.5	$\begin{array}{c} \\ \text{H}-\text{C}-\text{O} \\ \end{array}$	3.3–3.7
$\begin{array}{c} \\ \text{H}-\text{C}-\text{Ar} \\ \end{array}$	2.3–2.8	$\text{H}-\text{NR}$	1–3 [†]
$\begin{array}{c} \\ \text{H}-\text{C}=\text{C} \\ \diagdown \end{array}$	4.5–6.5	$\text{H}-\text{OR}$	0.5–5 [†]
$\text{H}-\text{Ar}$	6.5–8.5	$\text{H}-\text{OAr}$	6–8 [†]
$\begin{array}{c} \text{O} \\ \\ \text{H}-\text{C}- \\ \end{array}$	9–10	$\begin{array}{c} \text{O} \\ \\ \text{H}-\text{OC}- \\ \end{array}$	10–13 [†]

*These are approximate values relative to tetramethylsilane; other groups within the molecule can cause a proton signal to appear outside of the range cited.

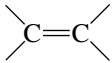


† The chemical shifts of protons bonded to nitrogen and oxygen are temperature- and concentration-dependent.

Table B-4 Chemical Shifts of Representative Carbons

Type of carbon	Chemical shift (δ), ppm*	Type of carbon	Chemical shift (δ), ppm*
RCH ₃	0–35		100–150
R ₂ CH ₂	15–40		
R ₃ CH	25–50		110–175
RCH ₂ NH ₂	35–50		
RCH ₂ OH	50–65		190–220
—C≡C—	65–90		

* Approximate values relative to tetramethylsilane.

Table B-5 Infrared Absorption Frequencies of Some Common Structural Units

Structural unit	Frequency, cm ⁻¹	Structural unit	Frequency, cm ⁻¹
Stretching vibrations			
<i>Single bonds</i>		<i>Double bonds</i>	
—O—H (alcohols)	3200–3600		1620–1680
—O—H (carboxylic acids)	2500–3600		
 N—H	3350–3500	Aldehydes and ketones	1710–1750
<i>sp</i> C—H	3310–3320	Carboxylic acids	1700–1725
<i>sp</i> ² C—H	3000–3100	Acid anhydrides	1800–1850 and 1740–1790
<i>sp</i> ³ C—H	2850–2950	Acyl halides	1770–1815
		Esters	1730–1750
<i>sp</i> ² C—O	1200	Amides	1680–1700
<i>sp</i> ³ C—O	1025–1200		
		<i>Triple bonds</i>	
		—C≡C—	2100–2200
		—C≡N	2240–2280
Bending vibrations of diagnostic value			
<i>Alkenes</i>		<i>Substituted derivatives of benzene</i>	
Cis-disubstituted	665–730	Monosubstituted	730–770 and 690–710
Trans-disubstituted	960–980	Ortho-disubstituted	735–770
Trisubstituted	790–840	Meta-disubstituted	750–810 and 680–730
		Para-disubstituted	790–840